



US00D909025S

(12) **United States Design Patent** (10) **Patent No.:** **US D909,025 S**
Fuerst, Sr. (45) **Date of Patent:** **** Feb. 2, 2021**

(54) **FOOTWEAR ARTICLE**

- (71) Applicant: **Fuerst Group, Inc.**, Menlo Park, CA (US)
- (72) Inventor: **Rory Fuerst, Sr.**, Atherton, CA (US)
- (73) Assignee: **Fuerst Group, Inc.**, Menlo Park, CA (US)
- (**) Term: **15 Years**
- (21) Appl. No.: **29/689,397**
- (22) Filed: **Apr. 29, 2019**

Related U.S. Application Data

- (62) Division of application No. 29/596,212, filed on Mar. 6, 2017, now Pat. No. Des. 851,368.
- (51) **LOC (13) Cl.** **02-04**
- (52) **U.S. Cl.**
USPC **D2/916**
- (58) **Field of Classification Search**
USPC D2/896, 902-908, 916-918, 923, 946,
D2/969, 972-974
CPC A43B 5/001-025; A43B 3/16; A43B 3/12
See application file for complete search history.

(56) **References Cited**

U.S. PATENT DOCUMENTS

D345,245 S	3/1994	McDonald	
D350,021 S *	8/1994	Stein	D2/916
D351,275 S	10/1994	Hatfield et al.	
D361,653 S *	8/1995	Schenone	D2/916
D374,551 S	10/1996	Hatfield	
D384,494 S *	10/1997	Clancy	D2/916
D393,360 S	4/1998	Aveni et al.	
D447,859 S	9/2001	Matis et al.	
D459,863 S *	7/2002	Butler	D2/916
D460,245 S *	7/2002	Butler	D2/916
D460,246 S *	7/2002	Butler	D2/916

(Continued)

OTHER PUBLICATIONS

Allen, R., "Adidas Originals Sets Release Date for NMD Camo Pack," Footwear News Website, Available Online at <http://footwearnews.com/2016/focus/athletic-outdoor/adidas-nmd-r1-primeknit-camo-pack-sneakers-release-date-may-12-220272/>, May 10, 2016, 6 pages.

Primary Examiner — Rashida C. Walshon

(74) *Attorney, Agent, or Firm* — McCoy Russell LLP


(57) **CLAIM**

An ornamental design for a footwear article, as shown and described.

DESCRIPTION

FIG. 1 is a left side view of a footwear article according to the present invention.
 FIG. 2 is a right side view of the footwear article.
 FIG. 3 is a front view of the footwear article.
 FIG. 4 is a back view of the footwear article.
 FIG. 5 is a top view of the footwear article.
 FIG. 6 is a bottom view of the footwear article.
 FIG. 7 is a front and right perspective view of the footwear article; and,
 FIG. 8 is a back and left perspective view of the footwear article.
 The broken lines in FIGS. 1-8 illustrate portions of the footwear article that form no part of the claimed design.
 The broken lines shown through the side, rear, and top openings of the footwear article in FIGS. 1-2, 4-5, and 7-8 illustrate inner features of the footwear article that form no part of the claimed design.
 In FIGS. 1-5 and 7-8, the edges of the side, ankle and heel portions are shown with a lining, such as edge piping. The lining is shown stitched to the footwear article. However, the dashed zig-zag stitch lines along the side, ankle and heel portion linings forms no part of the claimed design.

1 Claim, 8 Drawing Sheets



(56)

References Cited

U.S. PATENT DOCUMENTS

D468,898 S	1/2003	Wilson	
D479,392 S	9/2003	Hillyer	
D482,858 S	12/2003	Hillyer	
D496,527 S	9/2004	Roulo	
D500,408 S	1/2005	Rask	
D513,361 S	1/2006	Teriatnikov	
D515,800 S	2/2006	Bertholon	
D528,270 S	9/2006	Keen	
D528,771 S	9/2006	Lupo	
D538,522 S	3/2007	Keen	
D547,936 S	8/2007	Masullo	
D548,443 S	8/2007	Teteriatnikov	
D560,902 S	2/2008	Gay	
D577,481 S	9/2008	Teteriatnikov	
D583,544 S	12/2008	Fuerst	
D594,512 S	6/2009	Richards et al.	
D628,784 S *	12/2010	Joseph	D2/969
D654,668 S	2/2012	Van Zyll De Jong et al.	
D679,081 S *	4/2013	Bosomworth	D2/972
D688,862 S	9/2013	Young	
D692,225 S	10/2013	Madore	
D698,532 S	2/2014	Mochen et al.	
D700,767 S	3/2014	Parrett	
D700,769 S	3/2014	Parrett	
D882,217 S *	4/2020	Zhang	D2/916

* cited by examiner

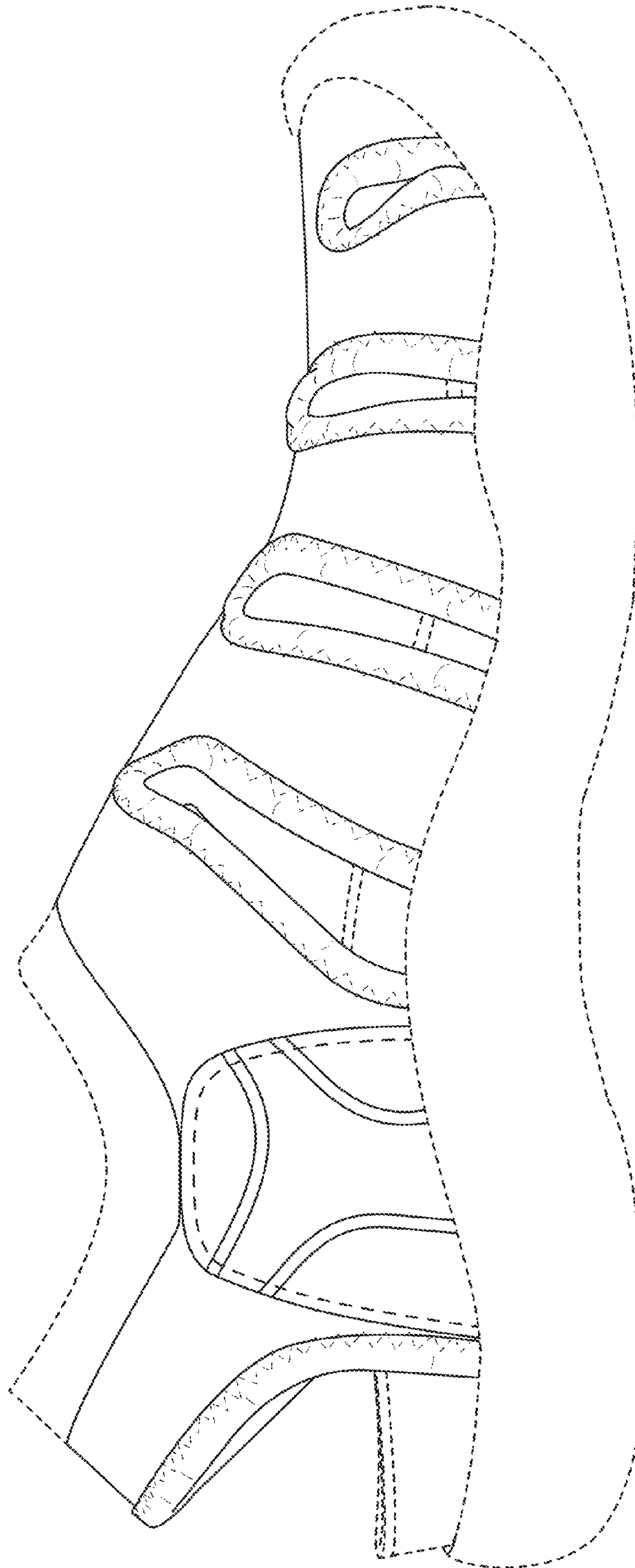


FIG. 1

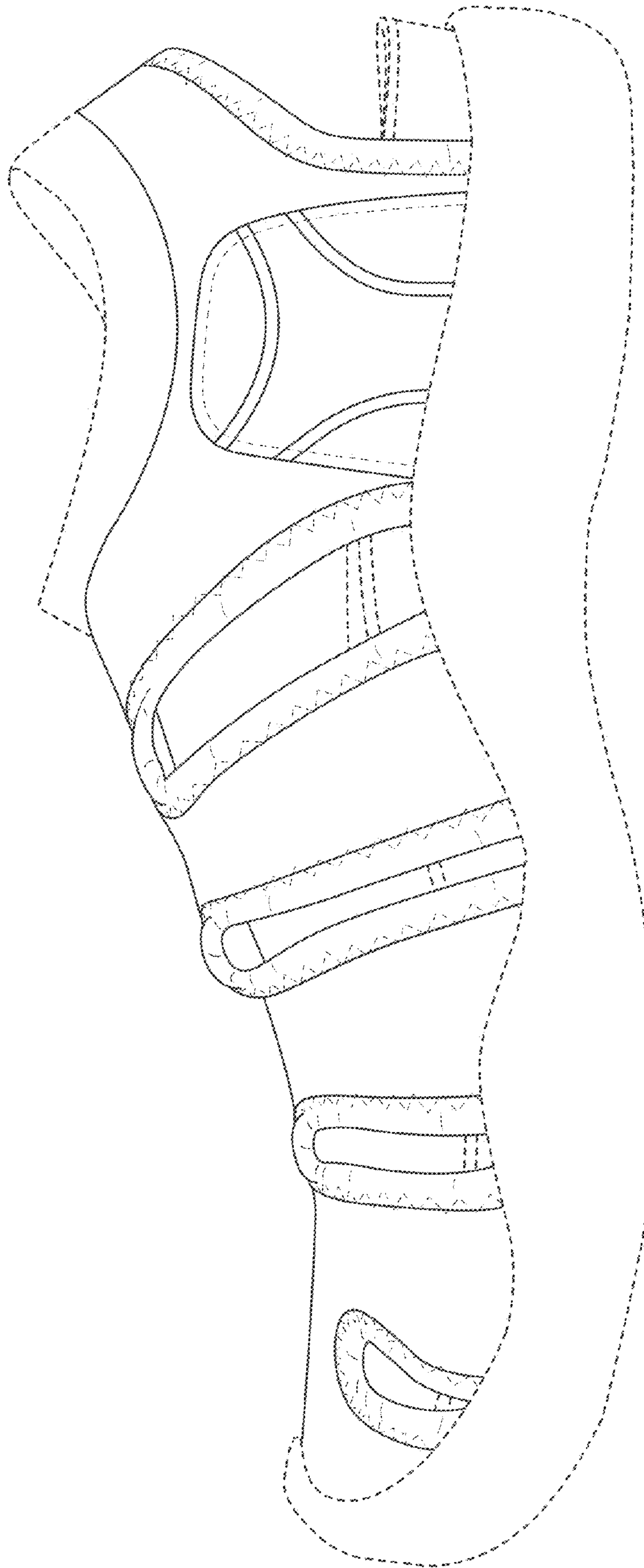


FIG. 2




FIG. 3

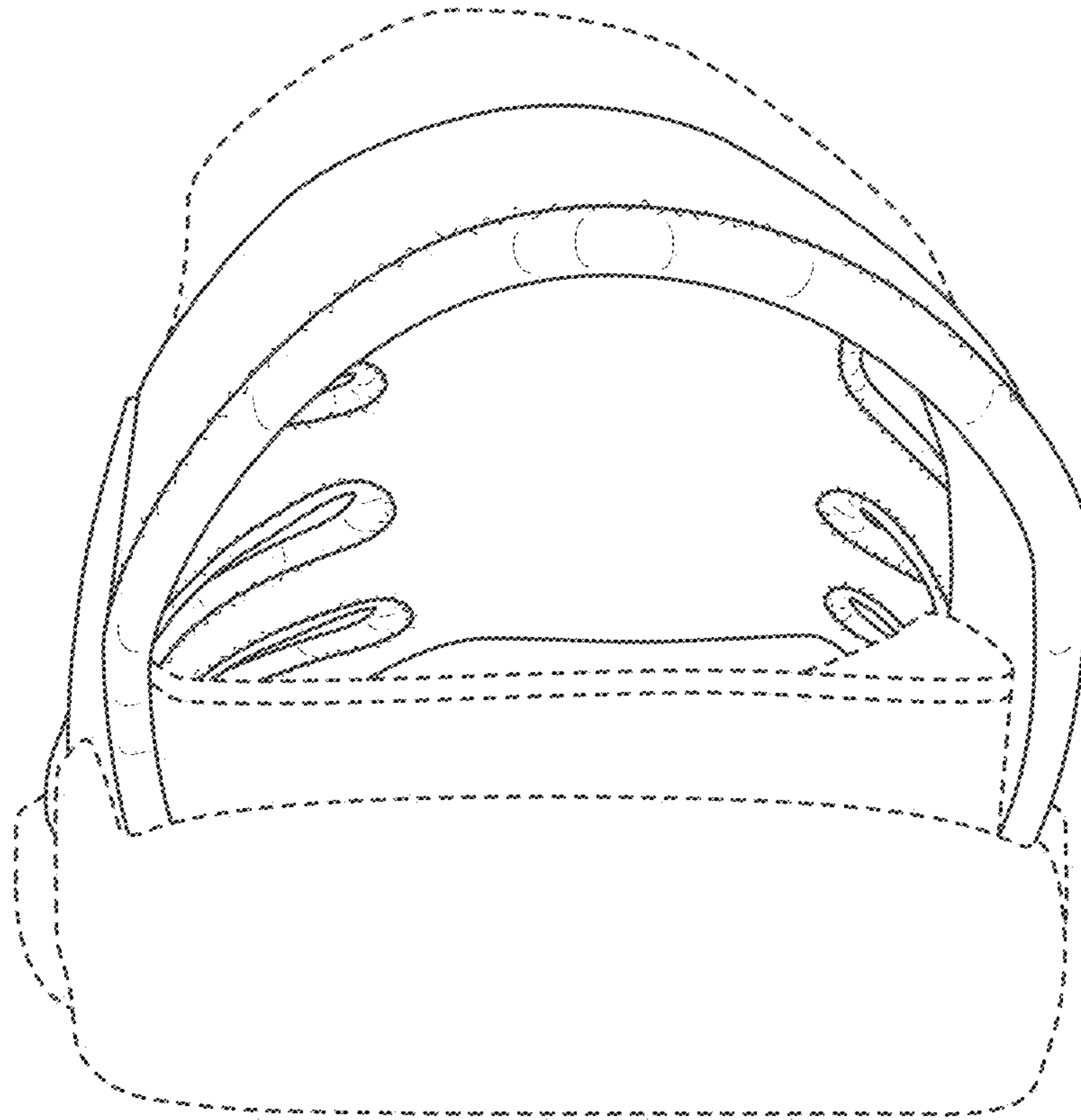


FIG. 4

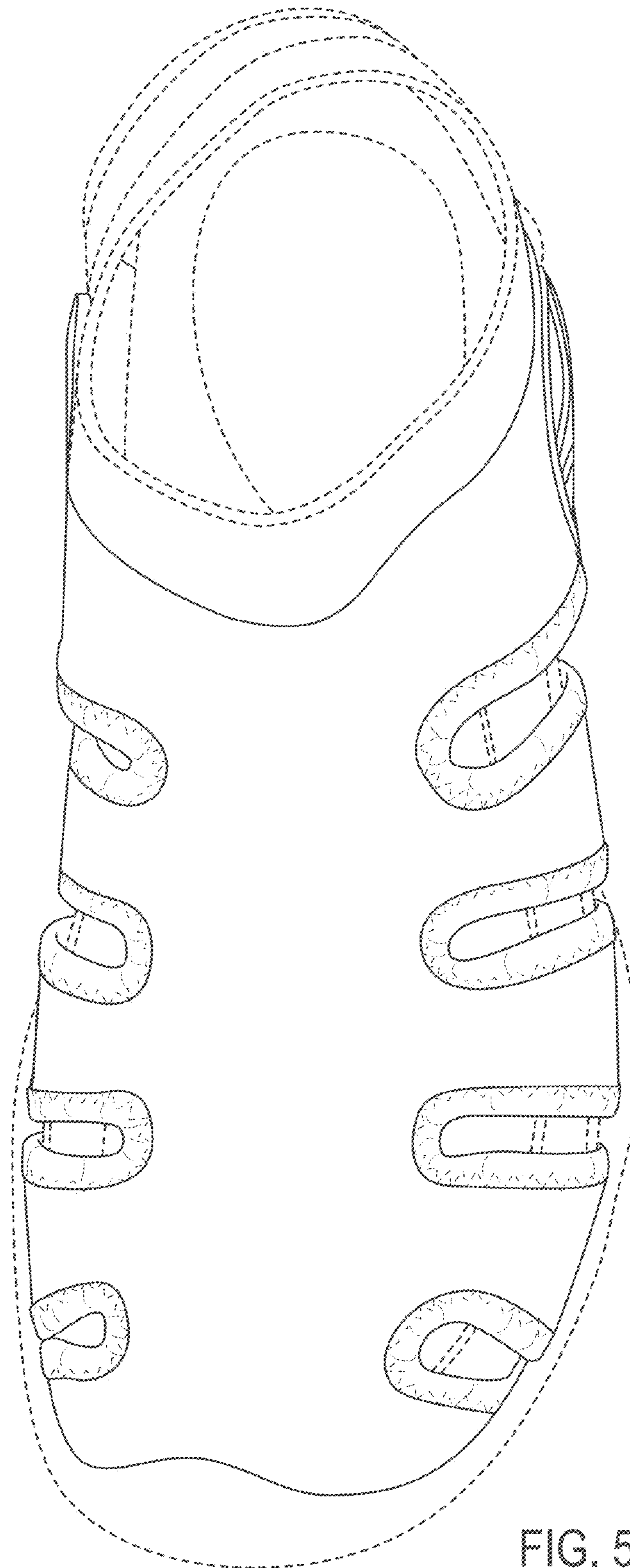


FIG. 5

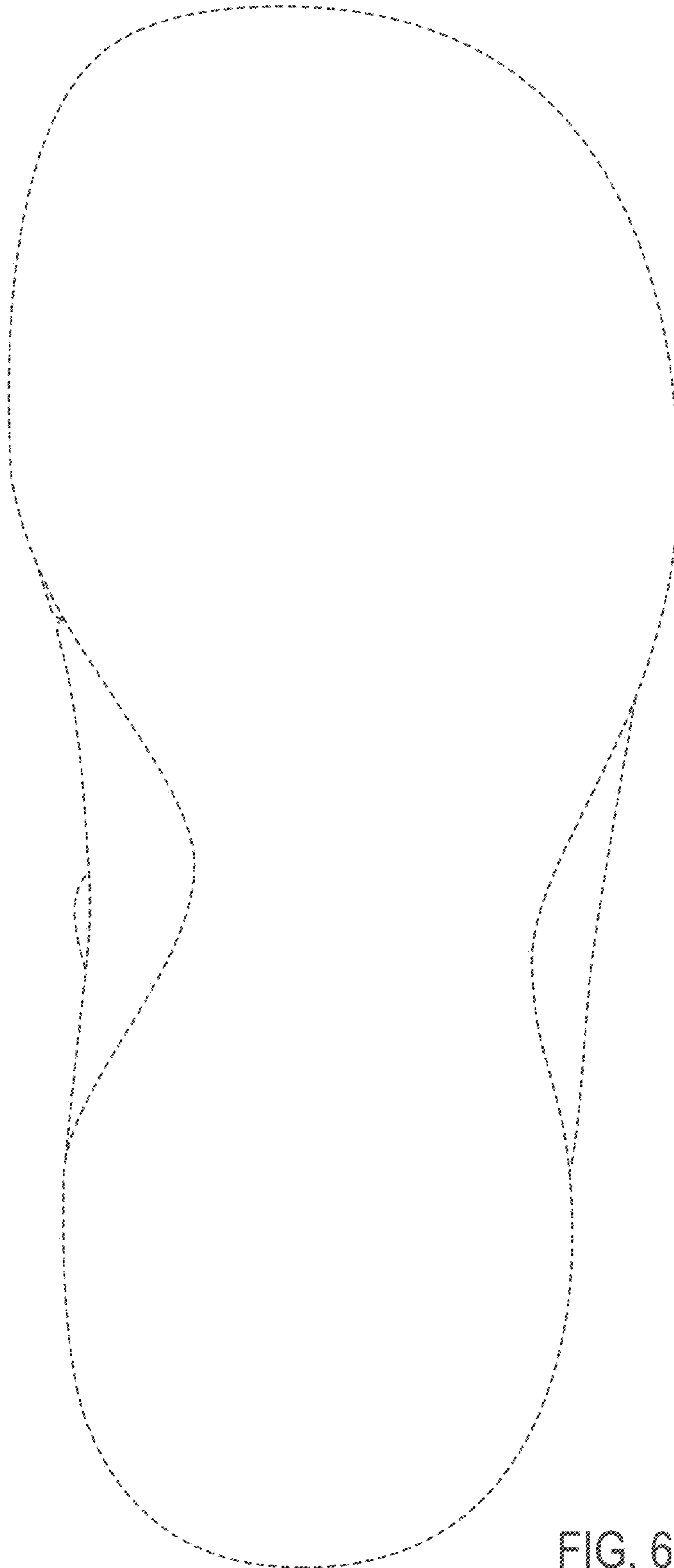


FIG. 6

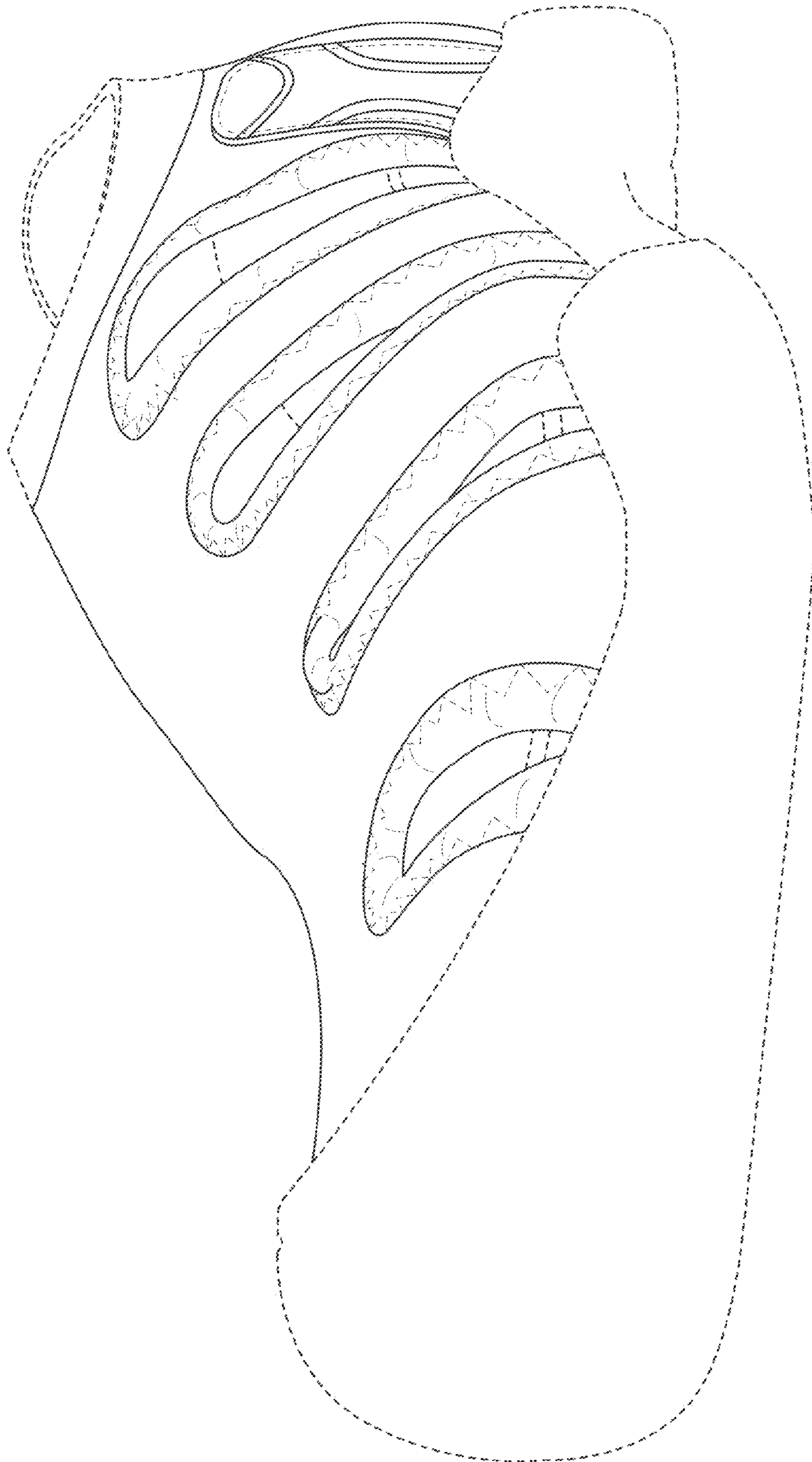


FIG. 7

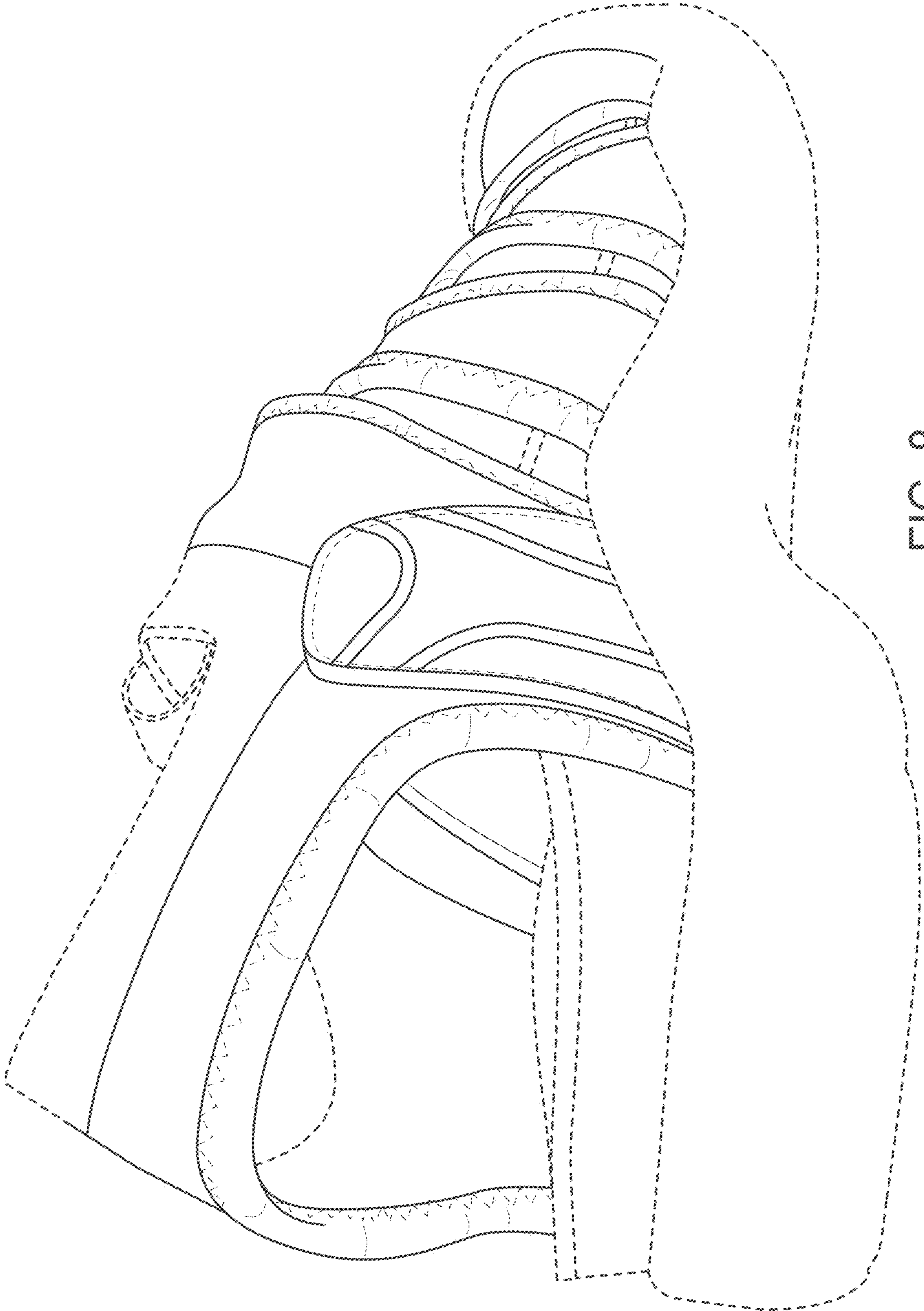


FIG. 8