



US00D909022S

(12) **United States Design Patent**
Patt et al.

(10) **Patent No.:** **US D909,022 S**
(45) **Date of Patent:** **** Feb. 2, 2021**

- (54) **SHOE**
- (71) Applicant: **Cole Haan LLC**, Greenland, NH (US)
- (72) Inventors: **Scott Patt**, Greenland, NH (US);
Jonathan Fontaine, Greenland, NH (US); **Edwin Teca**, Greenland, NH (US)
- (73) Assignee: **COLE HAAN LLC**, Greenland, NH (US)
- (**) Term: **15 Years**
- (21) Appl. No.: **29/716,492**
- (22) Filed: **Dec. 10, 2019**
- (51) **LOC (13) Cl.** **02-04**
- (52) **U.S. Cl.**
USPC **D2/907**
- (58) **Field of Classification Search**
USPC D2/896, 902, 906-908, 943-946, 969,
D2/972-974
CPC A43B 13/181; A43B 23/00; A43B 23/02;
A43B 5/00; A43B 1/04; A43B 13/141;
A43B 13/188; A43B 13/186; A43B
23/26; A43B 7/00; A43B 3/12; A43C
3/00; A43C 7/00; A43C 11/004; A43C
5/00
See application file for complete search history.

D882,909 S * 5/2020 Small D2/902
D895,234 S * 9/2020 Motoki D2/907
10,765,173 B2 * 9/2020 Wilson A43B 23/0245

OTHER PUBLICATIONS

ZeroGrand Overtake posted by ColeHaan posted date unknown, © ColeHaan, [online], [site visited Sep. 28, 2020]. Available from Internet, <https://www.colehaan.com/zero-grand-overtake-running-shoe-grey-pinstripe-black-rose-gold/W19463.html> (Year: 2020).
Overtake Runner Road posted by ColeHaan posted date Nov. 1, 2019, © Amazon, [online], [site visited Sep. 28, 2020]. Available from Internet, https://www.amazon.com/Cole-Haan-ZeroGrand-Overtake-Pinstripe/dp/B07ZVKFTLZ/ref=sr_1_5?dchild=1&keywords=overtake%2Bcole%2Bhaan&qid=1601298936&sr=8-5&th=1 (Year: 2019).*

* cited by examiner

Primary Examiner — Cynthia Ramirez

Assistant Examiner — Laura H Yu

(74) *Attorney, Agent, or Firm* — Thompson Coburn LLP

(57) **CLAIM**

The ornamental design for a shoe, as shown and described.

DESCRIPTION

FIG. 1 is a first perspective view of a shoe showing our new design;
FIG. 2 is a second perspective view thereof;
FIG. 3 is a third perspective view thereof;
FIG. 4 is a fourth perspective view thereof;
FIG. 5 is a fifth perspective view thereof;
FIG. 6 is a front view thereof;
FIG. 7 is a rear view thereof;
FIG. 8 is a left side view thereof;
FIG. 9 is a right side view thereof;
FIG. 10 is a top view thereof; and,
FIG. 11 is a bottom view thereof.

1 Claim, 11 Drawing Sheets

(56) **References Cited**
U.S. PATENT DOCUMENTS

D281,285 S	*	11/1985	Campbell	D2/907
D283,364 S	*	4/1986	Gamm	D2/907
D477,456 S	*	7/2003	Burg	D2/969
D508,306 S	*	8/2005	Amado	D2/946
D713,630 S	*	9/2014	Lonigan	D2/969
D727,606 S		4/2015	Mochen		
D801,664 S	*	11/2017	Small	D2/969
D805,759 S	*	12/2017	Robusti	D2/973
D870,442 S	*	12/2019	Robusti	D2/969
D880,832 S	*	4/2020	Seamarks	D2/972






FIG. 1



FIG. 2



FIG. 3



FIG. 4



FIG. 5



FIG. 6



FIG. 7




FIG. 8




FIG. 9




FIG. 10



FIG. 11