



US00D909015S

(12) **United States Design Patent** (10) **Patent No.:** **US D909,015 S**  
**Lee** (45) **Date of Patent:** **\*\* Feb. 2, 2021**

(54) **CAP**  
(71) Applicant: **Heidi Lee**, Brooklyn, NY (US)  
(72) Inventor: **Heidi Lee**, Brooklyn, NY (US)  
(\*\*) Term: **15 Years**  
(21) Appl. No.: **29/696,657**  
(22) Filed: **Jun. 28, 2019**  
(51) **LOC (13) Cl.** ..... **02-03**  
(52) **U.S. Cl.**  
USPC ..... **D2/882**  
(58) **Field of Classification Search**  
USPC ..... D2/865, 866, 869, 870, 872, 875, 876,  
D2/879, 882, 885, 891, 895; D29/102  
CPC .. A42B 1/00; A42B 1/004; A42B 1/02; A42B  
1/06; A42B 1/062; A42B 1/225; A42C  
5/00; A42C 5/02; A42C 5/04; A45D 8/40  
See application file for complete search history.

D841,294 S \* 2/2019 Diaz ..... D2/876  
D866,927 S \* 11/2019 Niazi ..... D2/887  
2013/0117906 A1\* 5/2013 Ponting ..... A42B 1/063  
2/195.6

**OTHER PUBLICATIONS**

FaceBook image, [online]; [photo published to the Internet on Sep. 3, 2018]; [retrieved from the Internet on Jun. 11, 2020] URL: <https://www.facebook.com/HEIDI337/photos/a.1465906093432213/1975396685816482/?type=3>. (1 page). (Year: 2019).\*  
Ballcap Buddy—The Hat Pros <https://www.thehatpros.com/ballcap-buddy/>.

\* cited by examiner

*Primary Examiner* — Jasmine Mlinarcik  
(74) *Attorney, Agent, or Firm* — Orrick, Herrington & Sutcliffe LLP

(56) **References Cited**

**U.S. PATENT DOCUMENTS**

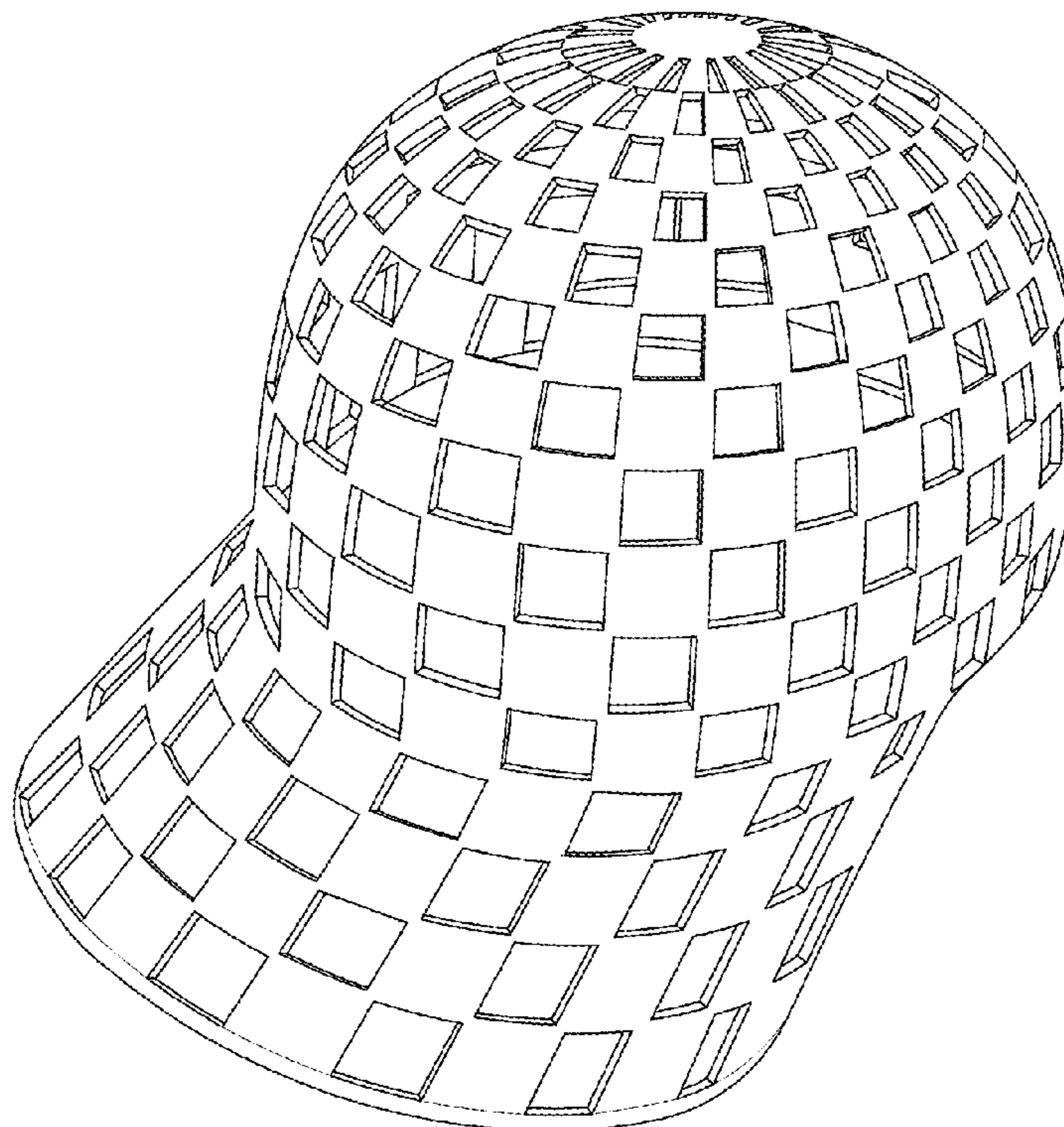
1,581,750 A \* 4/1926 Mantilla ..... A42B 1/06  
2/181  
D280,566 S \* 9/1985 Schwartzburg ..... D2/876  
D372,572 S \* 8/1996 Conran ..... D2/865  
D592,835 S \* 5/2009 Wilson ..... D2/893  
7,975,317 B2\* 7/2011 Rampell ..... A42B 1/08  
2/195.1  
D657,536 S \* 4/2012 Randolph ..... D2/887  
D696,842 S \* 1/2014 Randolph ..... D2/882  
D750,354 S \* 3/2016 O'Mara ..... D2/882  
D753,374 S \* 4/2016 Kraft ..... D2/882

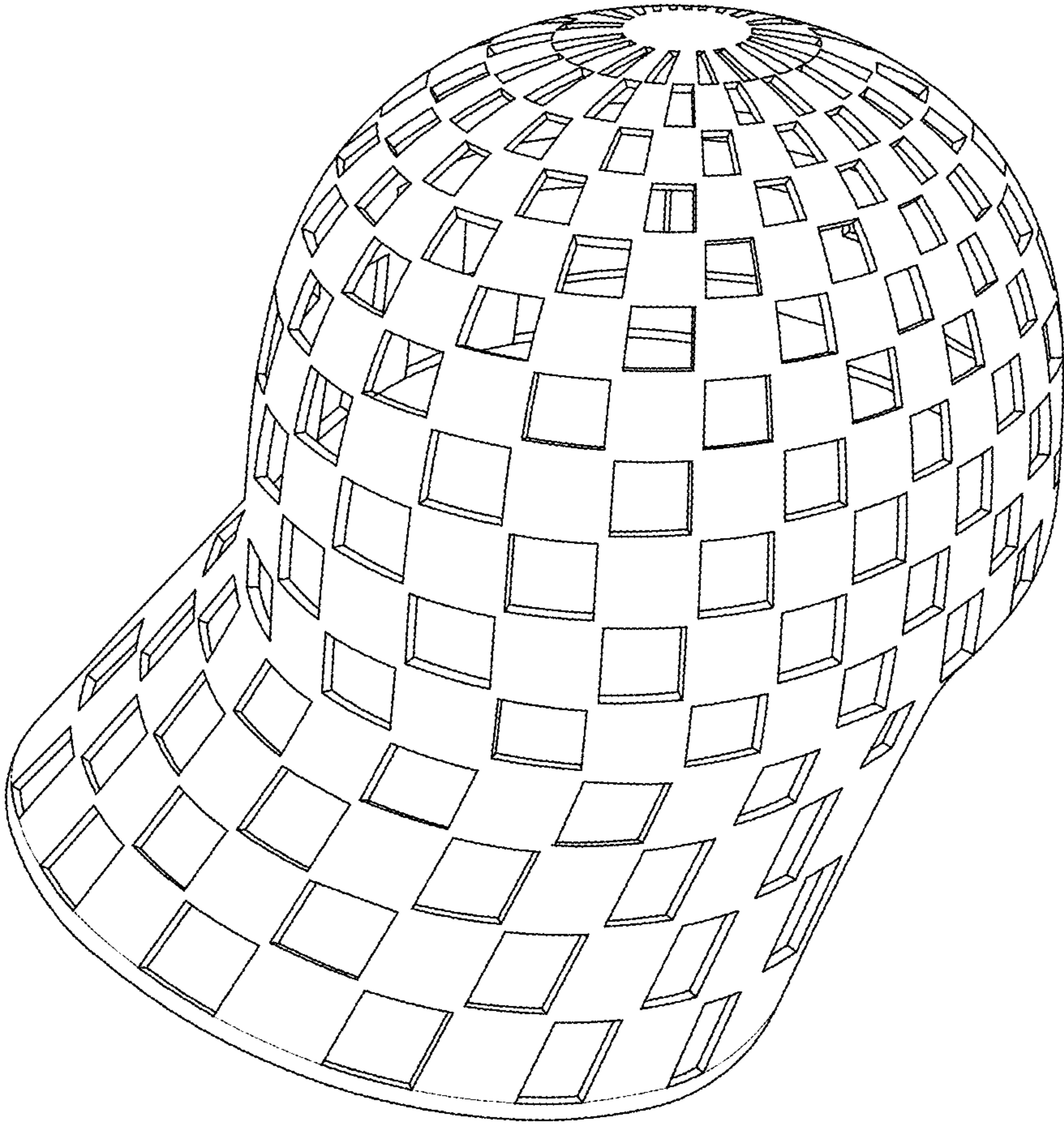
**DESCRIPTION**

(57) **CLAIM**  
The ornamental design for a cap, as shown and described.


FIG. 1 is a perspective view of a cap;  
FIG. 2 is a top view thereof;  
FIG. 3 is a bottom view thereof;  
FIG. 4 is a right-side view thereof;  
FIG. 5 is a left-side view thereof;  
FIG. 6 is a front view thereof; and,  
FIG. 7 is a back view thereof.

**1 Claim, 5 Drawing Sheets**






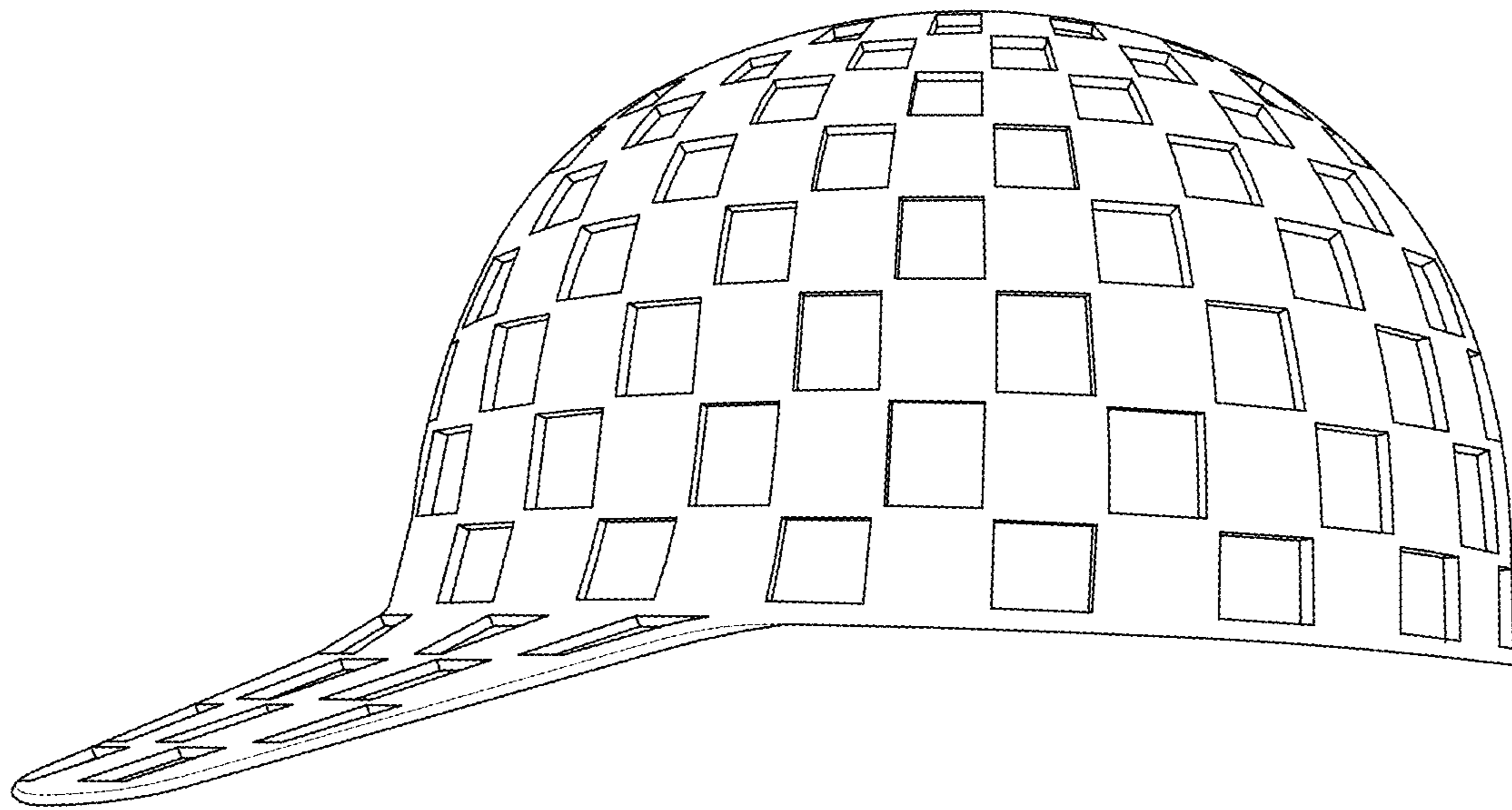
**FIG. 1**



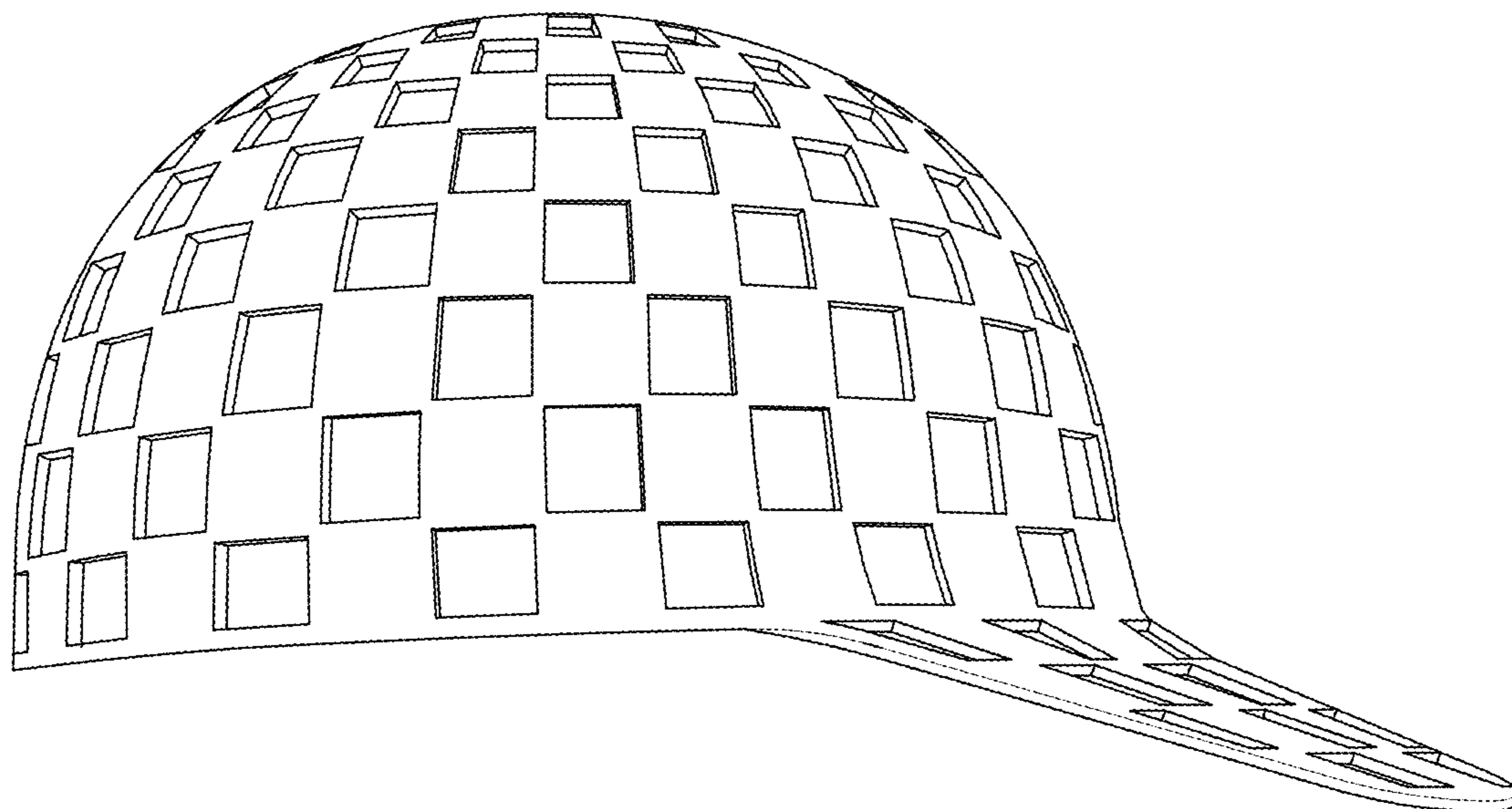
**FIG. 2**




**FIG. 3**




**FIG. 4**



**FIG. 5**



**FIG. 6**



**FIG. 7**