



US00D908997S

(12) **United States Design Patent** (10) **Patent No.:** **US D908,997 S**  
**Kauffman et al.** (45) **Date of Patent:** **\*\* Jan. 26, 2021**

(54) **CLEANING WAND HEAD**  
(71) Applicant: **FC Brands Limited**, Central Hong Kong (HK)  
(72) Inventors: **Heather Tomasetti Kauffman**, Larchmont, NY (US); **Pieter Schouten**, Berkeley, CA (US); **Tai Chitayat**, New York, NY (US); **David Dennys Chitayat**, Shanghai (CN)  
(73) Assignee: **FC Brands Limited**, Central Hong Kong (HK)  
(\*\*) Term: **15 Years**  
(21) Appl. No.: **29/682,082**  
(22) Filed: **Mar. 1, 2019**  
(51) **LOC (13) Cl.** ..... **07-05**  
(52) **U.S. Cl.**  
USPC ..... **D32/40**  
(58) **Field of Classification Search**  
USPC ..... D32/40-43, 45-46, 50-52, 68; D4/128  
CPC ... A47L 11/40; A47L 1/08; A47L 1/00; A47L 13/12; A47L 13/10; A47L 13/20; B44D 3/16; E04F 21/00; E04F 21/24; E04D 13/076; E04D 13/04  
See application file for complete search history.

D315,989 S \* 4/1991 Levien ..... D32/40  
D335,223 S \* 5/1993 Shumway ..... D28/63  
D336,160 S \* 6/1993 Shumway ..... D28/63  
D353,940 S \* 1/1995 Joyner ..... D28/63  
D524,549 S \* 7/2006 Ajluni ..... D4/128  
D537,590 S \* 2/2007 Hay ..... D32/51  
D539,040 S \* 3/2007 Hay ..... D4/128  
D574,117 S \* 7/2008 McGregor ..... D11/146  
(Continued)

**FOREIGN PATENT DOCUMENTS**

CN 305370330 \* 10/2019

**OTHER PUBLICATIONS**

Full Circle—Suds Up Soap Dispensing Dish Brush, website reviews 2019, [https://www.grove.co/catalog/product/suds-soap-dispensing-dish-brush?offer=g-pla-st&ut . . .](https://www.grove.co/catalog/product/suds-soap-dispensing-dish-brush?offer=g-pla-st&ut...) site visited Feb. 15, 2020.\*

*Primary Examiner* — John R Yeh  
(74) *Attorney, Agent, or Firm* — Pierce Atwood LLP

(57) **CLAIM**

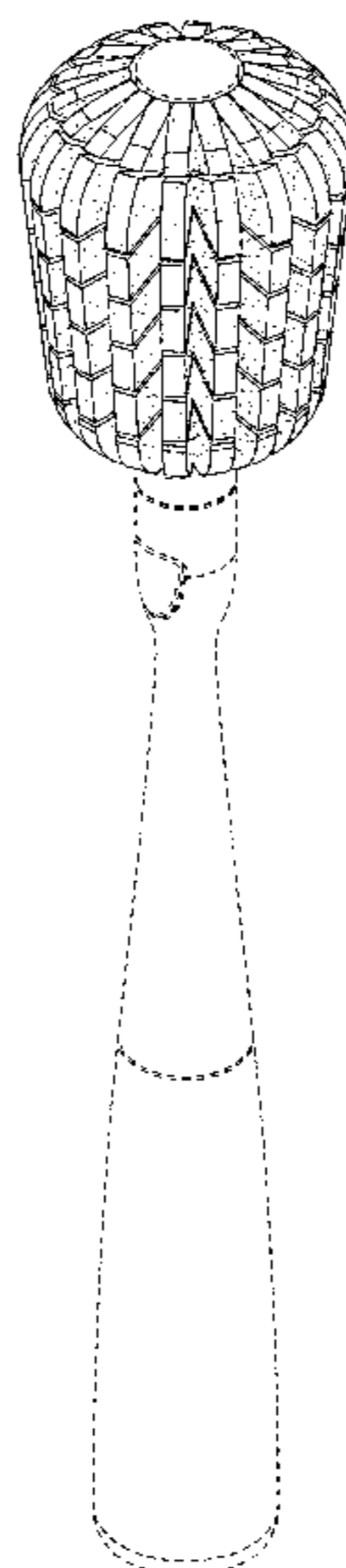
The ornamental design for a cleaning wand head, as shown and described.

**DESCRIPTION**

FIG. 1 is a front perspective view of a cleaning wand head showing our new design;  
FIG. 2 is a front elevation view thereof;  
FIG. 3 is a rear elevation view thereof;  
FIG. 4 is a right side elevation view thereof;  
FIG. 5 is a left side elevation view thereof;  
FIG. 6 is the top plan view thereof; and,  
FIG. 7 is the bottom plan view thereof.  
The broken lines showing the cleaning wand handle depict environmental subject matter that forms no part of the claimed design. All other broken lines depict portions of the cleaning wand head that form no part of the claimed design.

**1 Claim, 6 Drawing Sheets**

(56) **References Cited**  
U.S. PATENT DOCUMENTS  
2,290,216 A \* 7/1942 Steinmetz ..... A47L 17/00 15/244.1  
2,893,029 A \* 7/1959 Vosbikian ..... A47L 17/00 15/118  
3,231,921 A \* 2/1966 Cuervo ..... A47L 17/00 15/244.1  
D247,076 S \* 1/1978 MacCollum ..... 15/106  
D266,035 S \* 9/1982 Thompson ..... D4/128  
D269,917 S \* 7/1983 Spann ..... D32/51  
D281,743 S \* 12/1985 Thompson ..... D4/121



(56)

**References Cited**

U.S. PATENT DOCUMENTS

D624,755 S \* 10/2010 Luis ..... D4/111  
D714,065 S 9/2014 Chitayat et al.  
D774,014 S 12/2016 Chitayat et al.  
D798,013 S \* 9/2017 Chaffee ..... D32/52  
D811,674 S \* 2/2018 Krause ..... D32/40  
D822,927 S \* 7/2018 Krause ..... D32/43  
2019/0021574 A1\* 1/2019 Krause ..... A46B 5/0054

\* cited by examiner

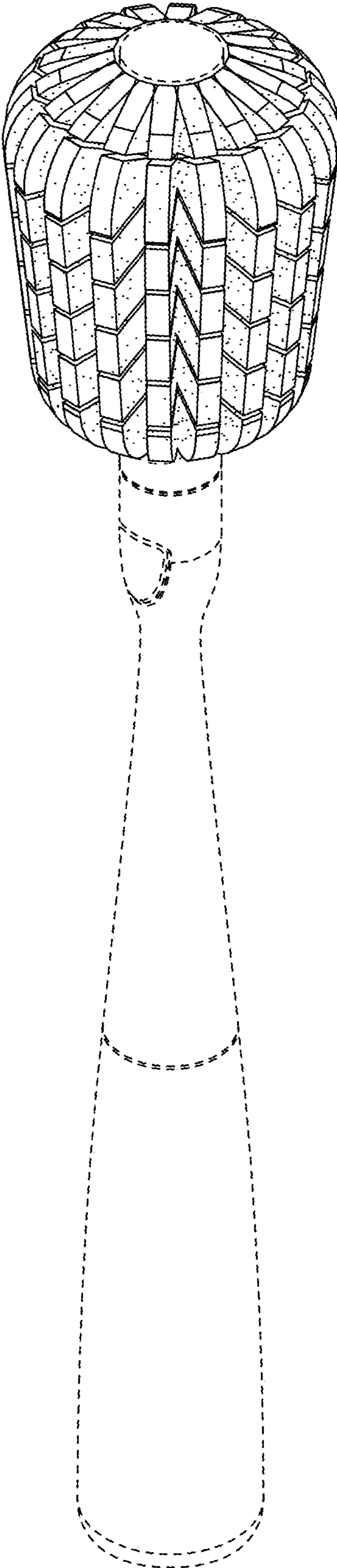


FIG. 1

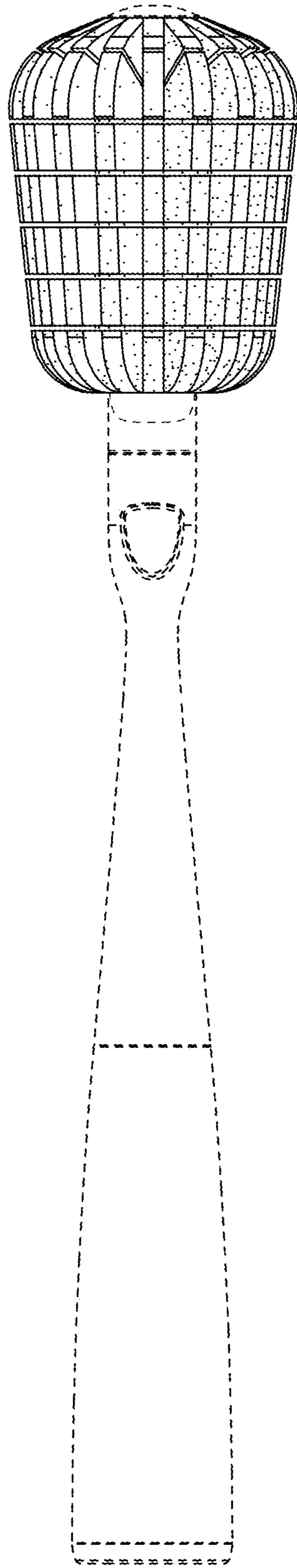


FIG. 2

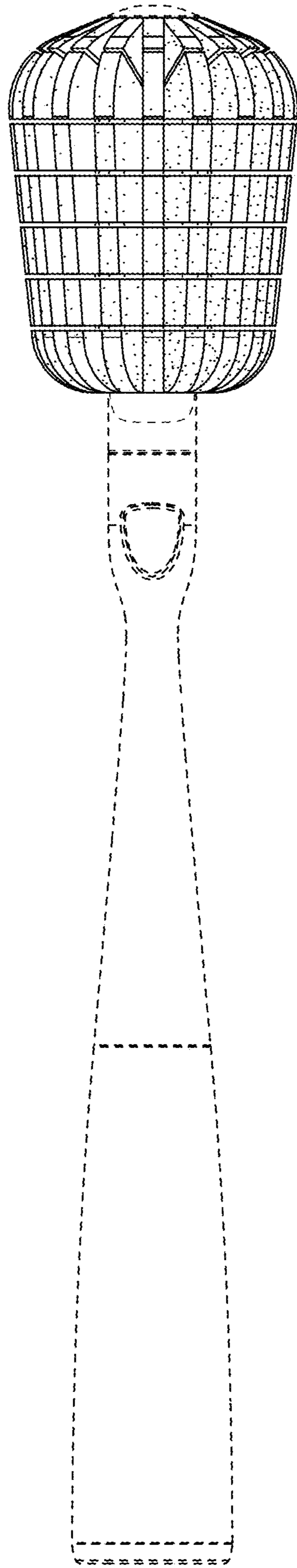


FIG. 3

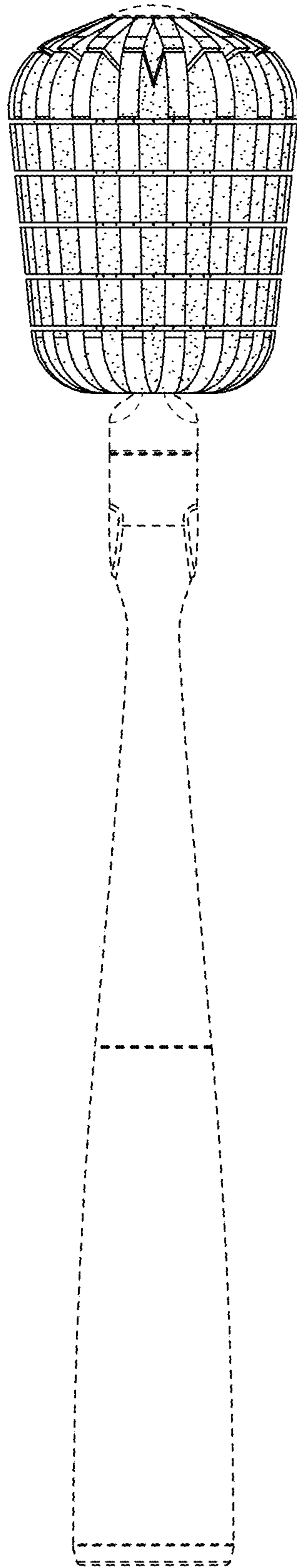


FIG. 4

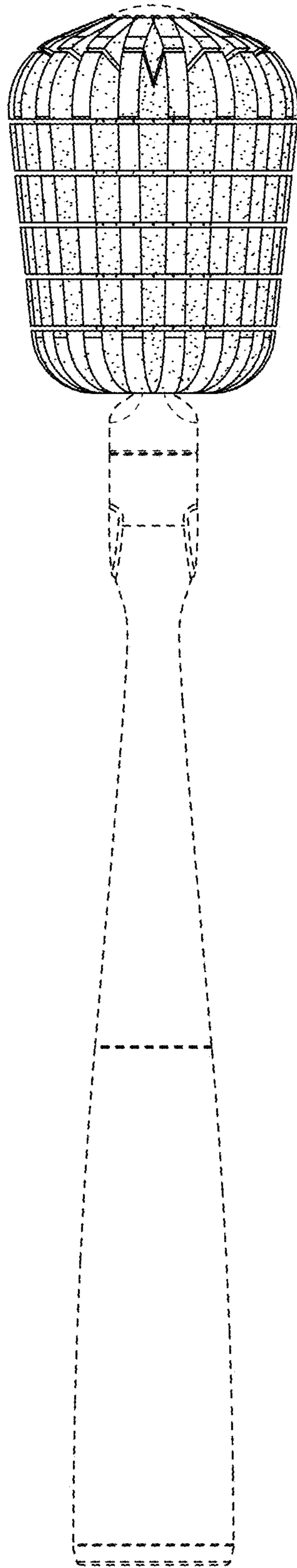


FIG. 5

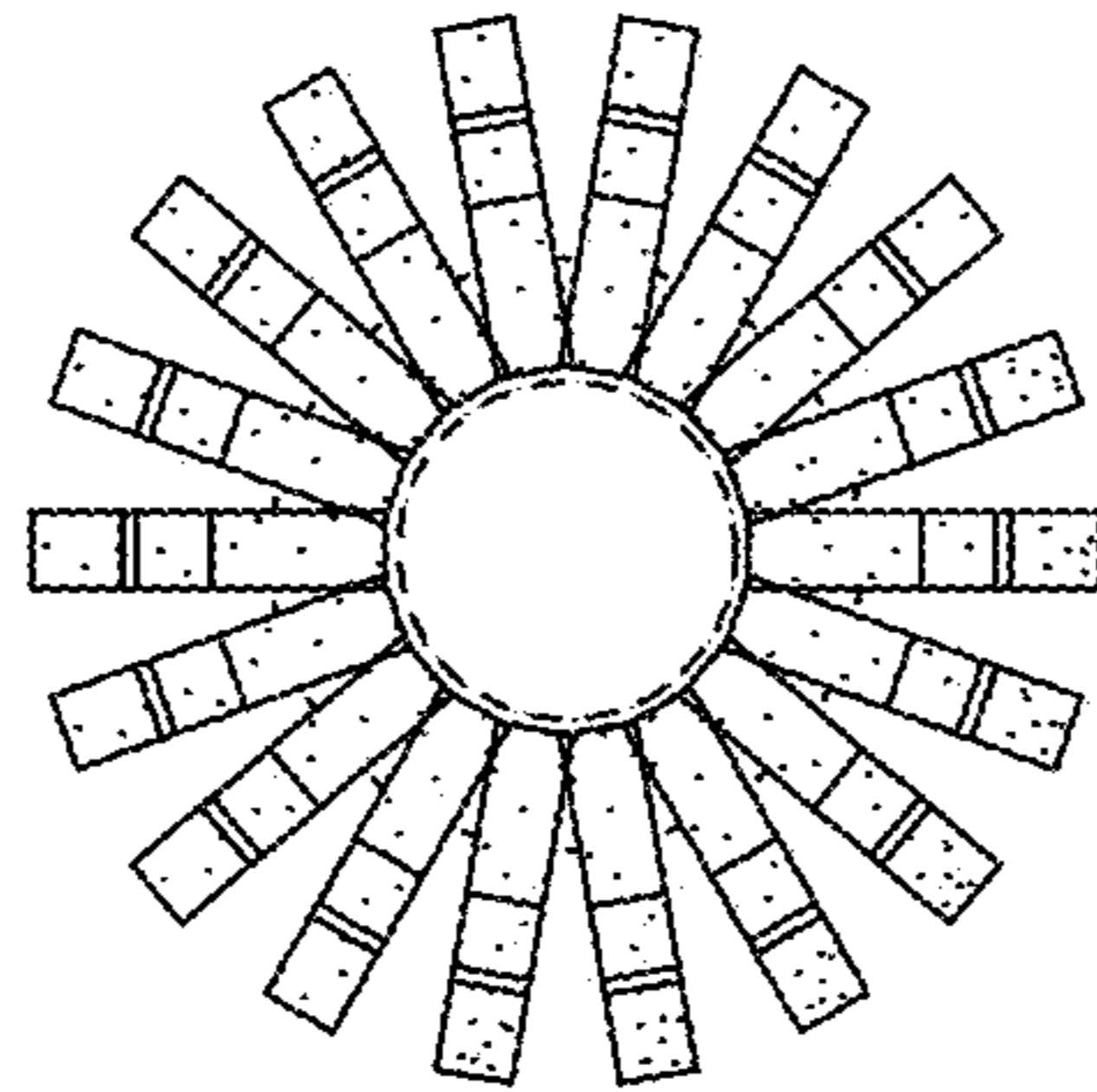


FIG. 6

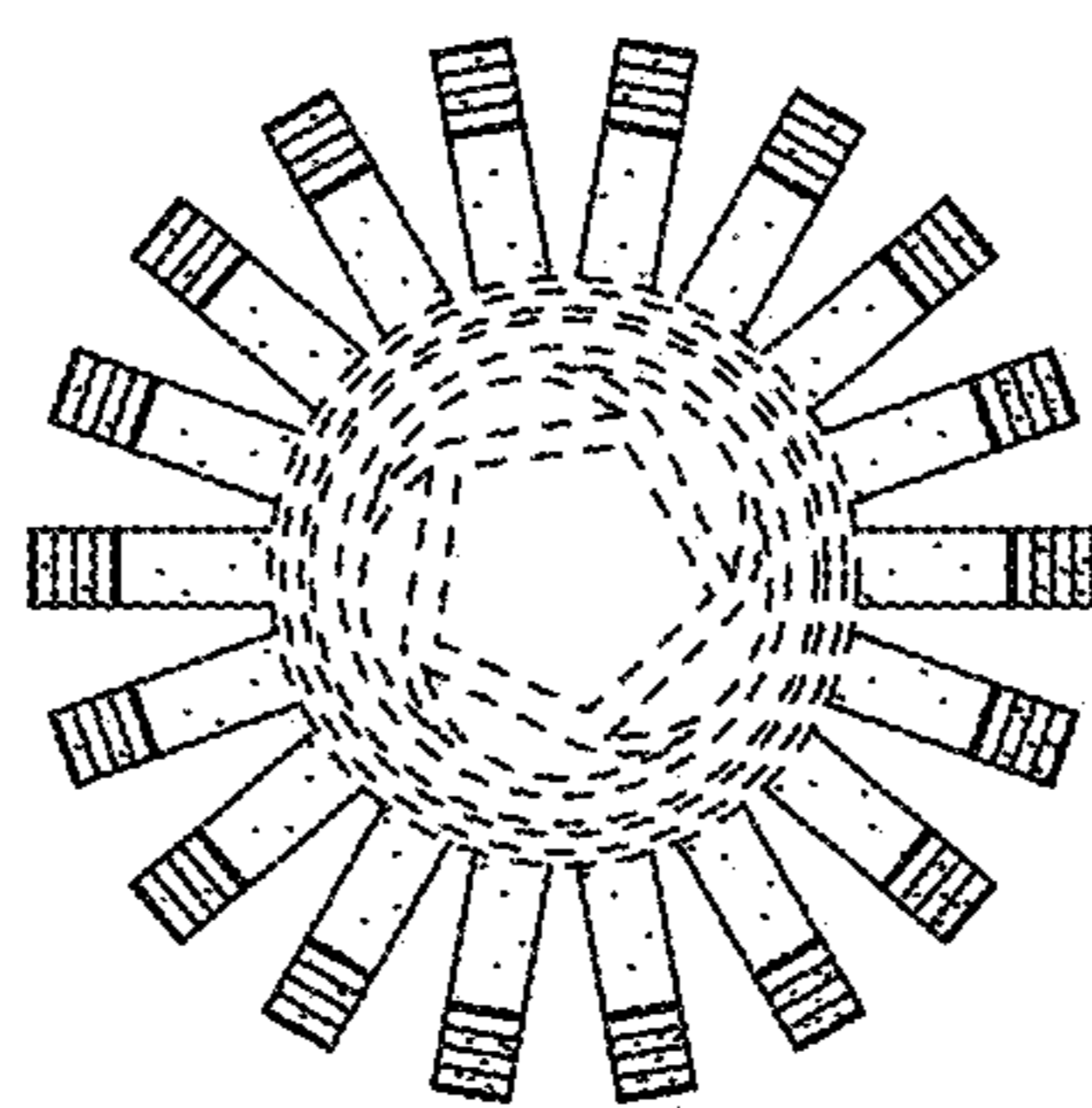


FIG. 7