



US00D908963S

(12) **United States Design Patent** (10) **Patent No.:** **US D908,963 S**  
**Lambrecht** (45) **Date of Patent:** **\*\* Jan. 26, 2021**

(54) **TRIMMER STAND**

(71) Applicant: **WAHL GMBH**, Unterkirnach (DE)

(72) Inventor: **Sven Lambrecht**, Dauchingen (DE)

(73) Assignee: **Wahl GmbH**, Unterkirnach (DE)

(\*\*) Term: **15 Years**

(21) Appl. No.: **29/663,779**

(22) Filed: **Sep. 19, 2018**

**Related U.S. Application Data**

(62) Division of application No. 35/503,698, filed on Jul. 25, 2017 (U.S. filing date under 35 U.S.C. 384), and having an international filing date of Jul. 25, 2017, now Pat. No. Des. 859,743.

(51) **LOC (13) Cl.** ..... **28-03**

(52) **U.S. Cl.**  
USPC ..... **D28/52**; D28/54; D6/526; D13/108  
CPC ..... **B26B 21/10** (2013.01)

(58) **Field of Classification Search**

USPC ..... D6/526, 527, 512, 524, 528, 534, 540;  
D13/108; D10/70; D16/242; D24/186;  
206/244, 361, 362.1, 362.2, 362.3, 208,  
206/209, 228, 252, 345-360, 493, 775;  
211/70.6, 86.01, 87.01, 89.01; 248/127,  
248/176.1, 200, 205.5, 309.1, 314;  
D3/205; D9/373, 748, 749, 448;  
30/42-46, 514; D28/52-54  
CPC . B26B 19/3806; B26B 19/3853; B26B 21/52;  
B26B 21/10; B26B 21/4006; B26B  
21/522; B26B 21/40; B26B 21/36; B26B  
19/14; B26B 19/38; B26B 19/382; B26B  
19/3813; B65D 73/0064; B65D 73/0014;  
B65D 77/26; B65D 85/1081; B65D  
5/5016; B65D 71/70; B65D 25/106;  
B65D 25/22

See application file for complete search history.

(56) **References Cited**

**U.S. PATENT DOCUMENTS**

D369,344 S *	4/1996	Lindeman .....	D13/108
D488,440 S *	4/2004	Senda .....	D13/108
D495,182 S *	8/2004	Vitantonio .....	D6/551
D535,615 S *	1/2007	Iwai .....	D13/108
D562,762 S *	2/2008	Saddlemire .....	D13/108
D580,855 S *	11/2008	Haspil .....	D13/108
D606,491 S *	12/2009	Rosen .....	D13/108
D610,984 S *	3/2010	Khan .....	D13/108
D620,882 S *	8/2010	Houghton .....	D13/108
D621,347 S *	8/2010	Aulwes .....	D13/108
D637,155 S *	5/2011	Jeon .....	D13/108
D640,194 S *	6/2011	Kim .....	D13/108
D642,519 S *	8/2011	Woo .....	D13/108
D645,403 S *	9/2011	Seo .....	D13/108
D649,932 S *	12/2011	Symons .....	D13/108
D657,741 S *	4/2012	Fahrendorff .....	D13/108
D673,498 S *	1/2013	Colle .....	D13/108

(Continued)

*Primary Examiner* — Richard E Chilcot

(74) *Attorney, Agent, or Firm* — Muirhead and Saturnelli, LLC

(57) **CLAIM**

The ornamental design for a trimmer stand, as shown and described.

**DESCRIPTION**

FIG. 1 is a perspective view of a new design for a trimmer stand.

FIG. 2 is a back view of a new design for a trimmer stand.

FIG. 3 is a left view of a new design for a trimmer stand.

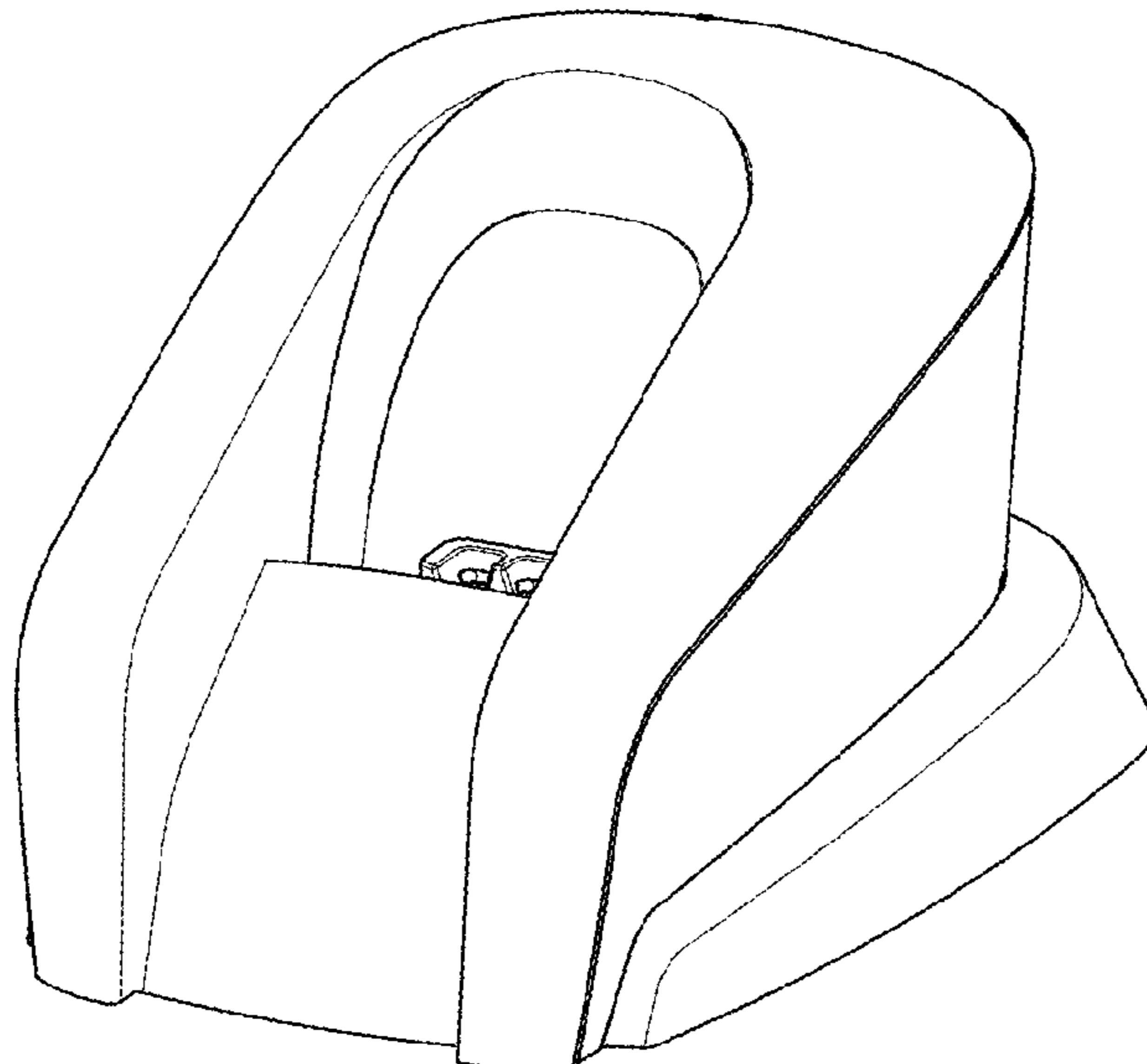
FIG. 4 is a top view of a new design for a trimmer stand.

FIG. 5 is a right view of a new design for a trimmer stand.

FIG. 6 is a bottom view of a new design for a trimmer stand; and,

FIG. 7 is a front view of a new design for a trimmer stand.

**1 Claim, 7 Drawing Sheets**



(56)

**References Cited**

U.S. PATENT DOCUMENTS

D687,245 S *	8/2013	Salagnac .....	D6/526
D698,185 S *	1/2014	Cosper .....	D6/526
D706,549 S *	6/2014	Cho .....	D6/524
D839,628 S *	2/2019	Gilor .....	D6/526
D848,073 S *	5/2019	Mintz .....	D28/53
D865,292 S *	10/2019	Peterson, Jr. ....	D28/53
D878,085 S *	3/2020	Werner .....	D6/526

\* cited by examiner

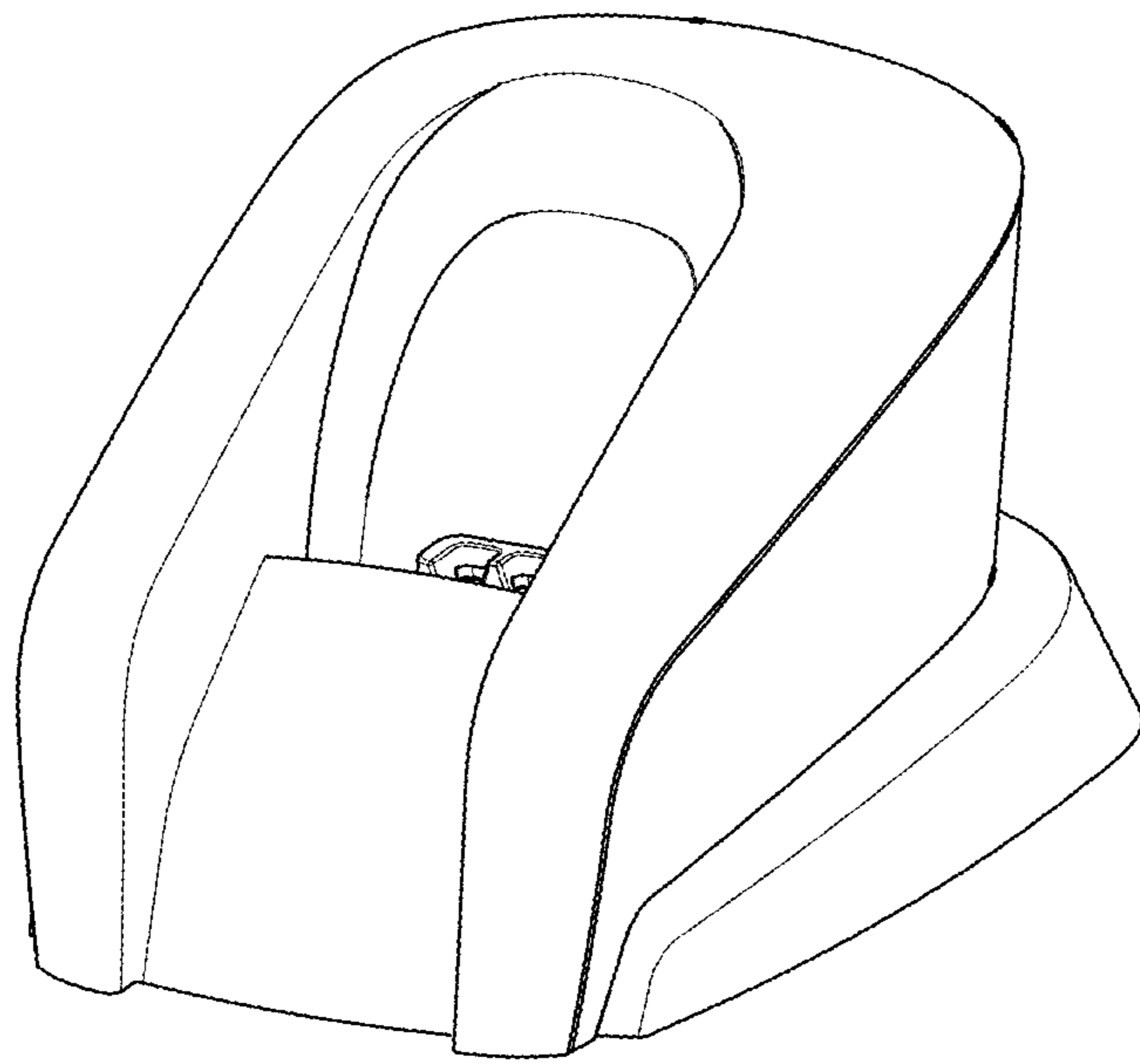


FIG. 1

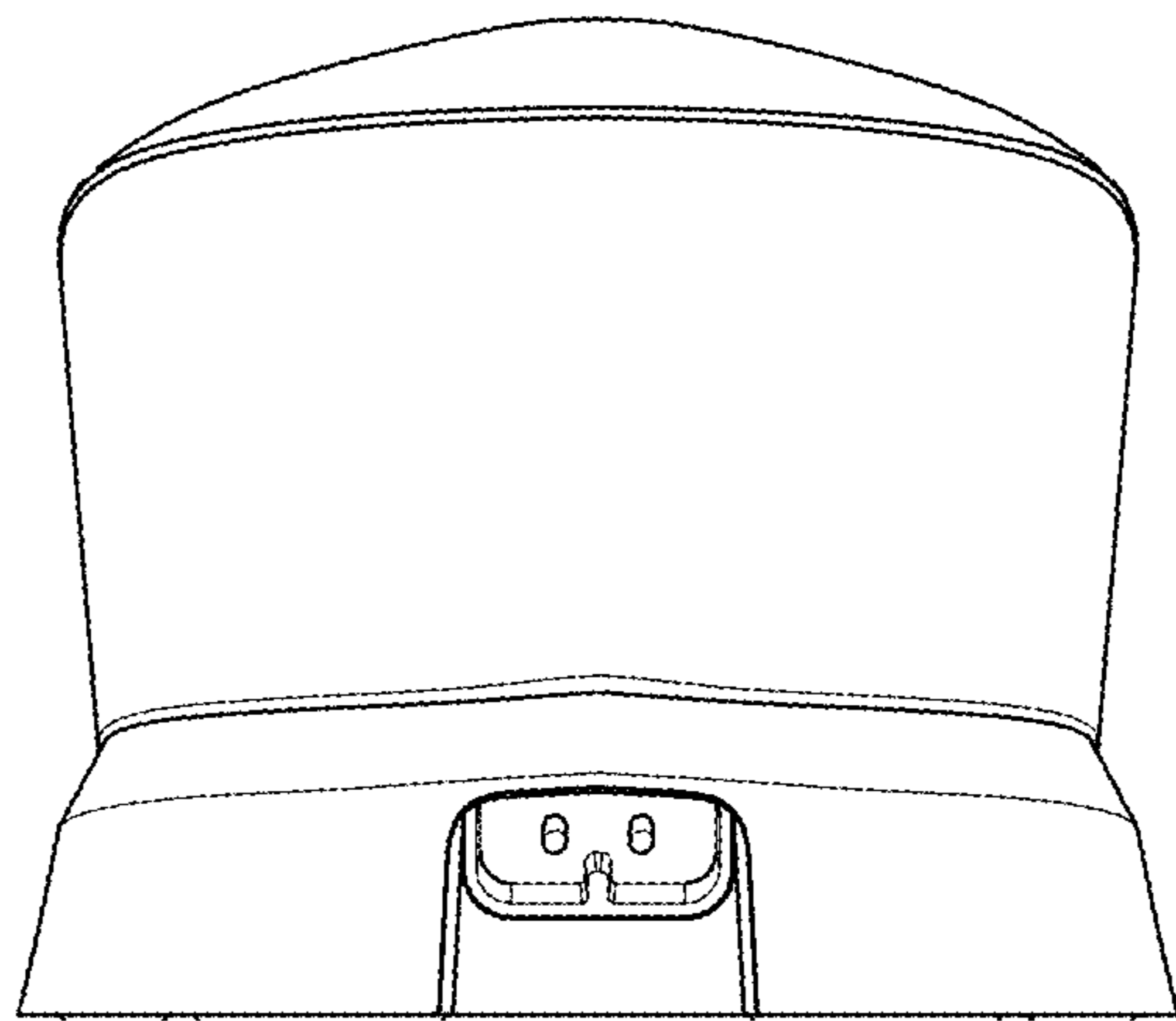


FIG. 2

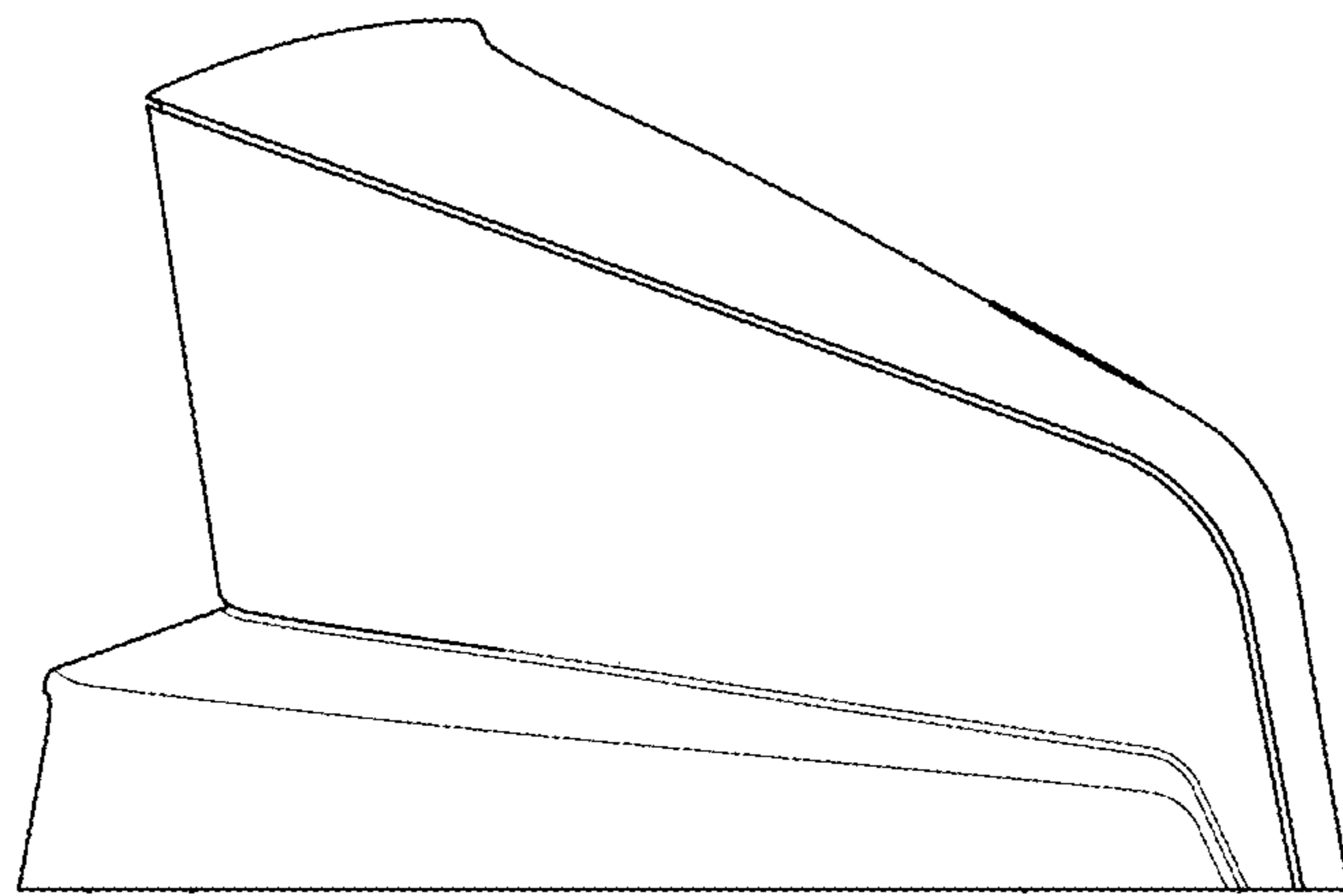


FIG. 3

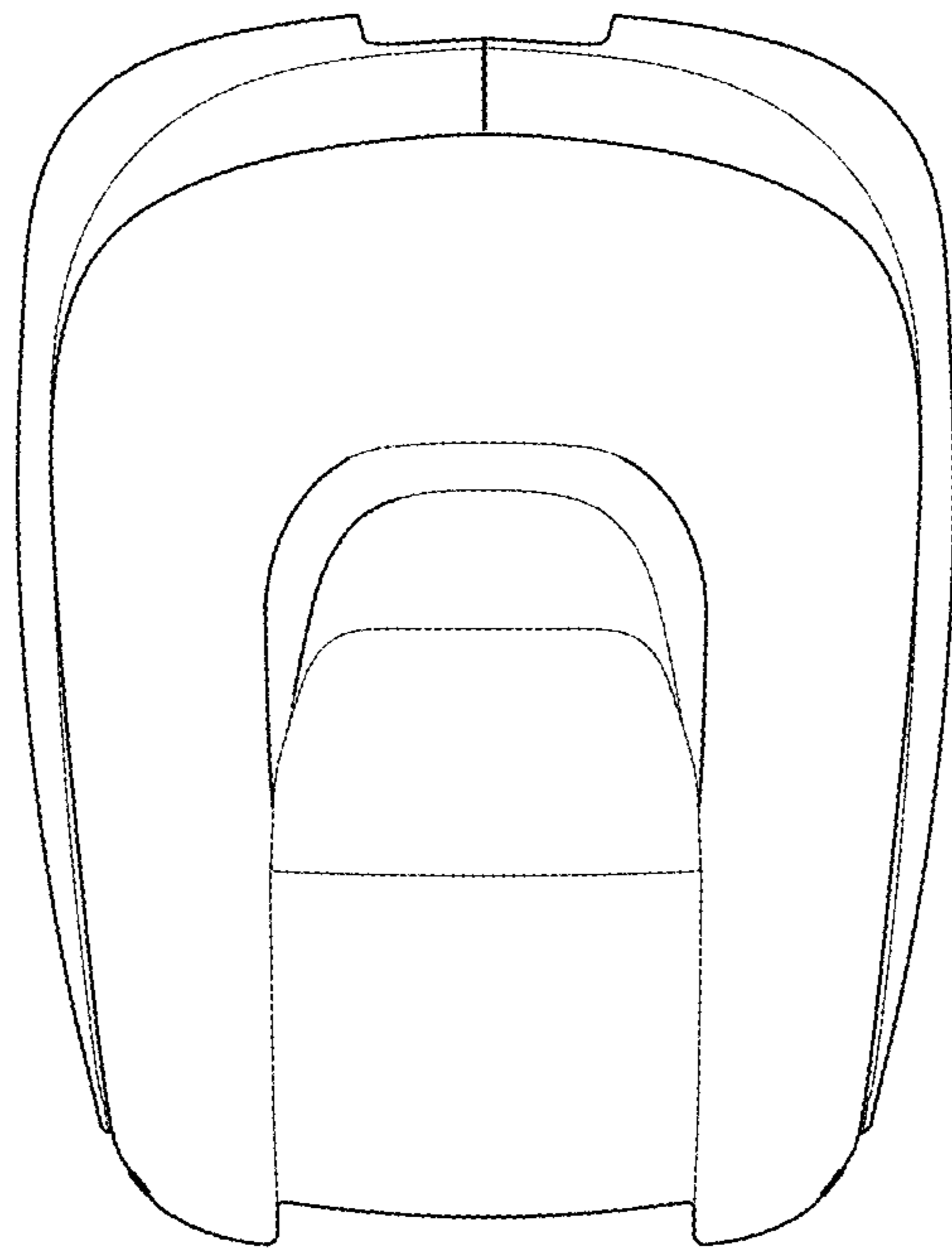


FIG. 4

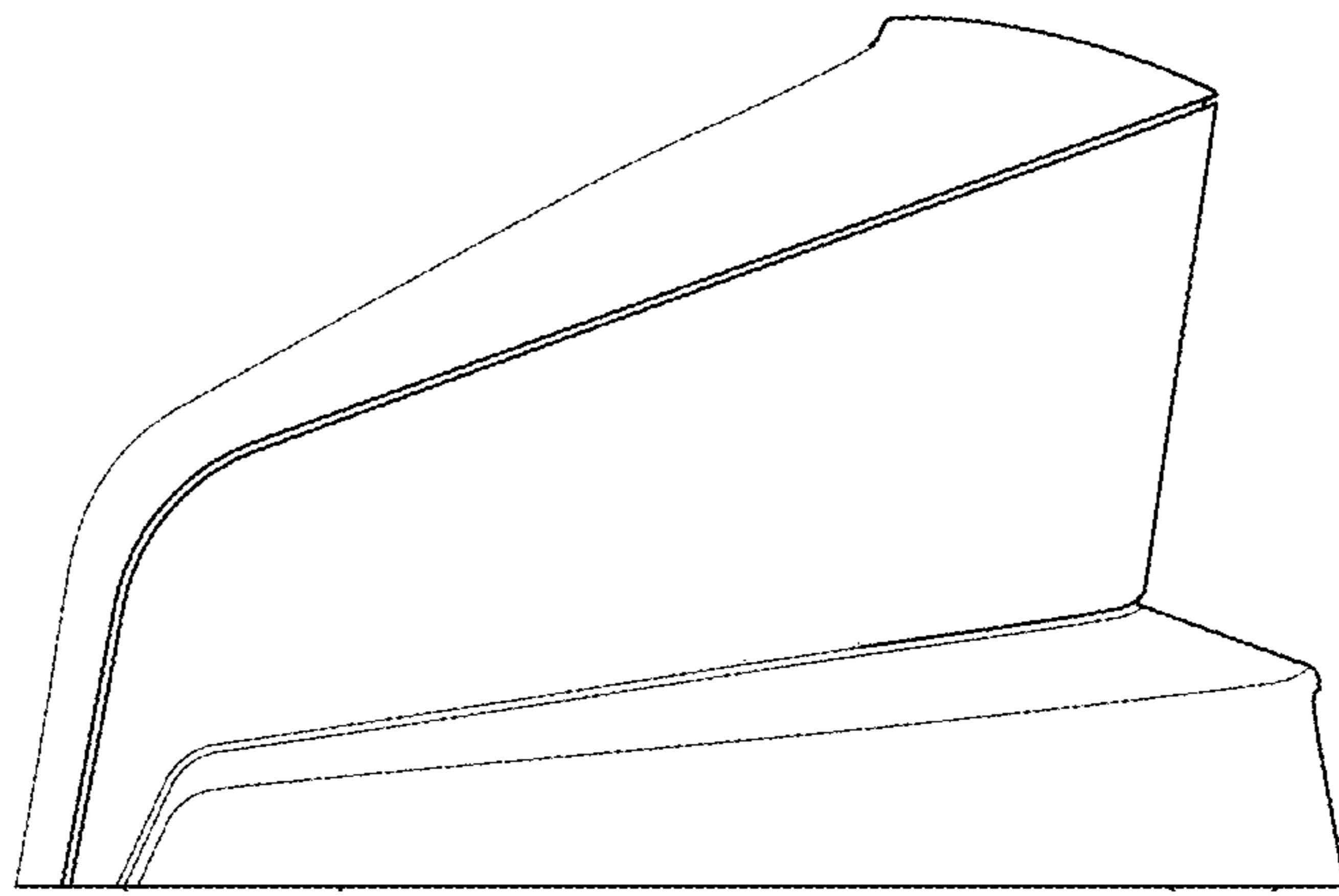


FIG. 5

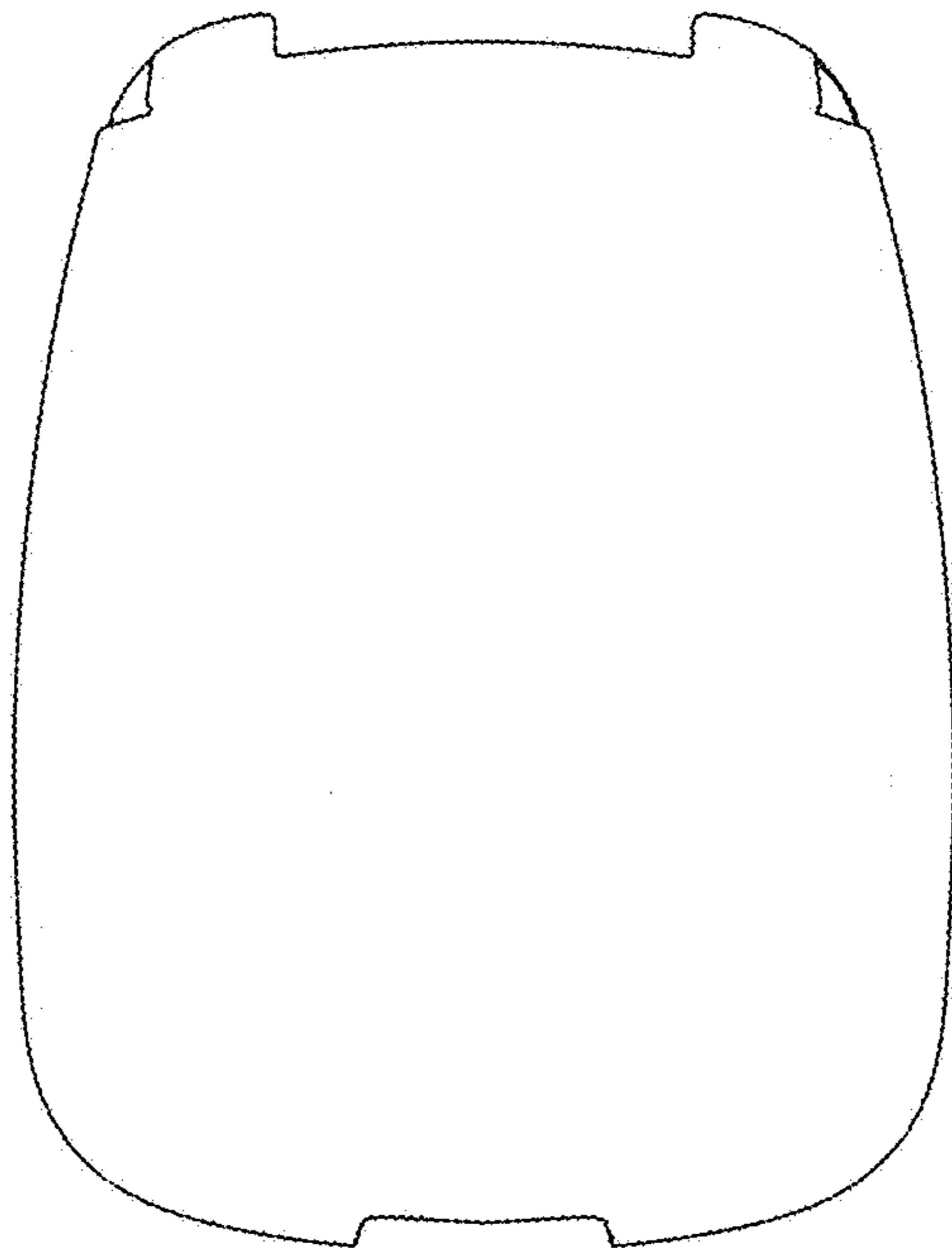


FIG. 6



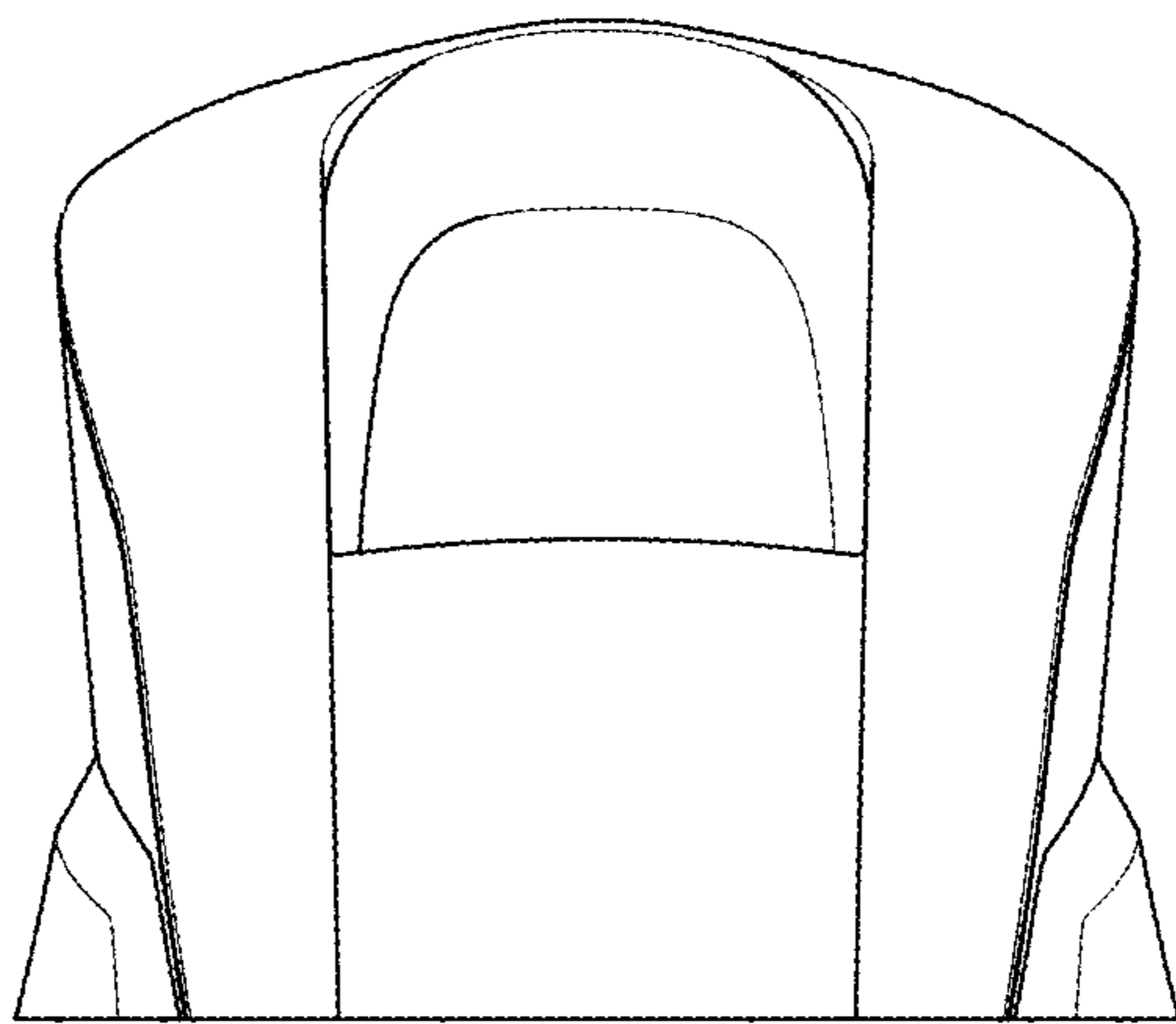


FIG. 7