



US00D908949S

(12) **United States Design Patent** (10) **Patent No.:** **US D908,949 S**
Decker (45) **Date of Patent:** **** Jan. 26, 2021**

(54) **WICK FOR CANDLE OR OTHER LIGHTING DEVICE**

(71) Applicant: **LUMETIQUE, INC.**, Laguna Beach, CA (US)

(72) Inventor: **DayNa M. Decker**, Laguna Beach, CA (US)

(73) Assignee: **LUMETIQUE, INC.**, Laguna Beach, CA (US)

(**) Term: **15 Years**

(21) Appl. No.: **29/644,192**

(22) Filed: **Apr. 16, 2018**

(51) **LOC (13) Cl.** **26-99**

(52) **U.S. Cl.**
USPC **D26/116**

(58) **Field of Classification Search**
USPC D26/1-6, 113-116, 118
CPC A01G 13/06; C11C 5/006; F21L 17/00;
F23D 3/16; F23D 3/18
See application file for complete search history.

(56) **References Cited**

U.S. PATENT DOCUMENTS

- 1,435,311 A * 11/1922 Knight B29D 23/001
138/110
- RE30,228 E * 3/1980 Silver H01B 9/022
156/54
- 6,056,344 A * 5/2000 Forsyth A45F 5/1046
294/171
- 6,604,940 B2 * 8/2003 Pappas F23D 3/24
431/291

(Continued)

Primary Examiner — Zenia I Bennett

(74) *Attorney, Agent, or Firm* — Element IP, PLC

(57) **CLAIM**

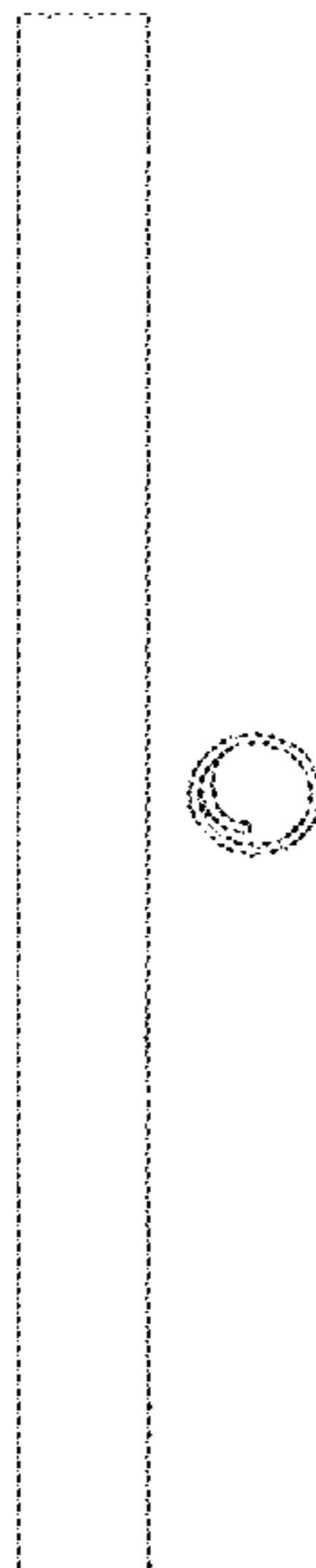
The ornamental design for a wick for candle or other lighting device, as shown and described.

DESCRIPTION

FIG. 1 is a front elevational view of an embodiment of a wick for candle or other lighting device;
 FIG. 2 is a top plan view thereof;
 FIG. 3 is a perspective view thereof in the environment of an unclaimed candle;
 FIG. 4 is a top plan view thereof in the environment of an unclaimed candle;
 FIG. 5 is a front elevational view of an embodiment of a wick for candle or other lighting device;
 FIG. 6 is a top plan view thereof;
 FIG. 7 is a perspective view thereof in the environment of an unclaimed candle;
 FIG. 8 is a top plan view thereof in the environment of an unclaimed candle;
 FIG. 9 is a front elevational view of an embodiment of a wick for candle or other lighting device;
 FIG. 10 is a top plan view thereof;
 FIG. 11 is a perspective view thereof in the environment of an unclaimed candle;
 FIG. 12 is a top plan view thereof in the environment of an unclaimed candle;
 FIG. 13 is a front elevational view of an embodiment of a wick for candle or other lighting device;
 FIG. 14 is a top plan view thereof;
 FIG. 15 is a perspective view thereof in the environment of an unclaimed candle; and,
 FIG. 16 is a top plan view thereof in the environment of an unclaimed candle.

The broken lines shown in the figures are for the purpose of illustrating portions of a candle that form no part of the claimed design. This application is expressly intended to encompass designs in which layers of a wick for candle or other lighting device do not exhibit wood grain, shading, and/or coloration.

1 Claim, 4 Drawing Sheets



(56)

References Cited

U.S. PATENT DOCUMENTS

6,652,269 B1 *	11/2003	Stenger	C11O 5/006 431/288
6,817,122 B1 *	11/2004	Bokis	C11O 5/008 40/124.01

* cited by examiner

FIG. 1




FIG. 2




FIG. 3

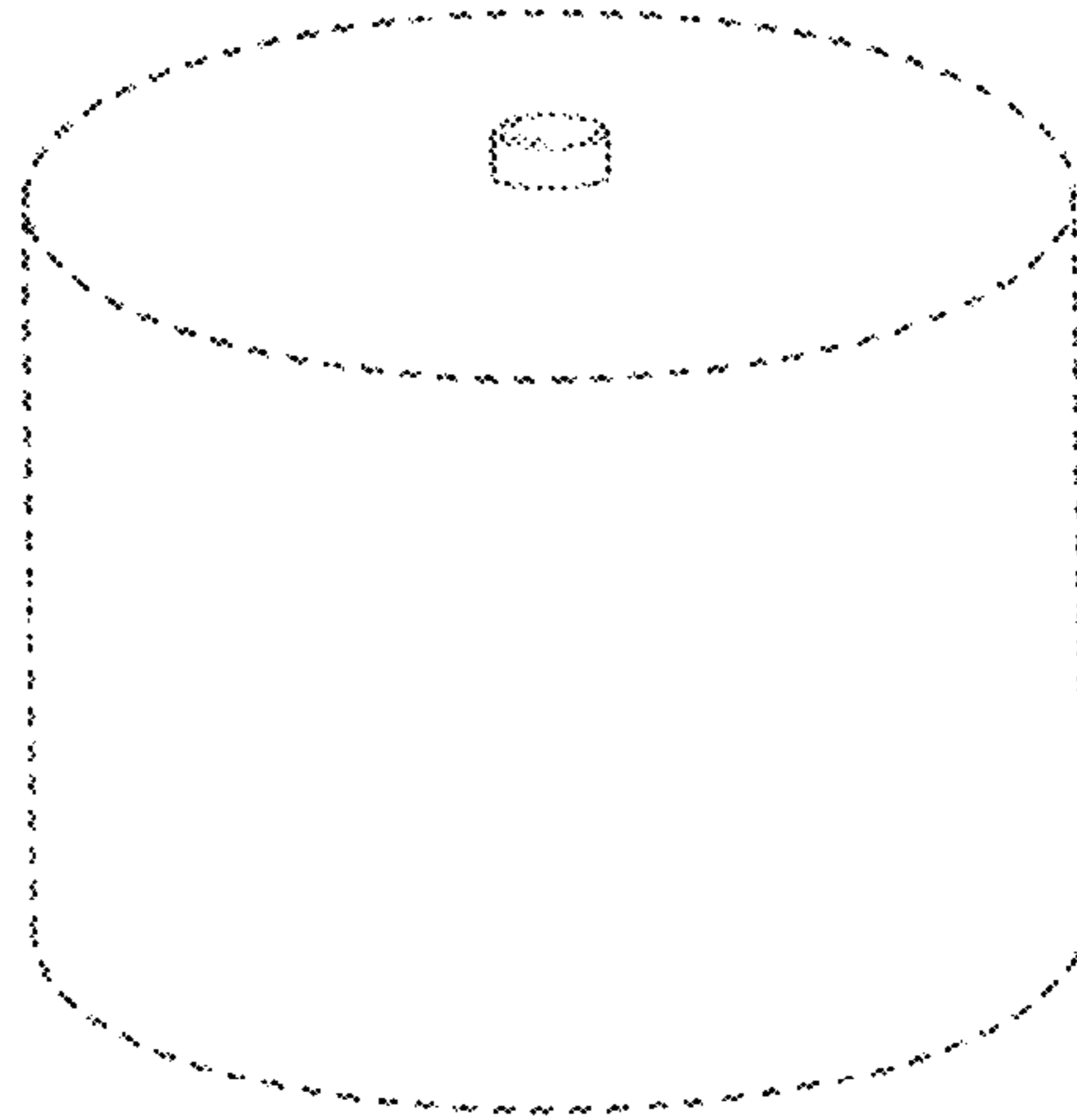


FIG. 4

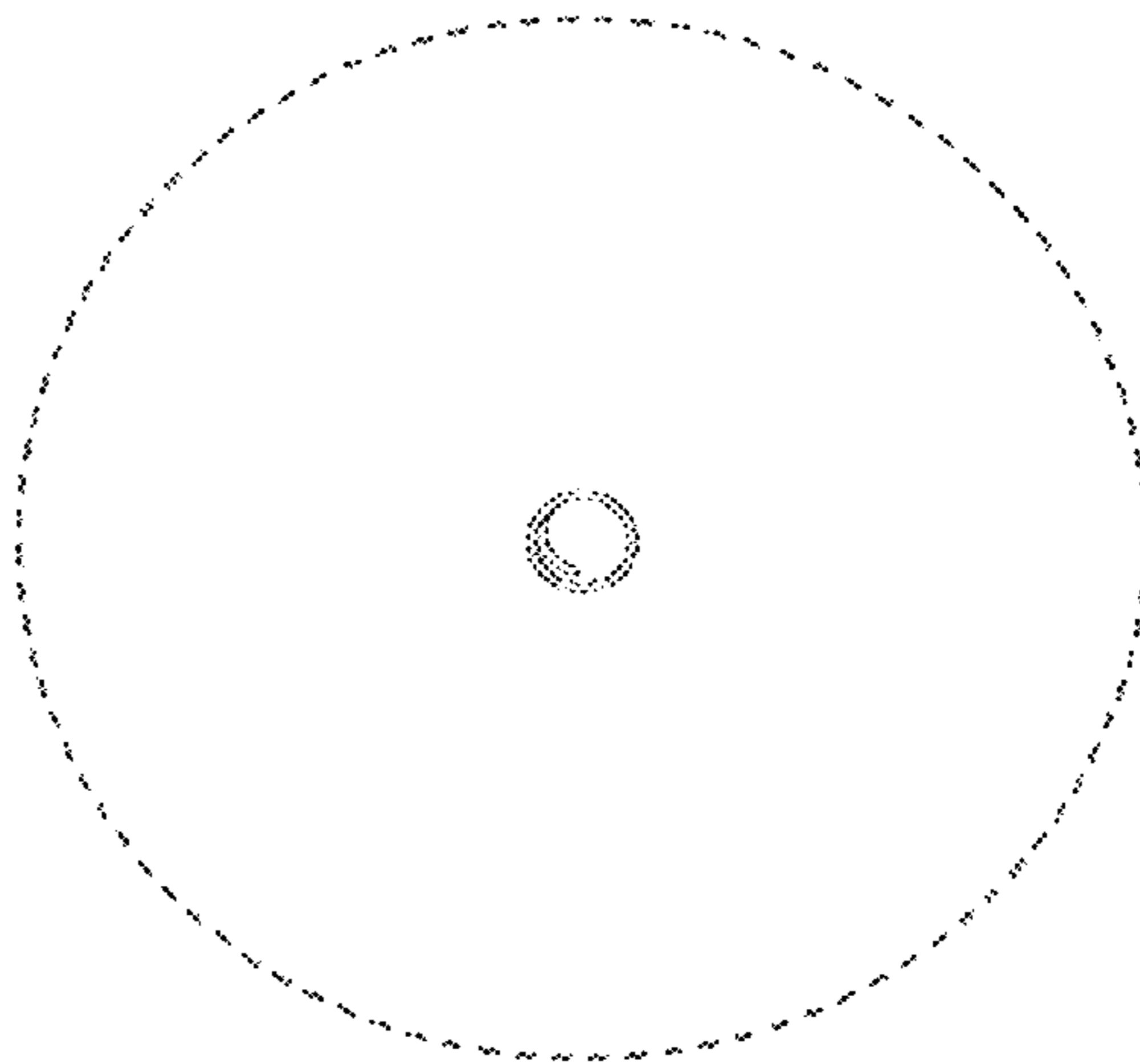


FIG. 5




FIG. 6



FIG. 7

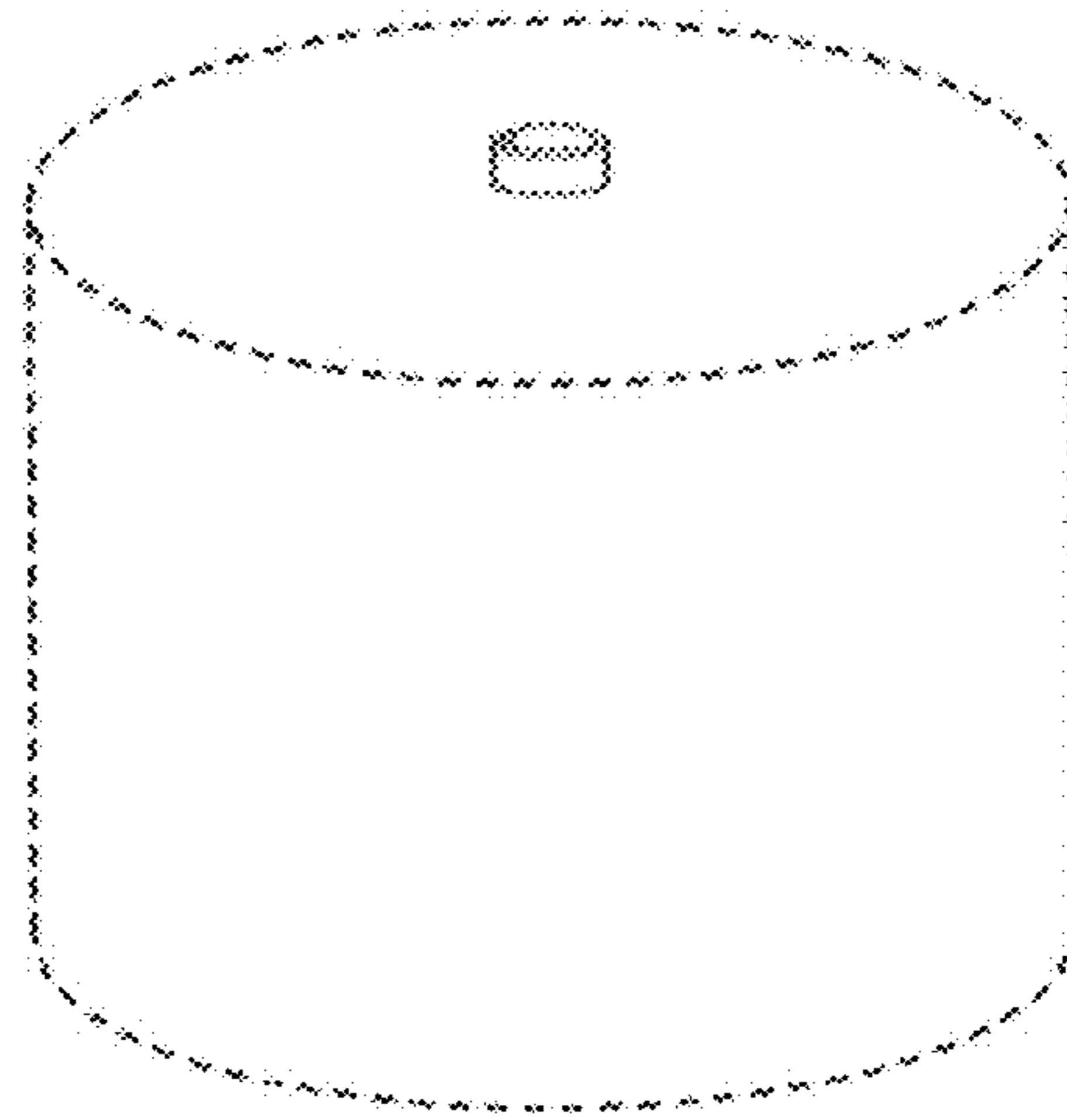


FIG. 8

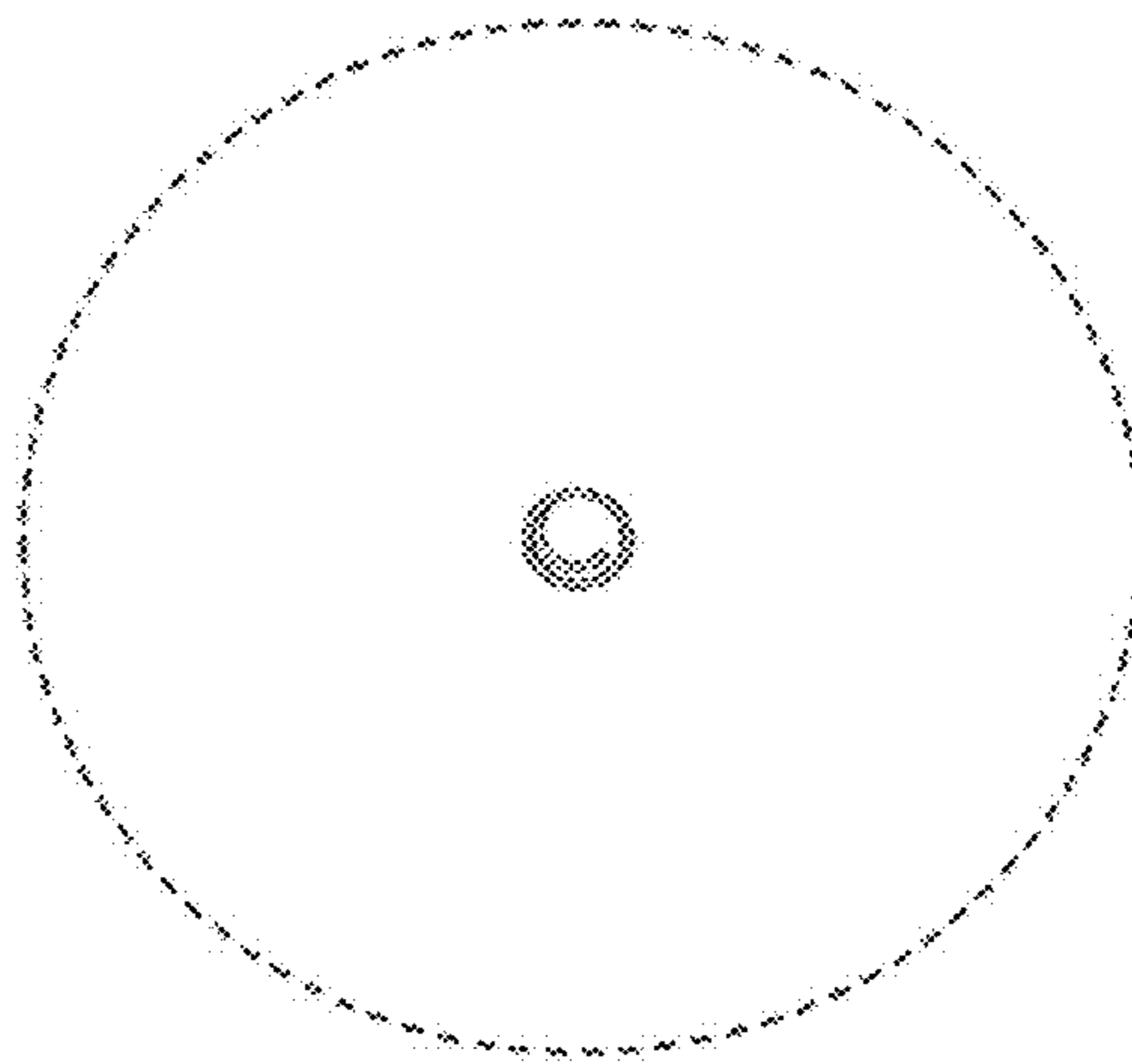


FIG. 9



FIG. 10



FIG. 11

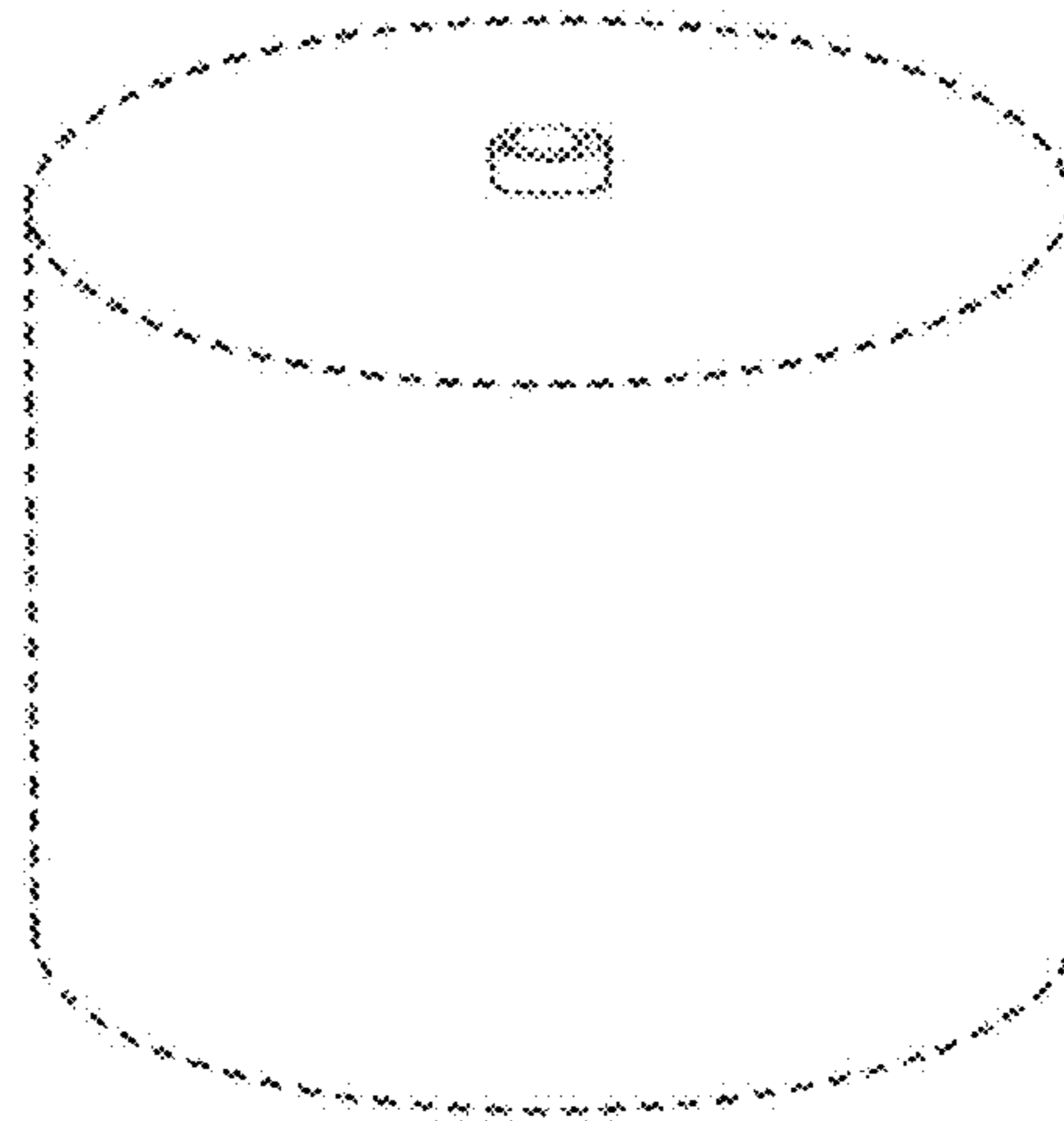


FIG. 12

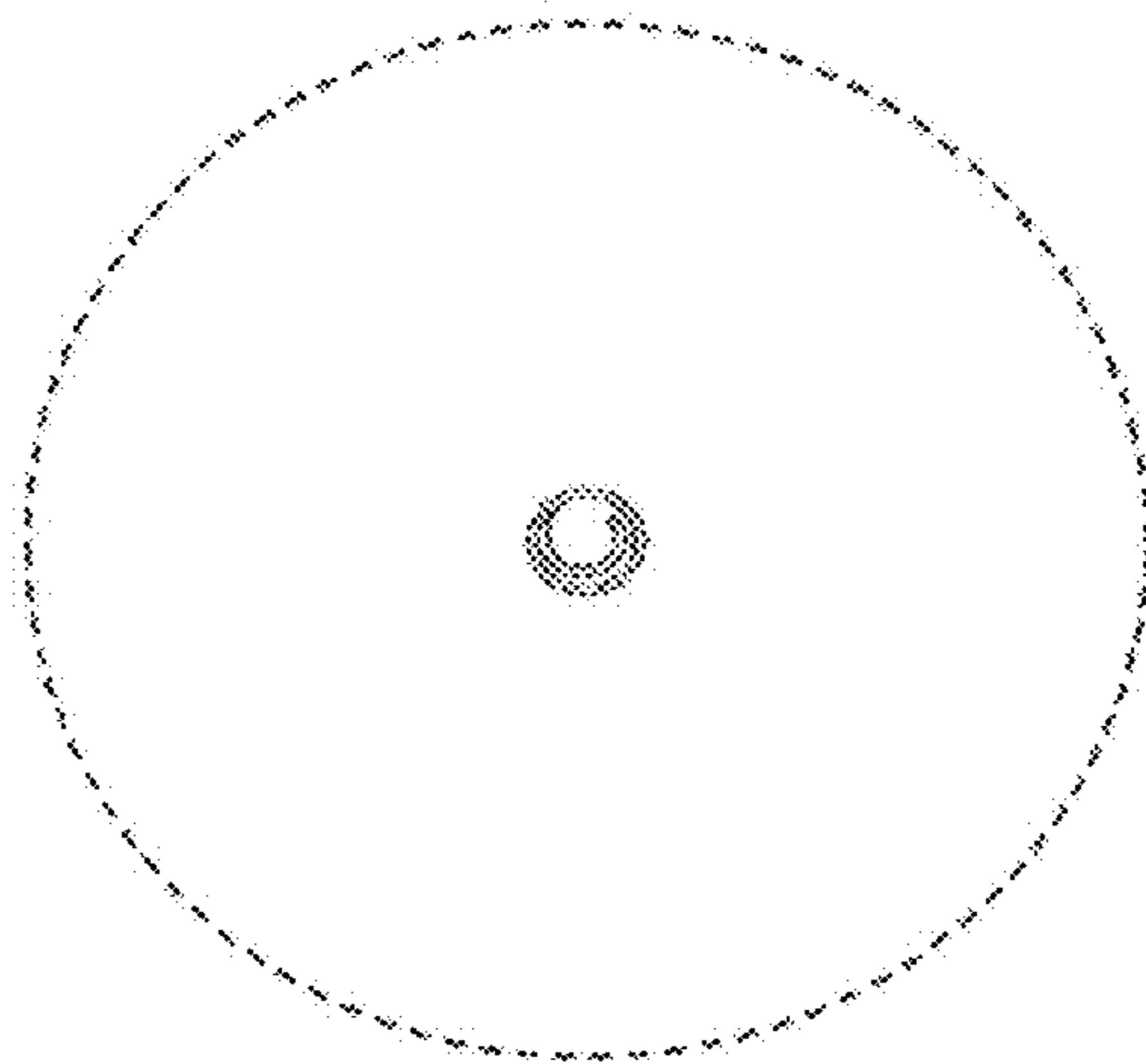


FIG. 13




FIG. 14



FIG. 15

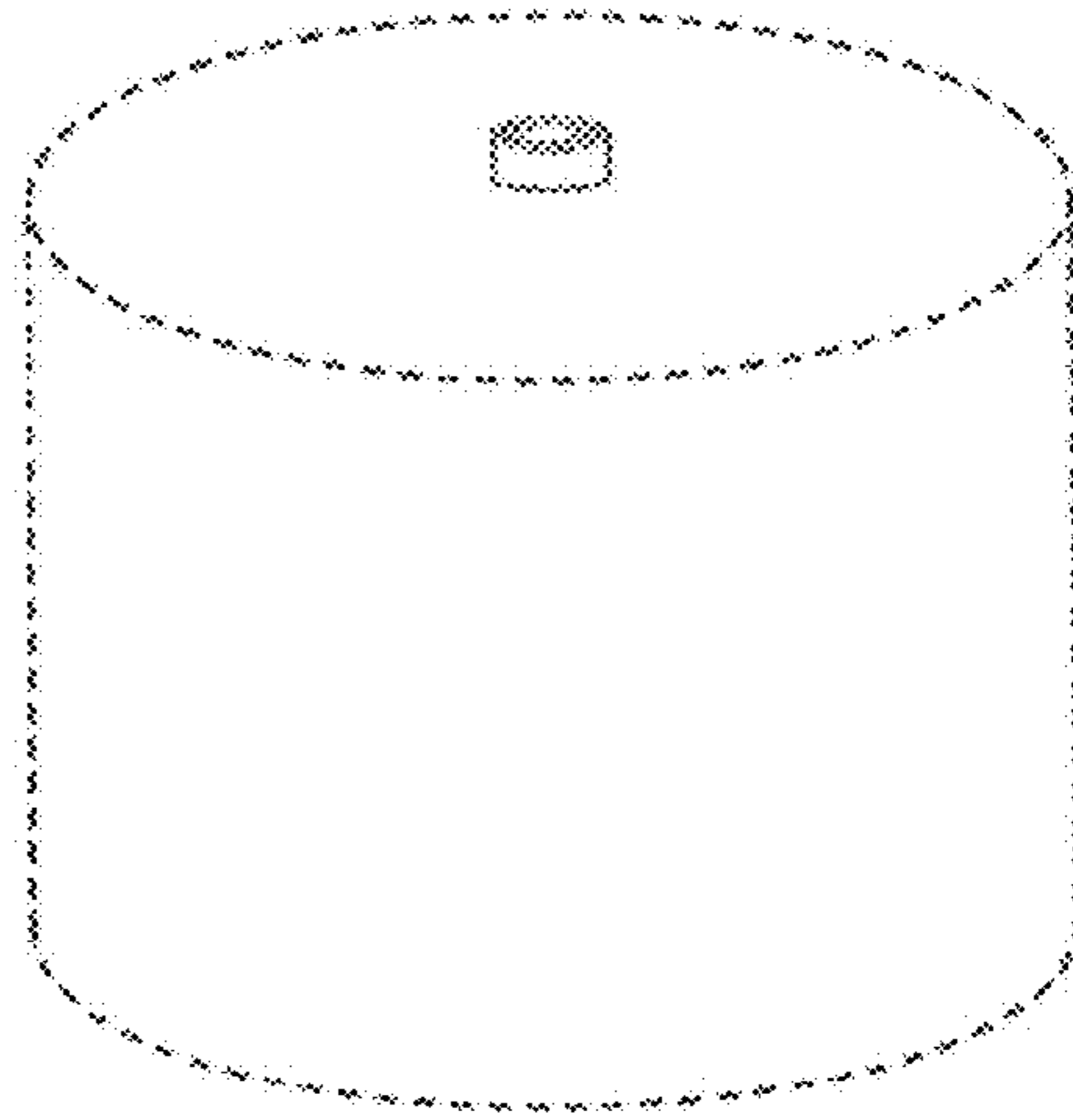


FIG. 16

