



US00D908933S

(12) **United States Design Patent**
Wu

(10) **Patent No.:** **US D908,933 S**

(45) **Date of Patent:** **** Jan. 26, 2021**

(54) **STRING LIGHTS**

(71) Applicant: **Hong Wu**, Nanyang (CN)

(72) Inventor: **Hong Wu**, Nanyang (CN)

(**) Term: **15 Years**

(21) Appl. No.: **29/746,173**

(22) Filed: **Aug. 12, 2020**

(51) **LOC (13) Cl.** **26-03**

(52) **U.S. Cl.**
USPC **D26/25**

(58) **Field of Classification Search**
USPC D26/25
CPC F21S 4/00; F21S 4/15; F21S 2/00; F21V
21/08
See application file for complete search history.

(56) **References Cited**

U.S. PATENT DOCUMENTS

D412,998 S *	8/1999	Mount	D11/117
6,217,193 B1 *	4/2001	Won	F21S 4/10 362/123
6,308,087 B1 *	10/2001	Aoshima	H04W 88/023 340/7.2
D550,882 S *	9/2007	Brewer	D26/25

D603,535 S *	11/2009	Sterijevski	D26/25
D816,874 S	5/2018	Lentz et al.		
D822,861 S *	7/2018	Luo	D26/25
D825,793 S	8/2018	Lentz et al.		
D873,445 S	1/2020	Chen		
D874,692 S	2/2020	Dai		
D875,973 S *	2/2020	Zhou	D26/25
D889,696 S *	7/2020	Cao	D26/25
2017/0114967 A1 *	4/2017	Chen	F21S 4/15

* cited by examiner

Primary Examiner — Brian N. Vinson

(74) *Attorney, Agent, or Firm* — KA Filing LLC

(57) **CLAIM**

I claim the ornamental design for a string lights, as shown and described.

DESCRIPTION

FIG. 1 is a Perspective view of a string lights showing my new design;

FIG. 2 is a Front view thereof;

FIG. 3 is a Back view thereof;

FIG. 4 is a Right-side view thereof;

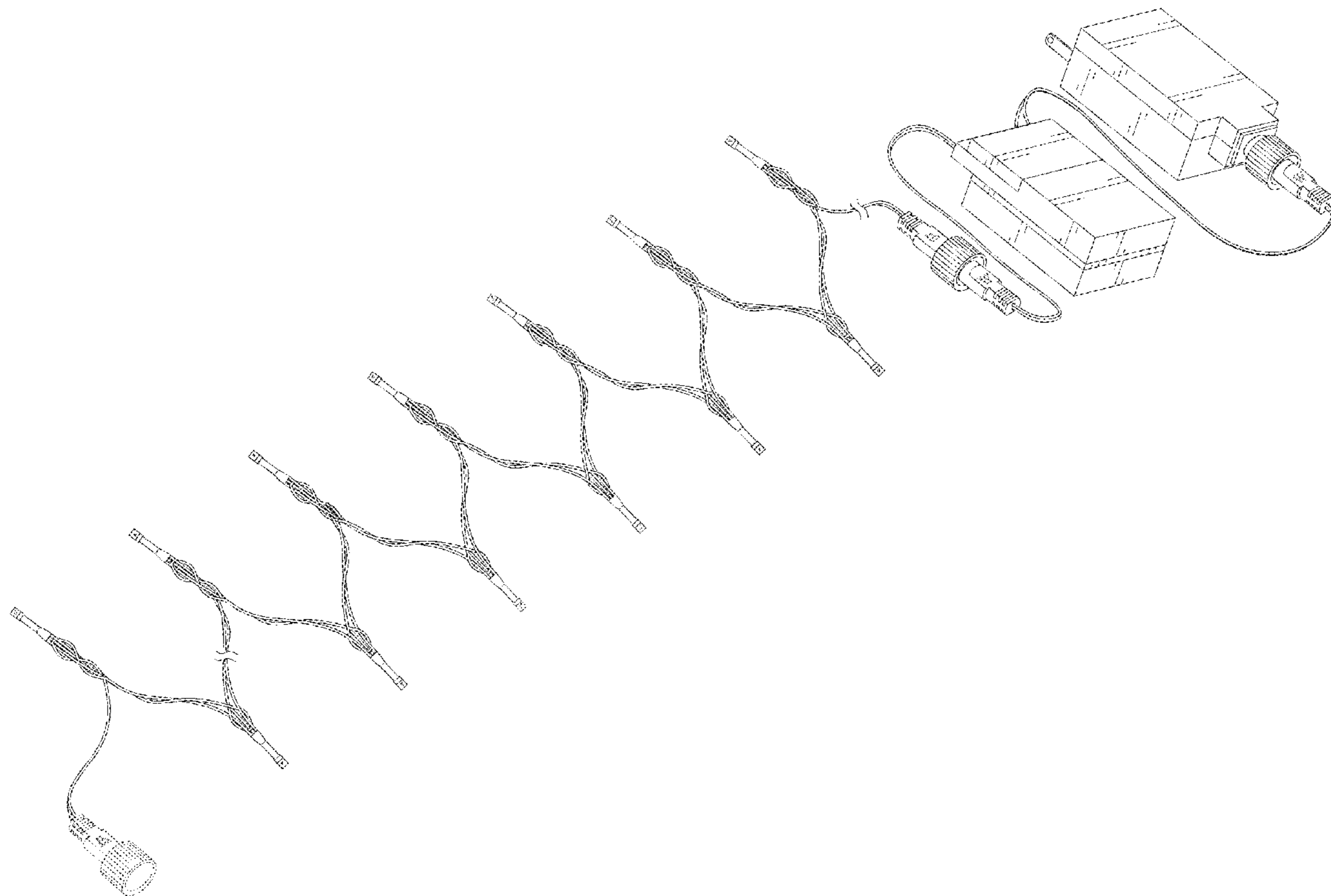
FIG. 5 is a Left-side view thereof;

FIG. 6 is a Top view thereof; and,

FIG. 7 is a Bottom view thereof.

The broken lines are for the purpose of illustrating portions of the article that form no part of the claim.

1 Claim, 7 Drawing Sheets



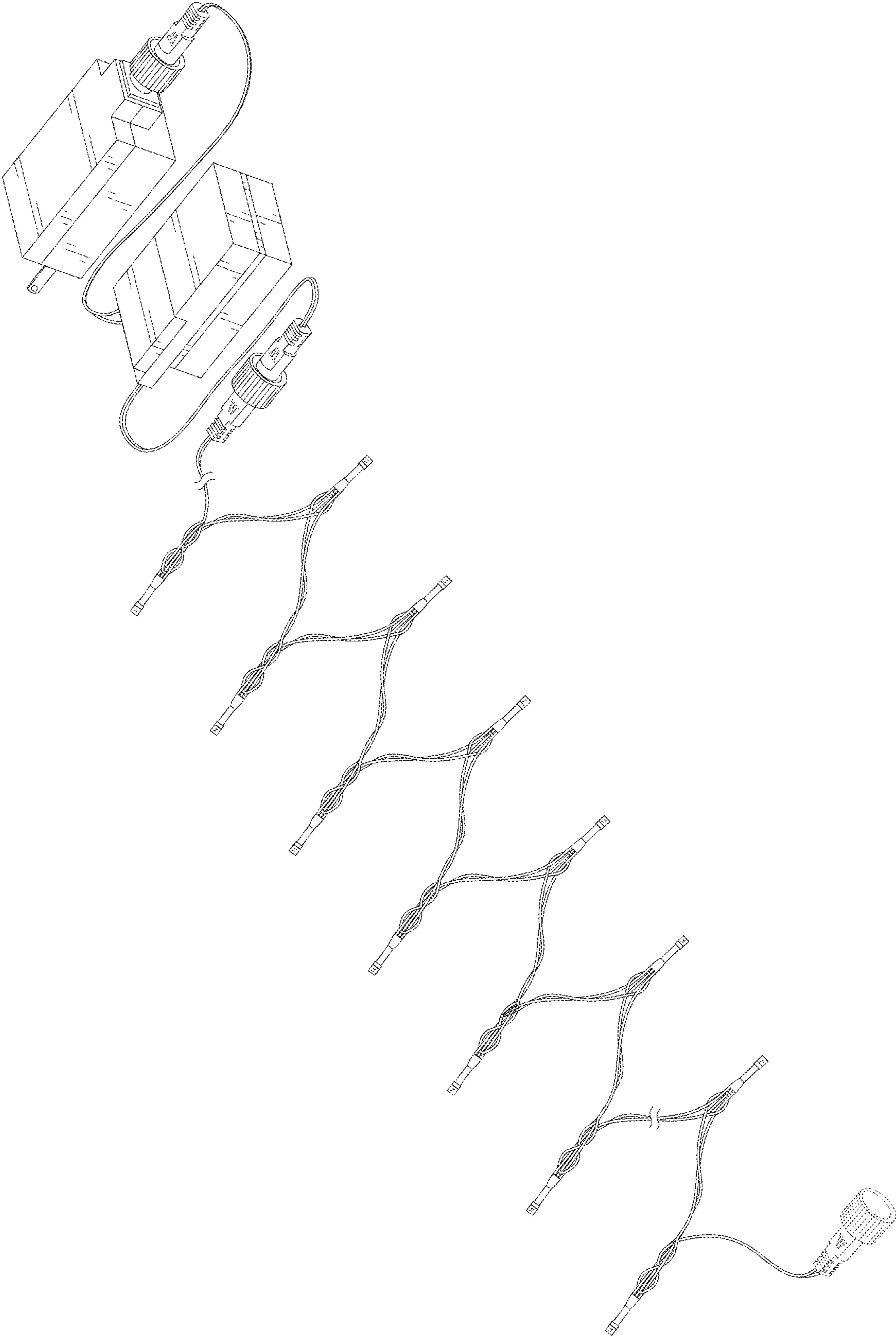


FIG. 1




FIG. 2



FIG. 3

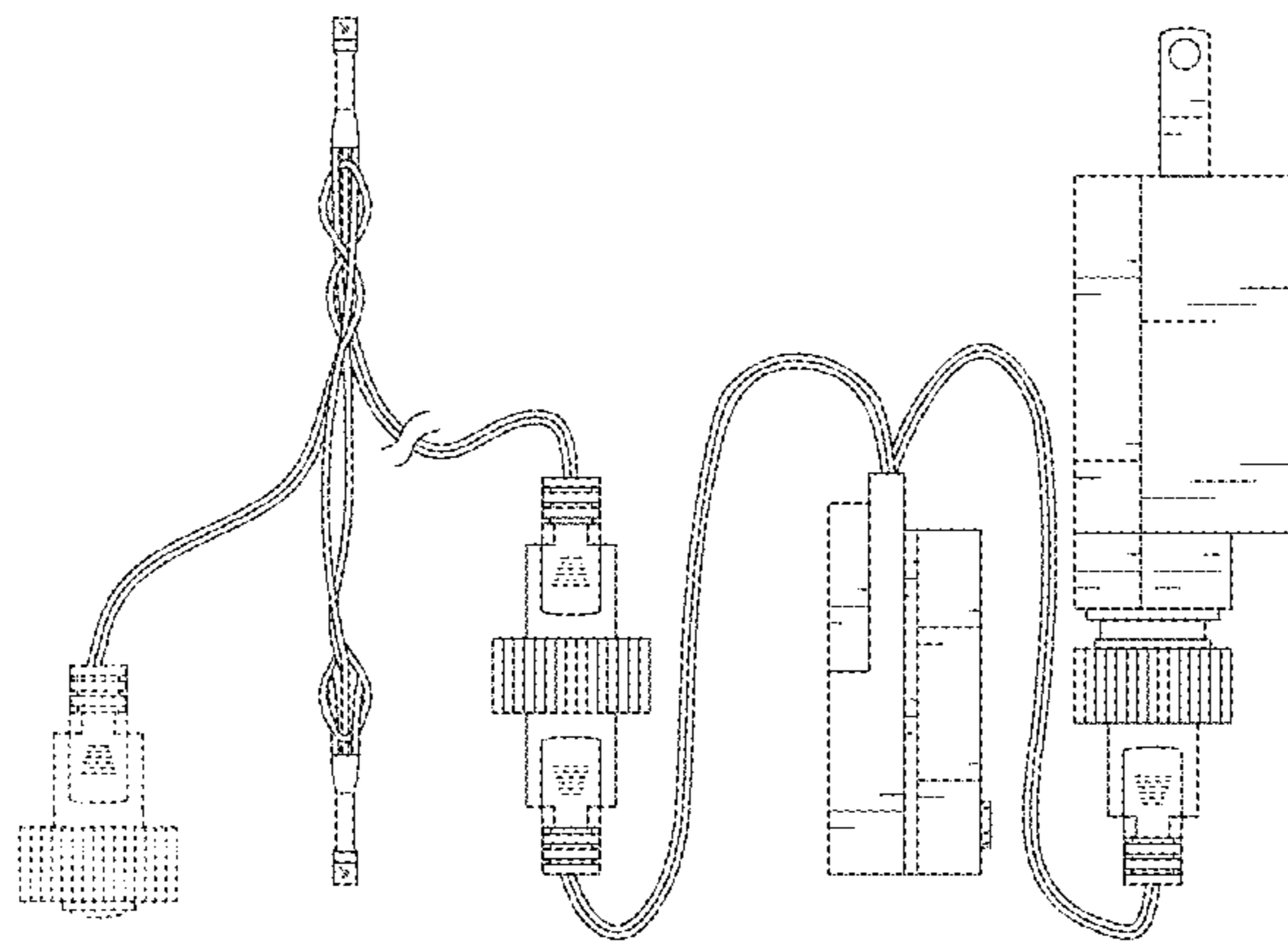


FIG. 4

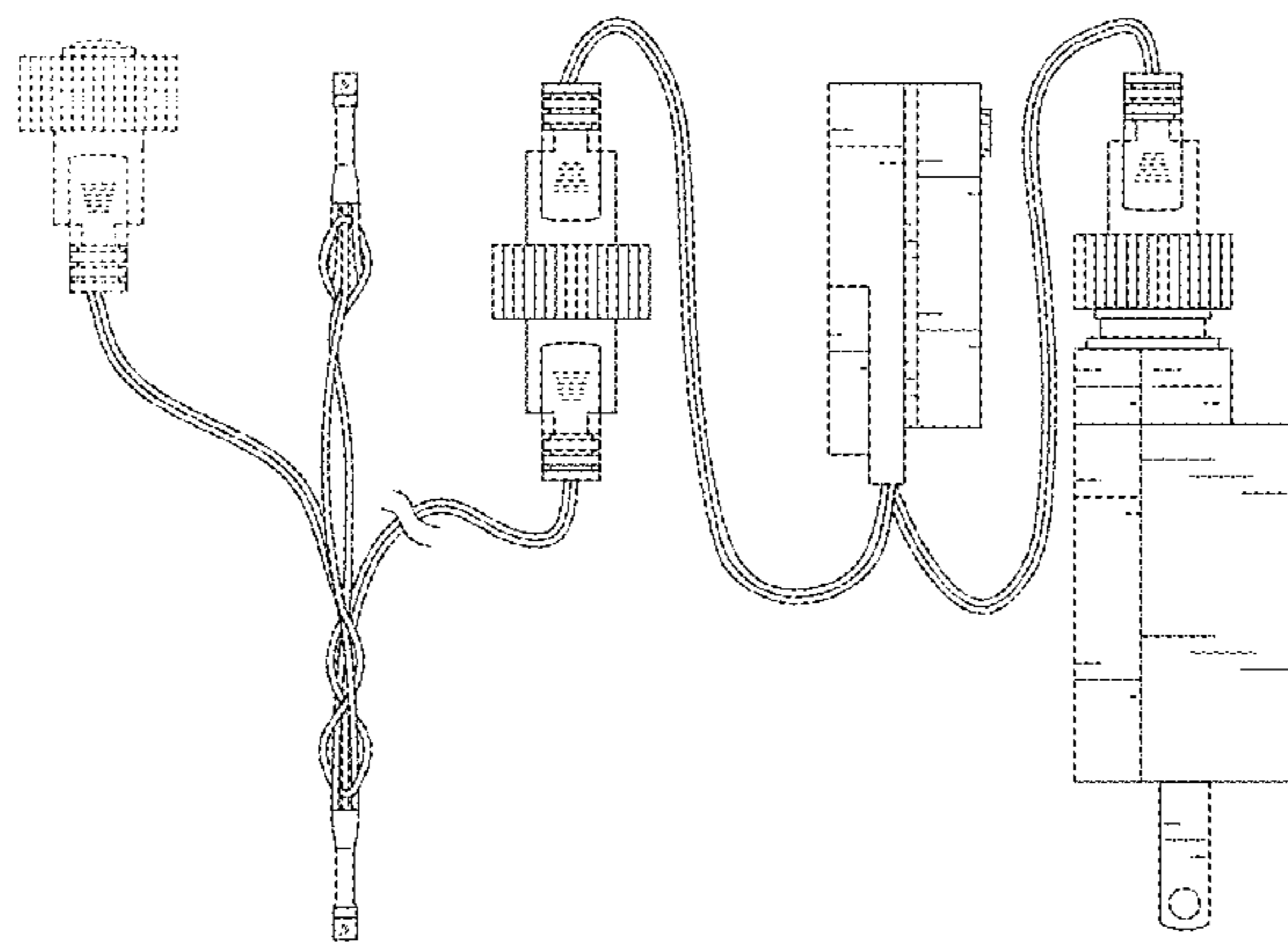


FIG. 5




FIG. 6

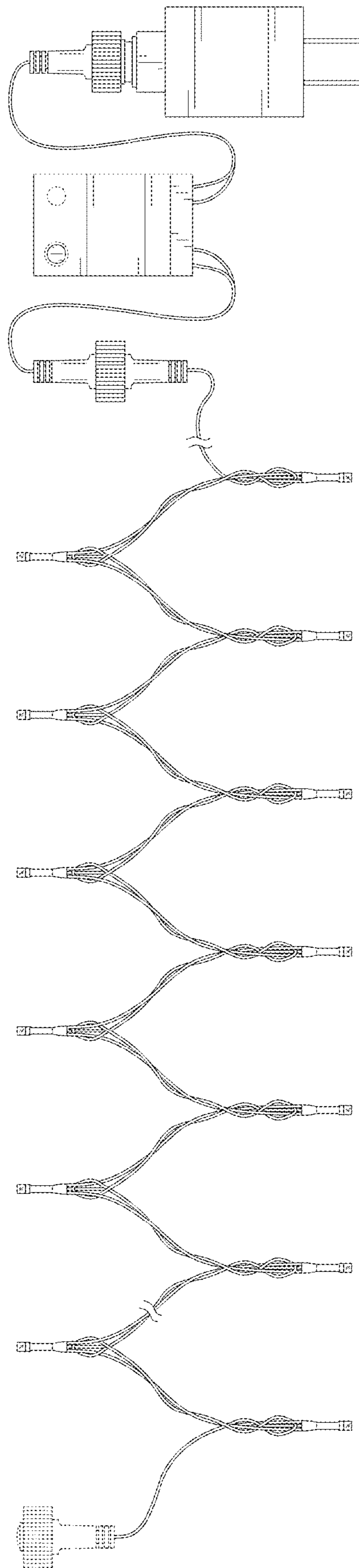


FIG. 7