



US00D908929S

(12) **United States Design Patent**  
**Pang et al.**

(10) **Patent No.:** **US D908,929 S**

(45) **Date of Patent:** **\*\* \*Jan. 26, 2021**

(54) **LED PACKAGE**

- (71) Applicant: **CREE HONG KONG LIMITED**,  
Hong Kong (CN)
- (72) Inventors: **Charles Chak Hau Pang**, Fanling  
(HK); **Victor Yue Kwong Lau**, Laguna  
(HK); **Tiancai Su**, Huizhou (CN)
- (73) Assignee: **CREE, INC.**, Durham, NC (US)
- (\*) Notice: This patent is subject to a terminal disclaimer.

(\*\*) Term: **15 Years**

(21) Appl. No.: **29/628,363**

(22) Filed: **Dec. 4, 2017**

(51) **LOC (13) Cl.** ..... **26-04**

(52) **U.S. Cl.**  
USPC ..... **D26/1**

(58) **Field of Classification Search**  
 USPC ..... D26/1-4  
 CPC ... H01L 25/167; H01L 25/0753; H01L 27/15;  
 H01L 27/56; H01L 31/02; H01L 33/00;  
 H01L 33/04; H01L 33/08; H01L 33/10;  
 H01L 33/20; H01L 33/38; H01L 33/42;  
 H01L 33/483; H01L 33/486

See application file for complete search history.

(56) **References Cited**

U.S. PATENT DOCUMENTS

D634,863 S \* 3/2011 Leung ..... D26/1  
 D667,145 S \* 9/2012 Bierhuizen ..... D26/1

\* cited by examiner

*Primary Examiner* — Marcus A Jackson

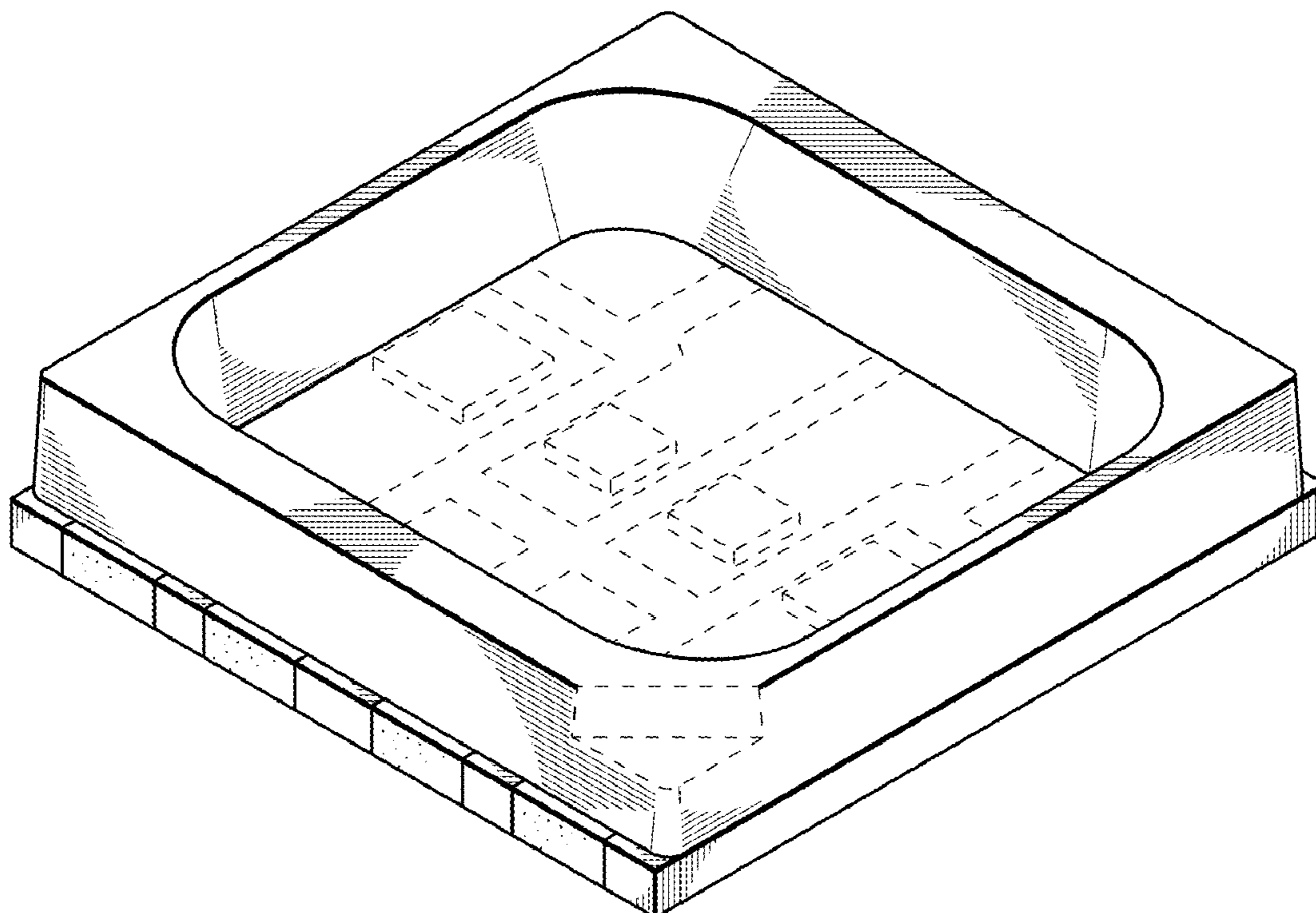
(57) **CLAIM**

The ornamental design for a LED package, as shown and described.

**DESCRIPTION**

FIG. 1 is a top perspective view of an LED package according to an embodiment of the present invention. FIG. 2 is a right elevation view of an LED package according to an embodiment of the present invention. FIG. 3 is a left elevation view of an LED package according to an embodiment of the present invention. FIG. 4 is a front elevation view of an LED package according to an embodiment of the present invention. FIG. 5 is a rear elevation view of an LED package according to an embodiment of the present invention. FIG. 6 is a top plan view of an LED package according to an embodiment of the present invention; and, FIG. 7 is a bottom plan view of an LED package according to an embodiment of the present invention. The features shown in broken lines in FIGS. 1-7 form no part of the claimed design in the embodiments shown.

**1 Claim, 3 Drawing Sheets**



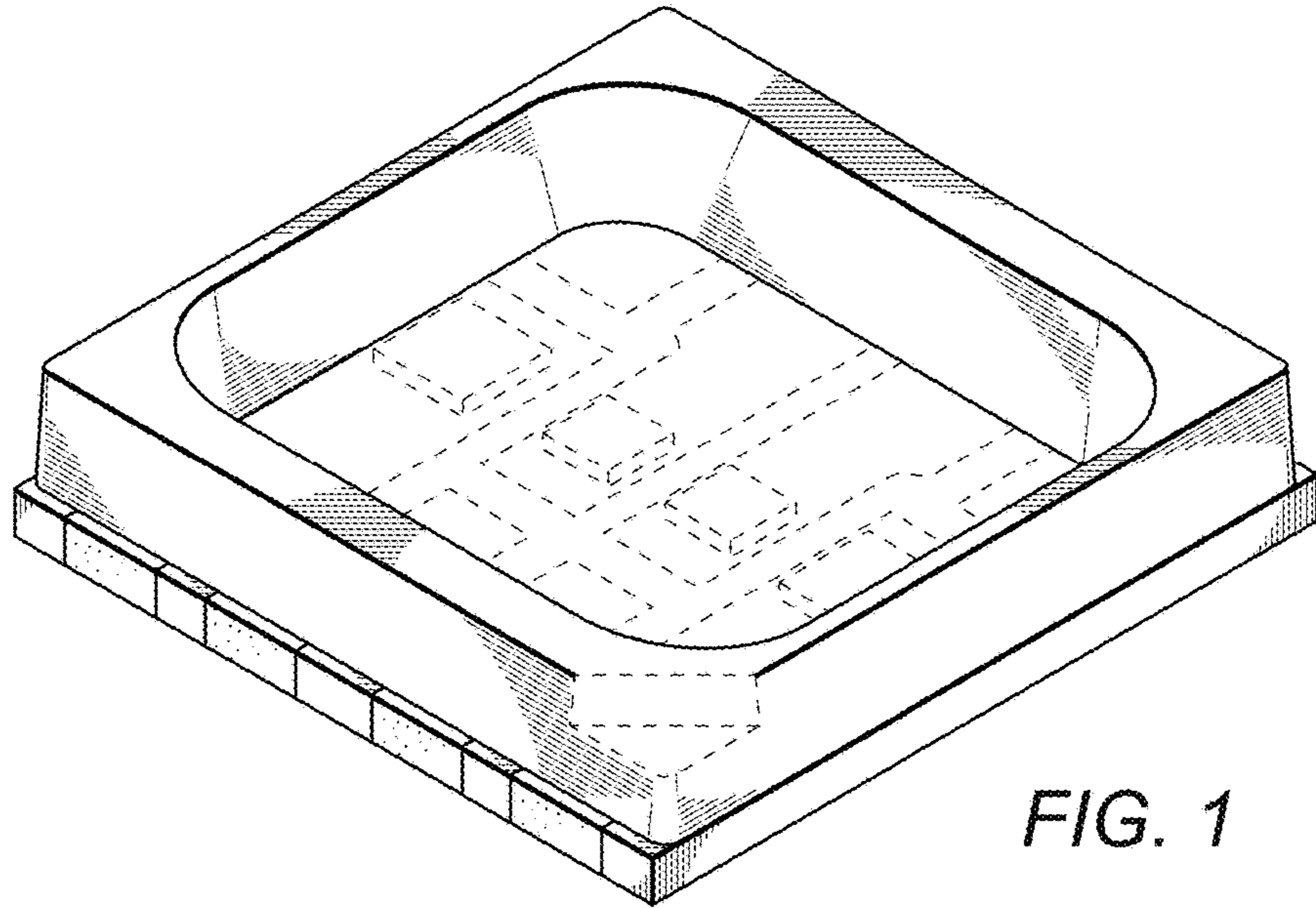


FIG. 1

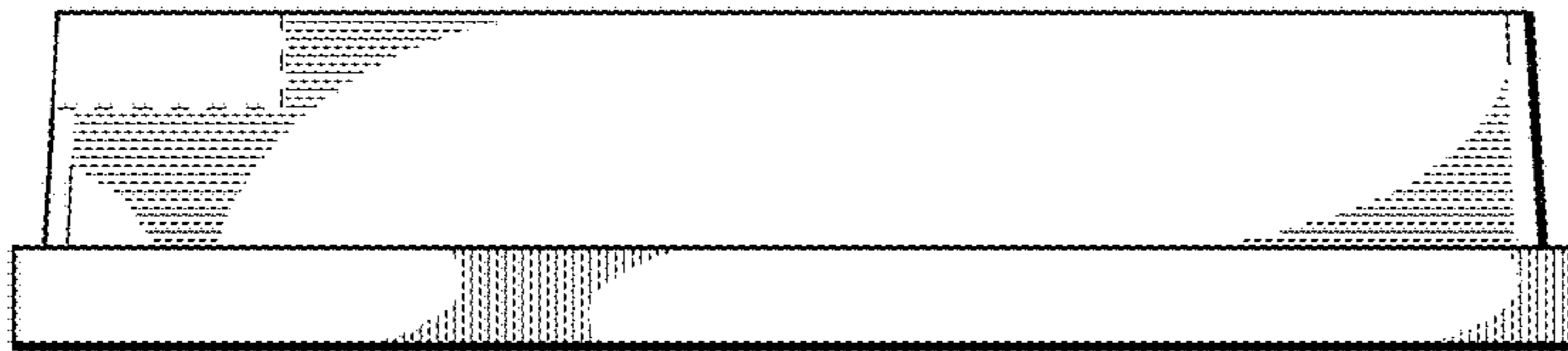


FIG. 2




FIG. 3

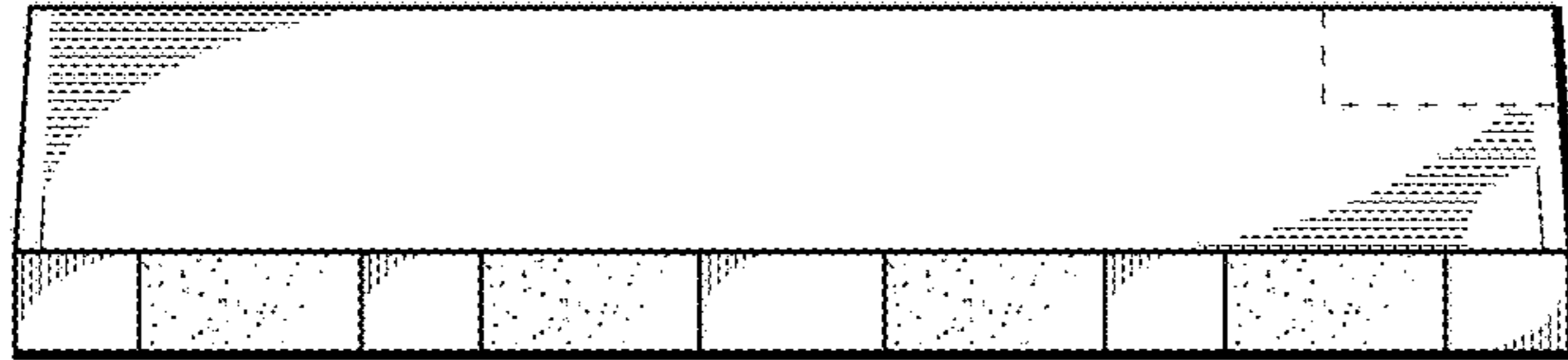


FIG. 4

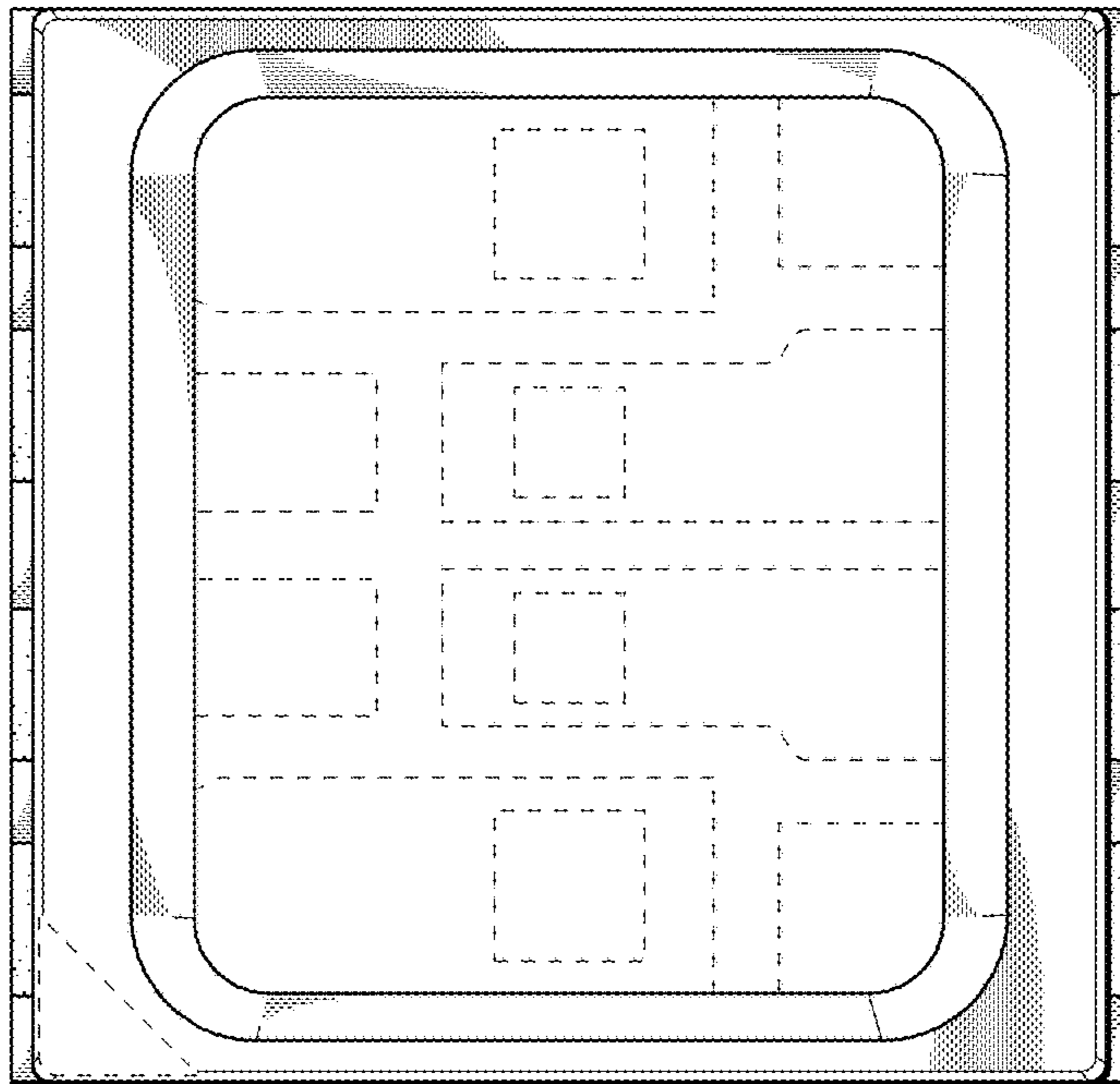


FIG. 6

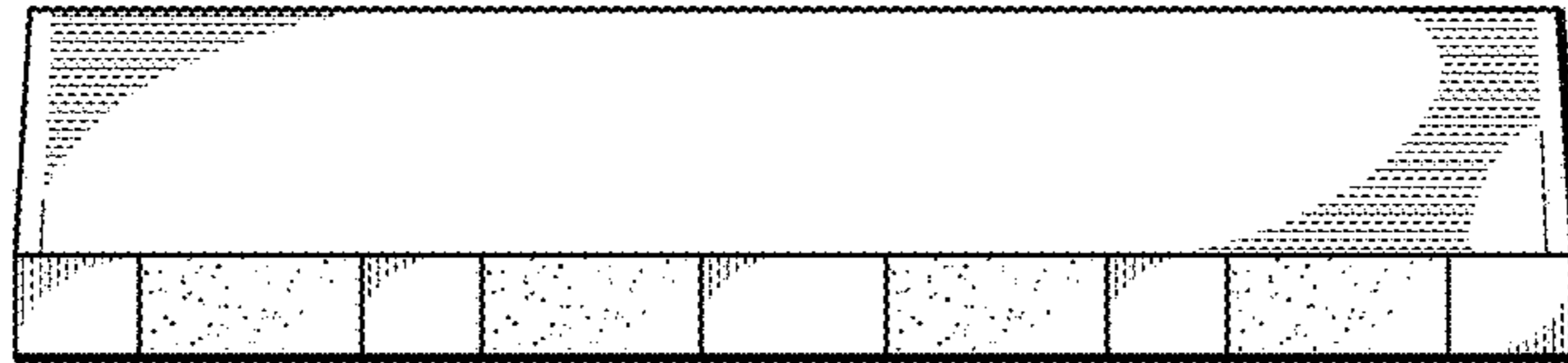


FIG. 5

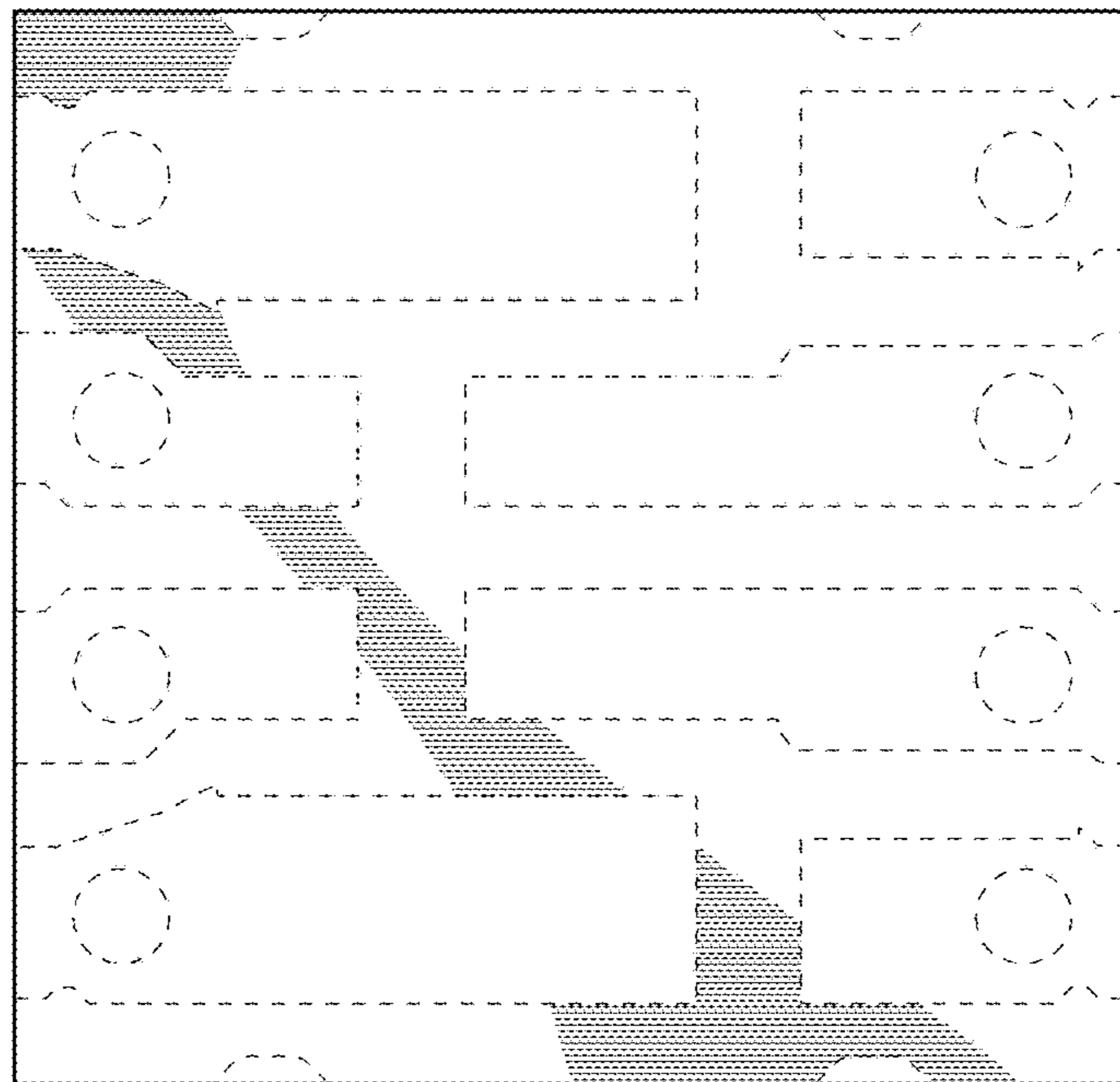


FIG. 7