



US00D908928S

(12) **United States Design Patent**
Berlin

(10) **Patent No.:** **US D908,928 S**

(45) **Date of Patent:** **** Jan. 26, 2021**

(54) **ACOUSTIC PANEL**

(71) Applicant: **Bradley Stuart Berlin**, West Nyack,
NY (US)

(72) Inventor: **Bradley Stuart Berlin**, West Nyack,
NY (US)

(**) Term: **15 Years**

(21) Appl. No.: **29/699,884**

(22) Filed: **Jul. 30, 2019**

(51) **LOC (13) Cl.** **25-01**

(52) **U.S. Cl.**
USPC **D25/163**

(58) **Field of Classification Search**
USPC D25/163
CPC ... E04C 2/528; E04C 2/00; E04C 2/04; E04C
2/041; E04C 2/38; E04F 13/0869; E04F
13/0871; E04F 13/0864; E04B 1/12;
E04B 2/7409; E04B 2/7401; E04B
2/7405; E04B 2/74; E04B 2/7403; E04B
2002/0217; E04B 1/99; E04B 1/994;
G10K 11/002
See application file for complete search history.

(56) **References Cited**

U.S. PATENT DOCUMENTS

D441,466 S * 5/2001 Boone D25/163
7,063,184 B1 * 6/2006 Johnson E04B 1/86
181/210

D679,425 S * 4/2013 Rhee D25/163
9,649,831 B2 * 5/2017 Gosling B32B 7/08
9,850,657 B2 * 12/2017 Fink E04B 1/8209
9,995,040 B2 * 6/2018 Stahl, Jr. E04B 2/7409
10,032,444 B2 * 7/2018 Jambrosic G10K 11/168
10,487,499 B1 * 11/2019 Berkowitz E04B 1/34321

* cited by examiner

Primary Examiner — Doris Clark

(74) *Attorney, Agent, or Firm* — Dunlap Bennett &
Ludwig, PLLC

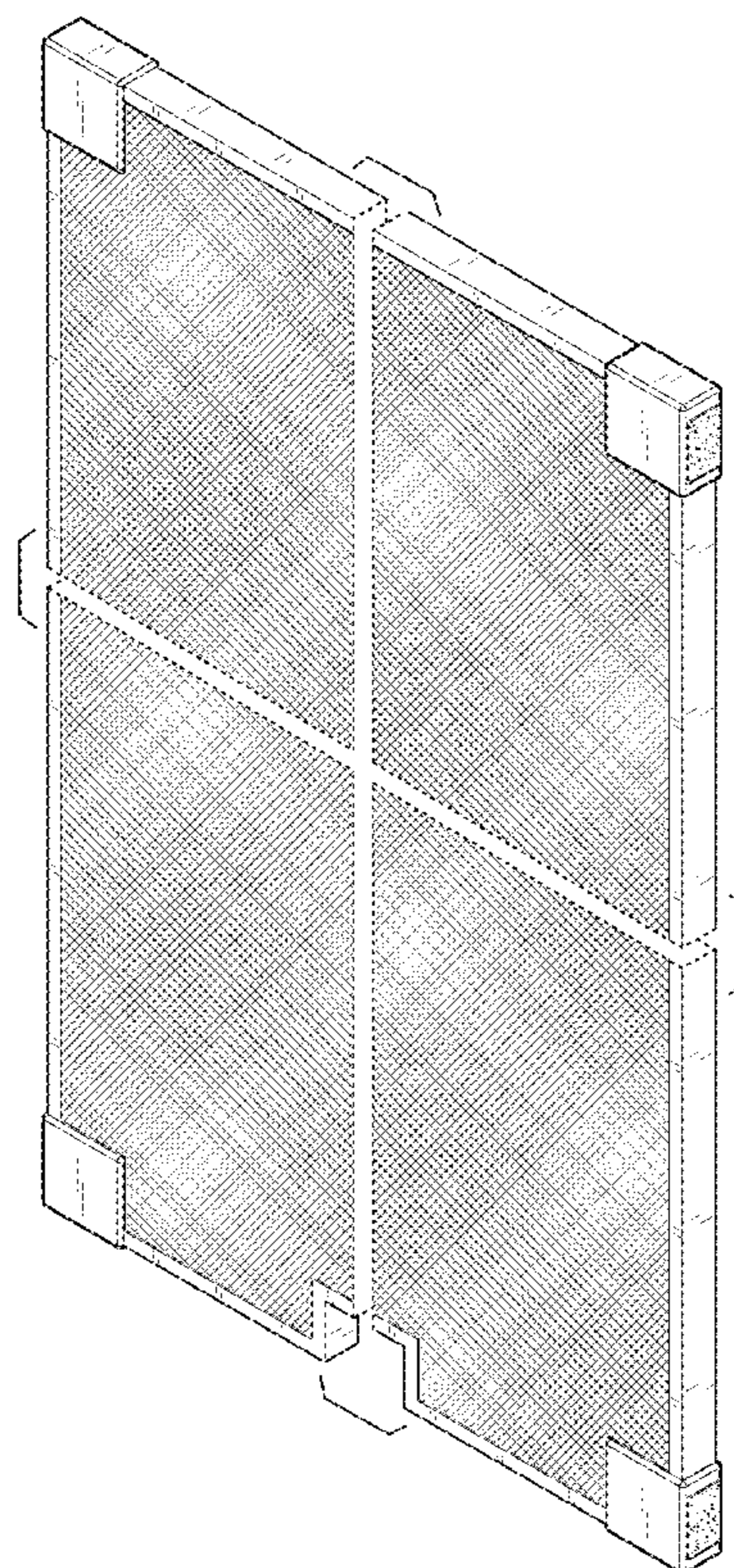
(57) **CLAIM**

The ornamental design for an acoustic panel, as shown and
described.

DESCRIPTION

FIG. 1 is a front perspective view of an acoustic panel,
showing my new design;
FIG. 2 is a rear perspective view thereof,
FIG. 3 is a front elevation view thereof;
FIG. 4 is a rear elevation view thereof;
FIG. 5 is a left-side elevation view thereof;
FIG. 6 is a right-side elevation view thereof;
FIG. 7 is a top plan view thereof; and,
FIG. 8 is a bottom plan view thereof.
The use of stippling indicates a contrasting appearance with
adjacent portions.
The broken lines shown in the drawings depict the bounds
of the claimed design, it being understood the broken lines
form not part of the claimed design.

1 Claim, 6 Drawing Sheets



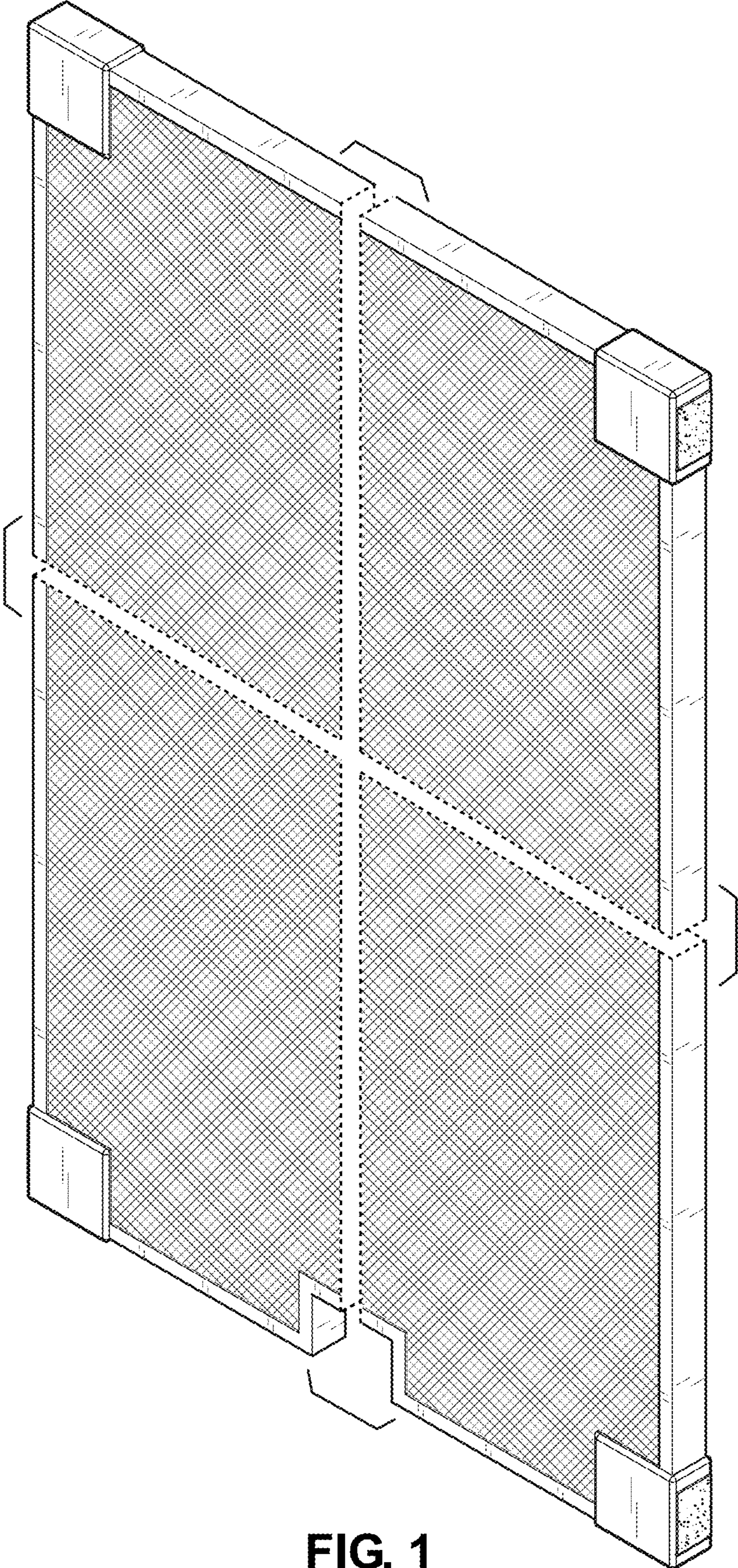


FIG. 1

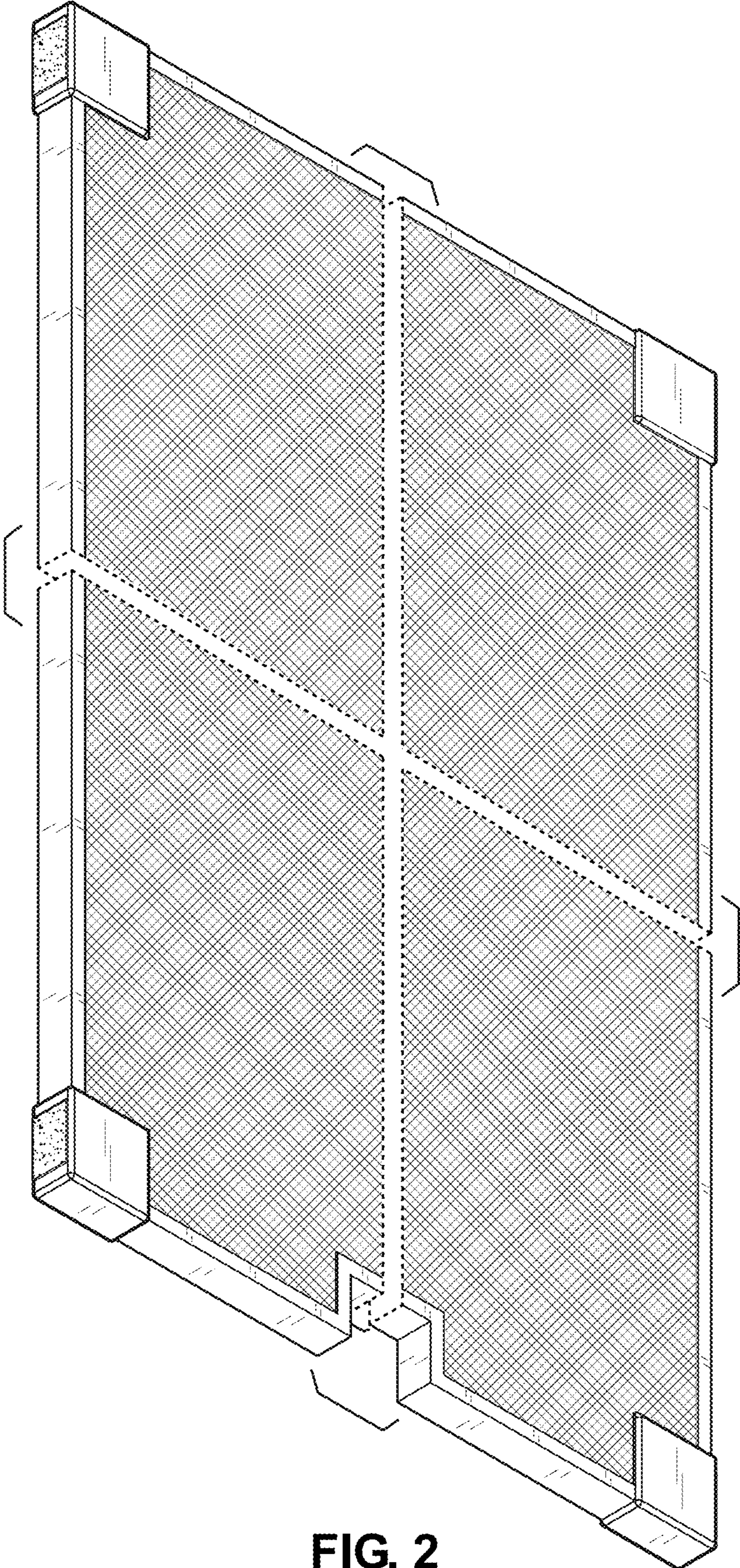


FIG. 2




FIG. 3




FIG. 4

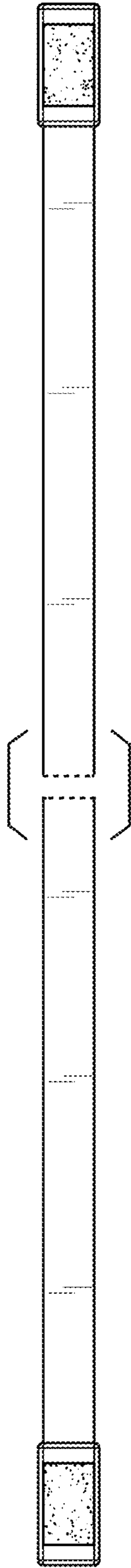


FIG. 5

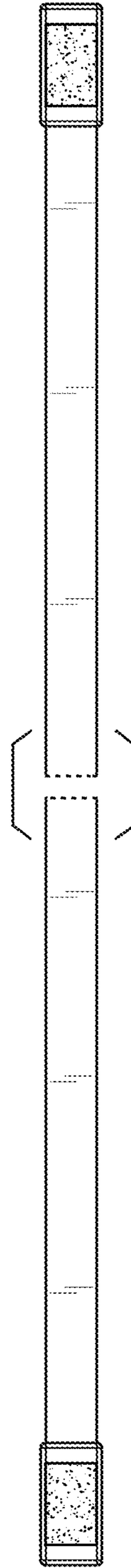


FIG. 6

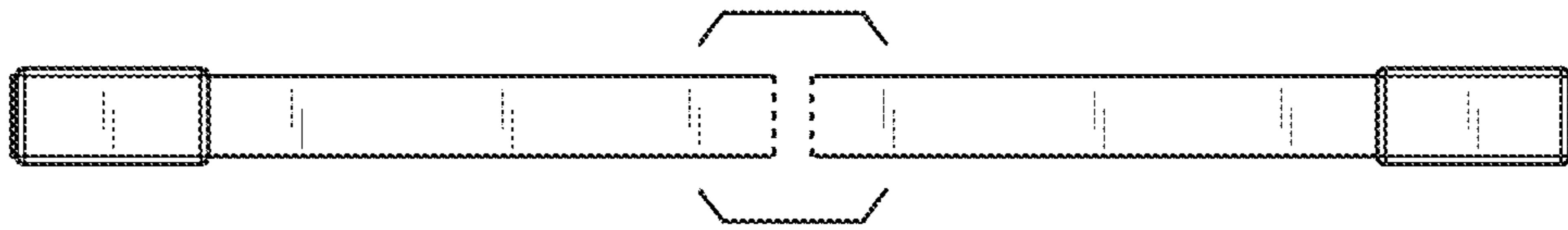


FIG. 7

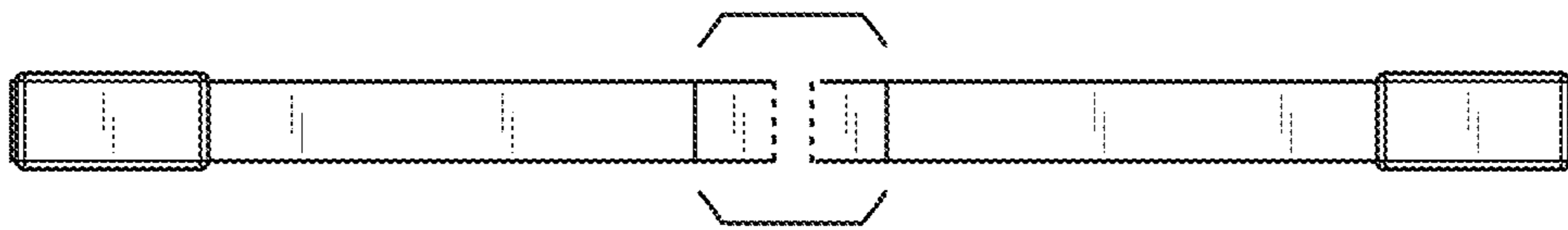


FIG. 8