



US00D908926S

(12) **United States Design Patent** (10) **Patent No.:** **US D908,926 S**
Abbas et al. (45) **Date of Patent:** **** Jan. 26, 2021**

(54) **CONSTRUCTION BLOCK**

(71) Applicant: **KING SAUD UNIVERSITY**, Riyadh (SA)

(72) Inventors: **Husain Abbas**, Riyadh (SA); **Abdullah H. Alsabhan**, Riyadh (SA); **Yousef A. Al-Salloum**, Riyadh (SA); **Abobaker S. Binyahya**, Riyadh (SA)

(73) Assignee: **KING SAUD UNIVERSITY**, Riyadh (SA)

(**) Term: **15 Years**

(21) Appl. No.: **29/677,330**

(22) Filed: **Jan. 18, 2019**

(51) **LOC (13) Cl.** **25-01**

(52) **U.S. Cl.**
USPC **D25/114**

(58) **Field of Classification Search**
USPC D21/484–491, 499–504; D25/102, D25/112–118, 138, 152–162, 164, 199
CPC E02D 29/0241; E02D 29/025; E04C 1/00; E04C 1/395; E04B 1/02; E04B 2002/026; E04B 2002/0269

See application file for complete search history.

(56) **References Cited**

U.S. PATENT DOCUMENTS

4,728,227	A	3/1988	Wilson et al.	
4,998,397	A	3/1991	Orton	
D392,385	S *	3/1998	Sumerlin	D25/114
D393,906	S *	4/1998	Sumerlin	D25/114
5,975,809	A	11/1999	Taylor et al.	
D624,204	S	9/2010	Bott	
7,828,498	B2	11/2010	Sorheim et al.	
D666,740	S *	9/2012	MacDonald	D25/113
D667,139	S *	9/2012	MacDonald	D25/113
D694,914	S *	12/2013	MacDonald	D25/113
D768,876	S *	10/2016	Lindberg	D25/113
10,480,149	B1 *	11/2019	Abbas	E02D 29/0241

D877,936	S *	3/2020	Lindberg	D25/113
2003/0070385	A1	4/2003	Bott	
2003/0213203	A1	11/2003	Bott et al.	
2005/0129468	A1	6/2005	Knudson et al.	

(Continued)

FOREIGN PATENT DOCUMENTS

CN	303481786	*	12/2015	
JP	5681725	A	7/1981	

(Continued)

OTHER PUBLICATIONS

“Retaining Wall Reinforcement: Other Options”; printed from <https://www.allanblock.co.uk/reinforcement-options.aspx> on Dec. 10, 2018 (6 pages).

Primary Examiner — Leanne Was-Englehart

(74) *Attorney, Agent, or Firm* — Nath, Goldberg & Meyer; Richard C. Litman

(57) **CLAIM**

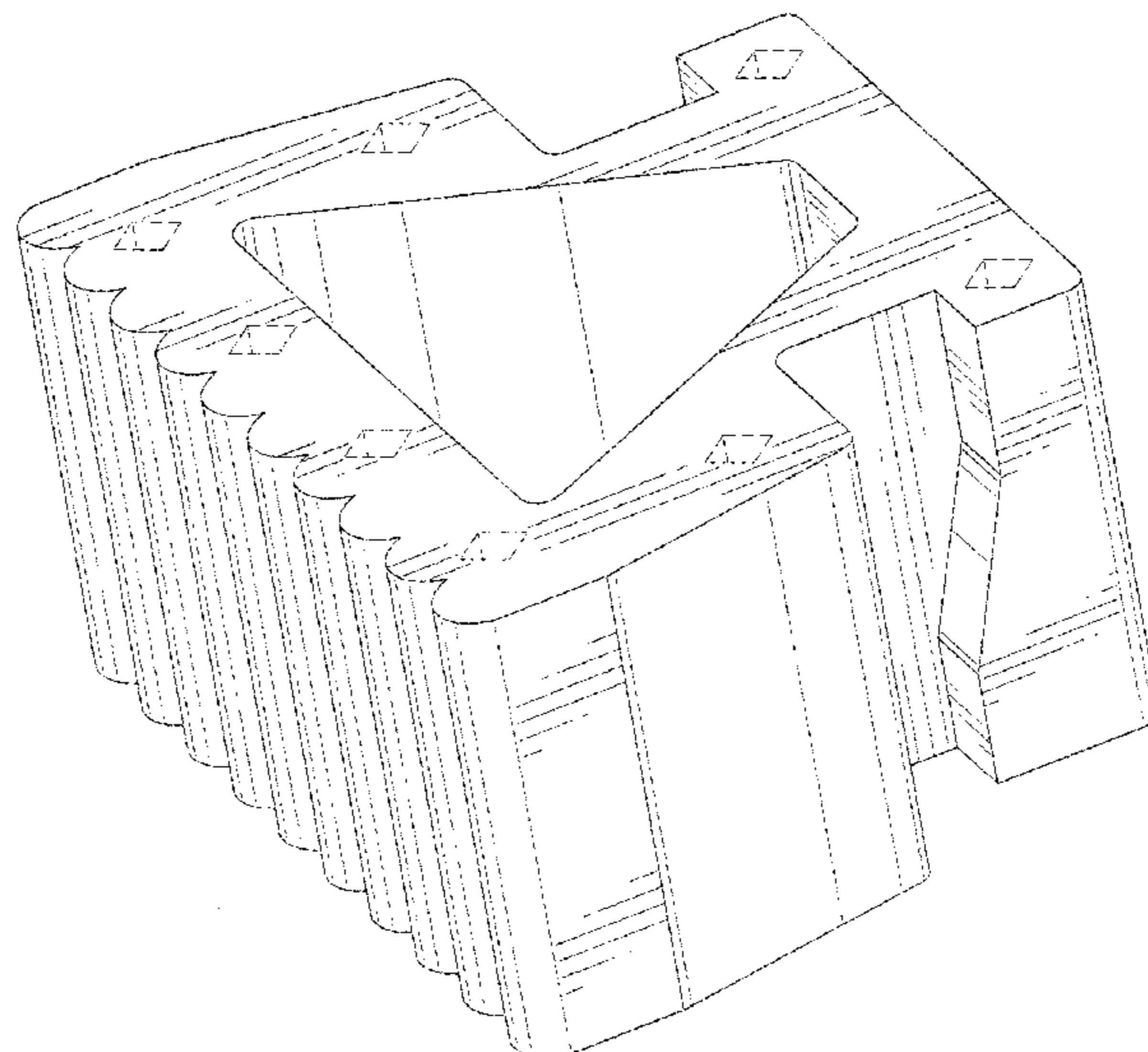
The ornamental design for a construction block, as shown and described.

DESCRIPTION

FIG. 1 is a top elevational view of a construction block showing our new design; FIG. 2 is a bottom elevational view thereof; FIG. 3 is a top view thereof; FIG. 4 is a bottom view thereof; FIG. 5 is a right side view thereof; FIG. 6 is a left side view thereof; FIG. 7 is a front view thereof; and, FIG. 8 is a rear view thereof.

The broken lines showing diamond shaped openings on the top (FIGS. 1 and 3) and circular shaped openings on the bottom (FIGS. 2 and 4) of the construction block illustrates environment only that form no part of the claim.

1 Claim, 8 Drawing Sheets



(56)

References Cited

U.S. PATENT DOCUMENTS

2005/0254906 A1 11/2005 Dolan et al.
2006/0239783 A1 10/2006 Kallen
2014/0314501 A1 10/2014 Usagani
2016/0177533 A1 6/2016 May et al.

FOREIGN PATENT DOCUMENTS

KR 300385508.0000 * 7/2005
KR 300449106.0001 * 5/2007
KR 300478902.0001 * 2/2008
KR 300478904.0000 * 2/2008
KR 300760978.0000 * 9/2014
KR 300936127.0000 * 12/2017

* cited by examiner

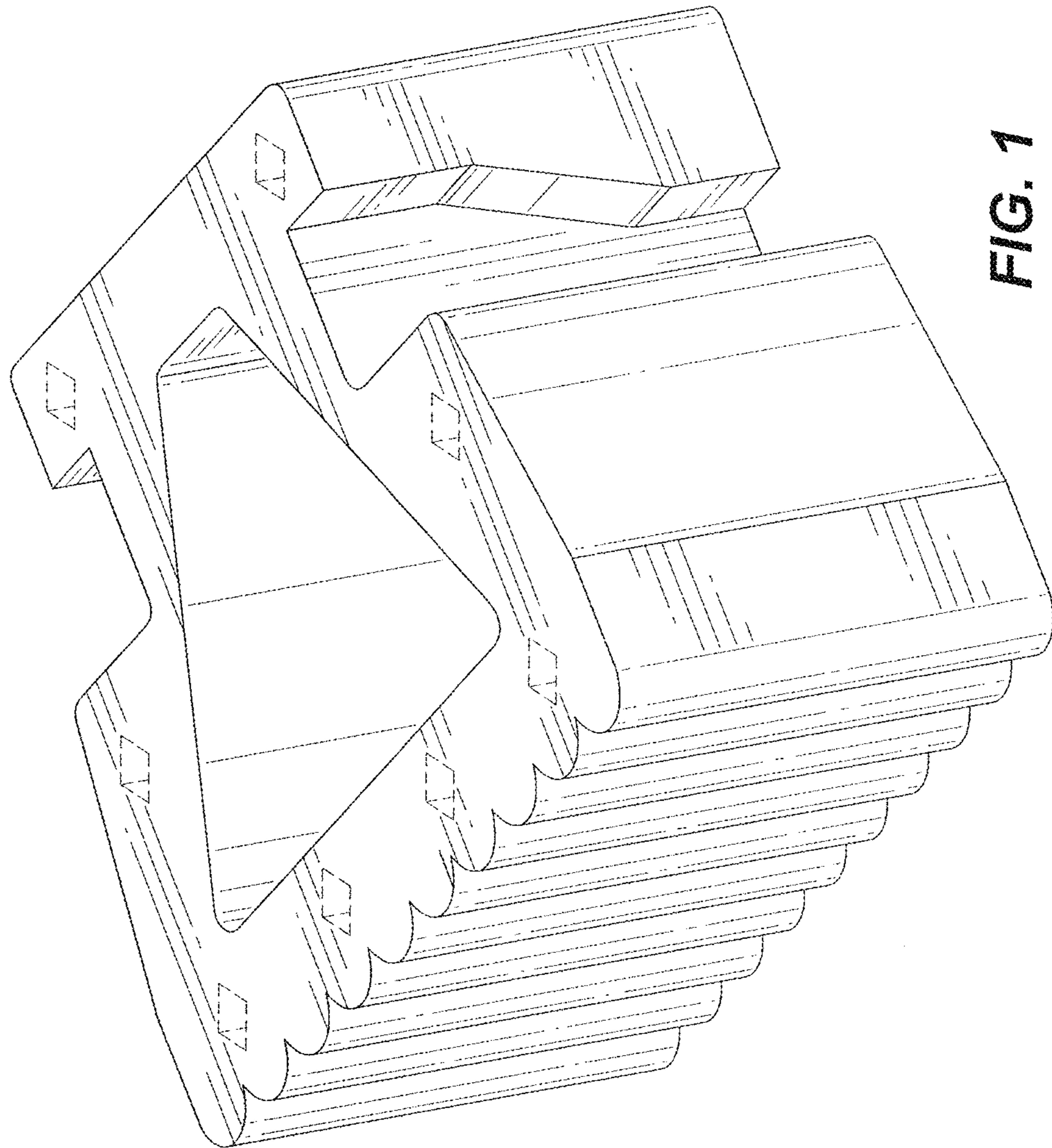


FIG. 1

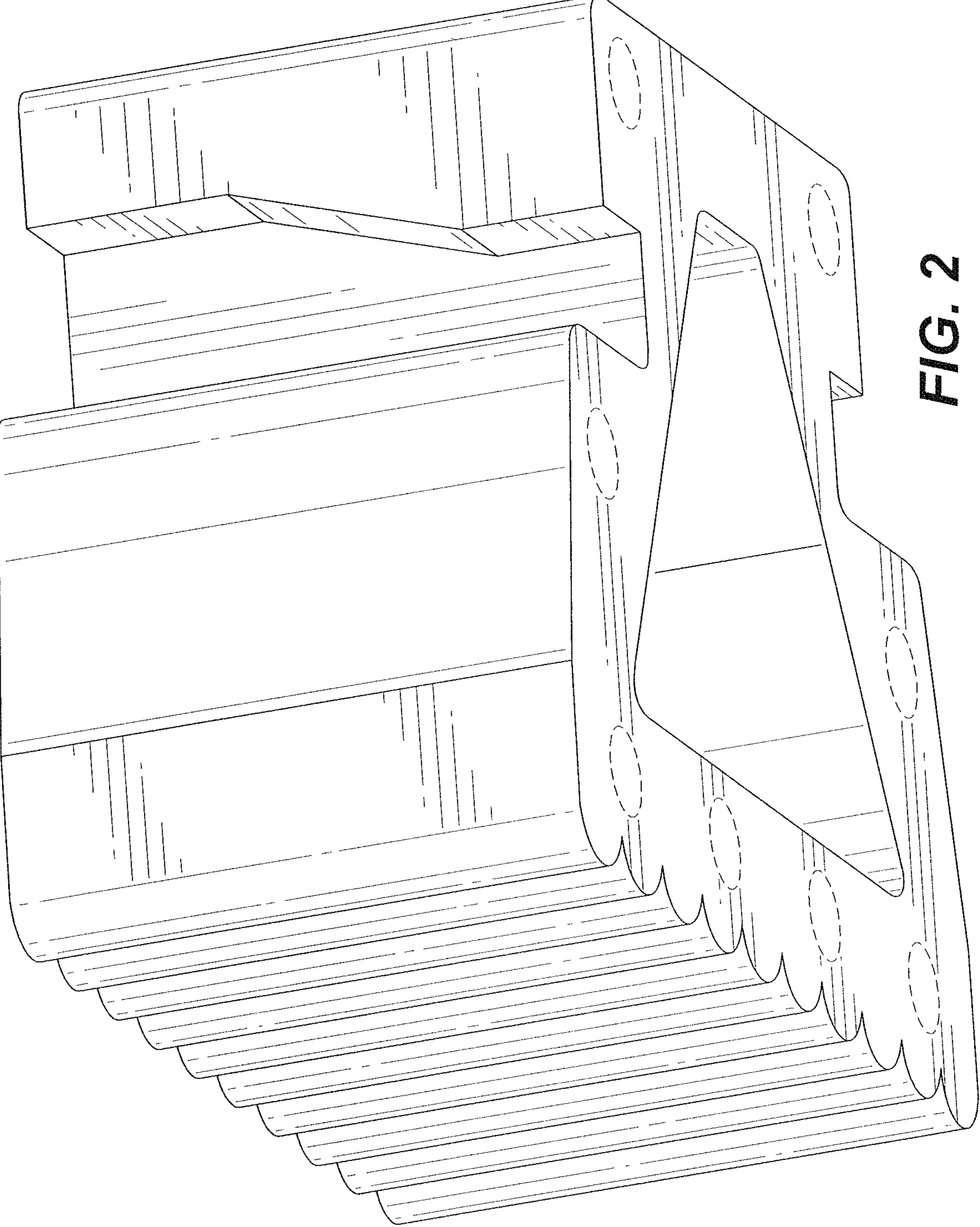


FIG. 2

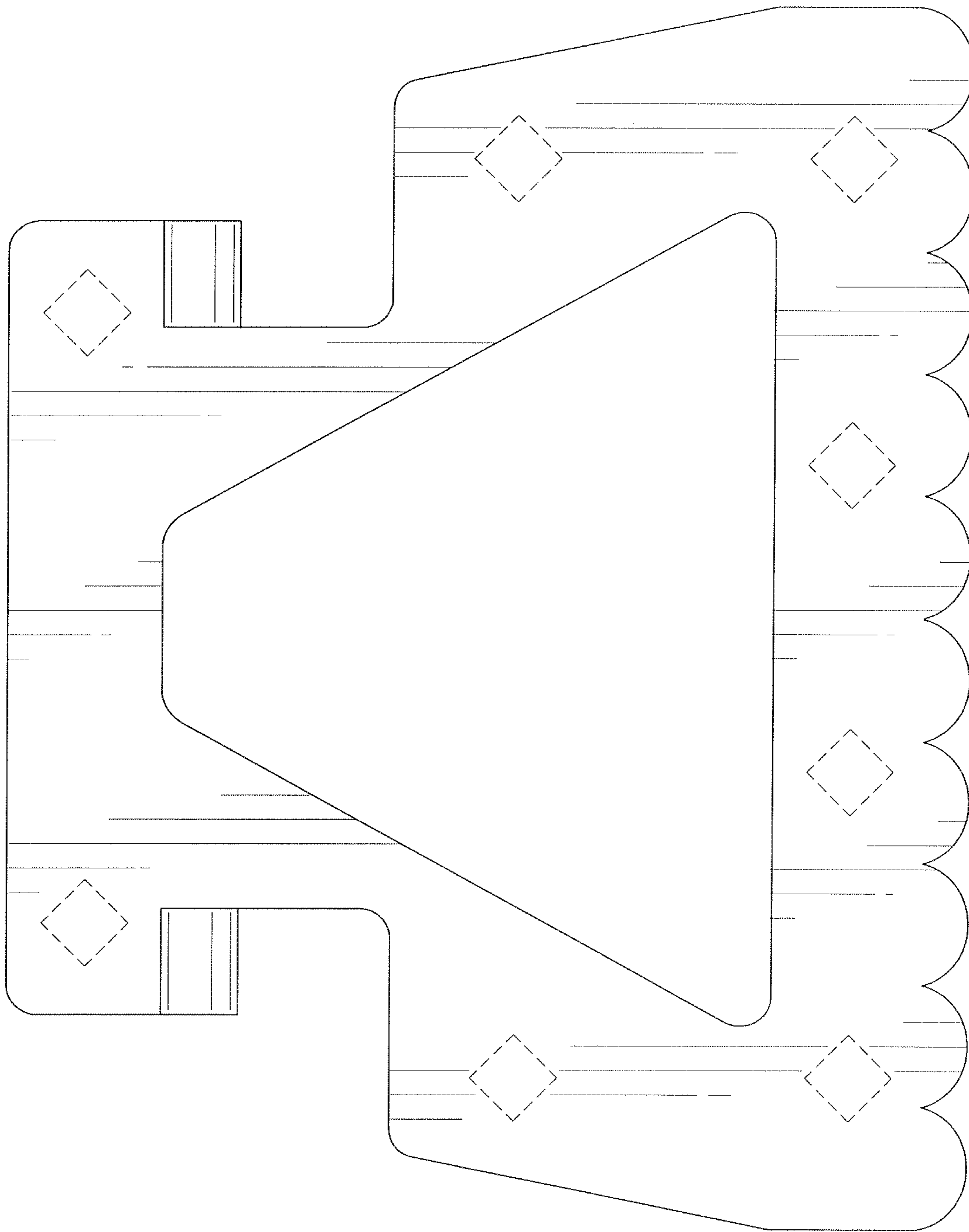


FIG. 3

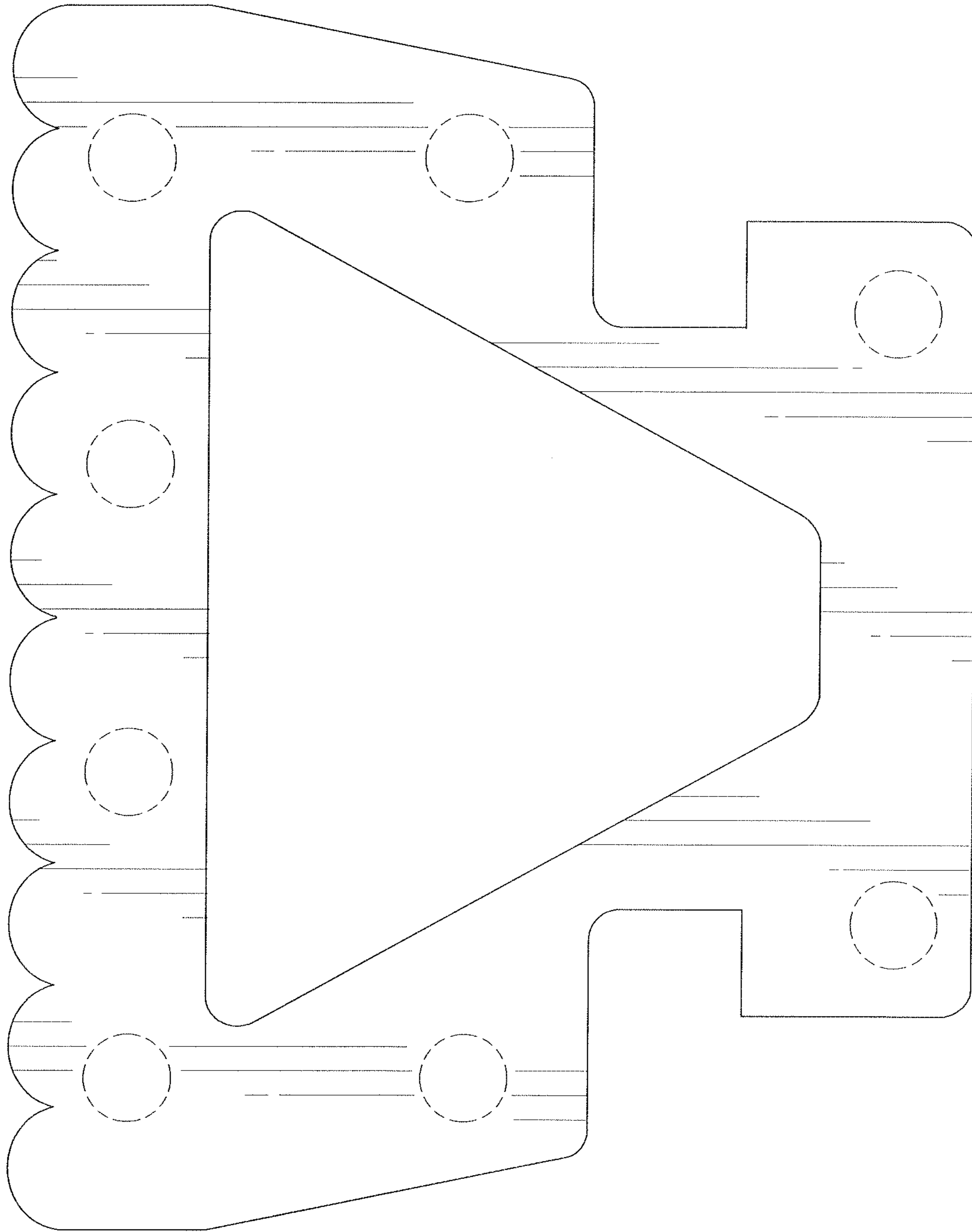


FIG. 4

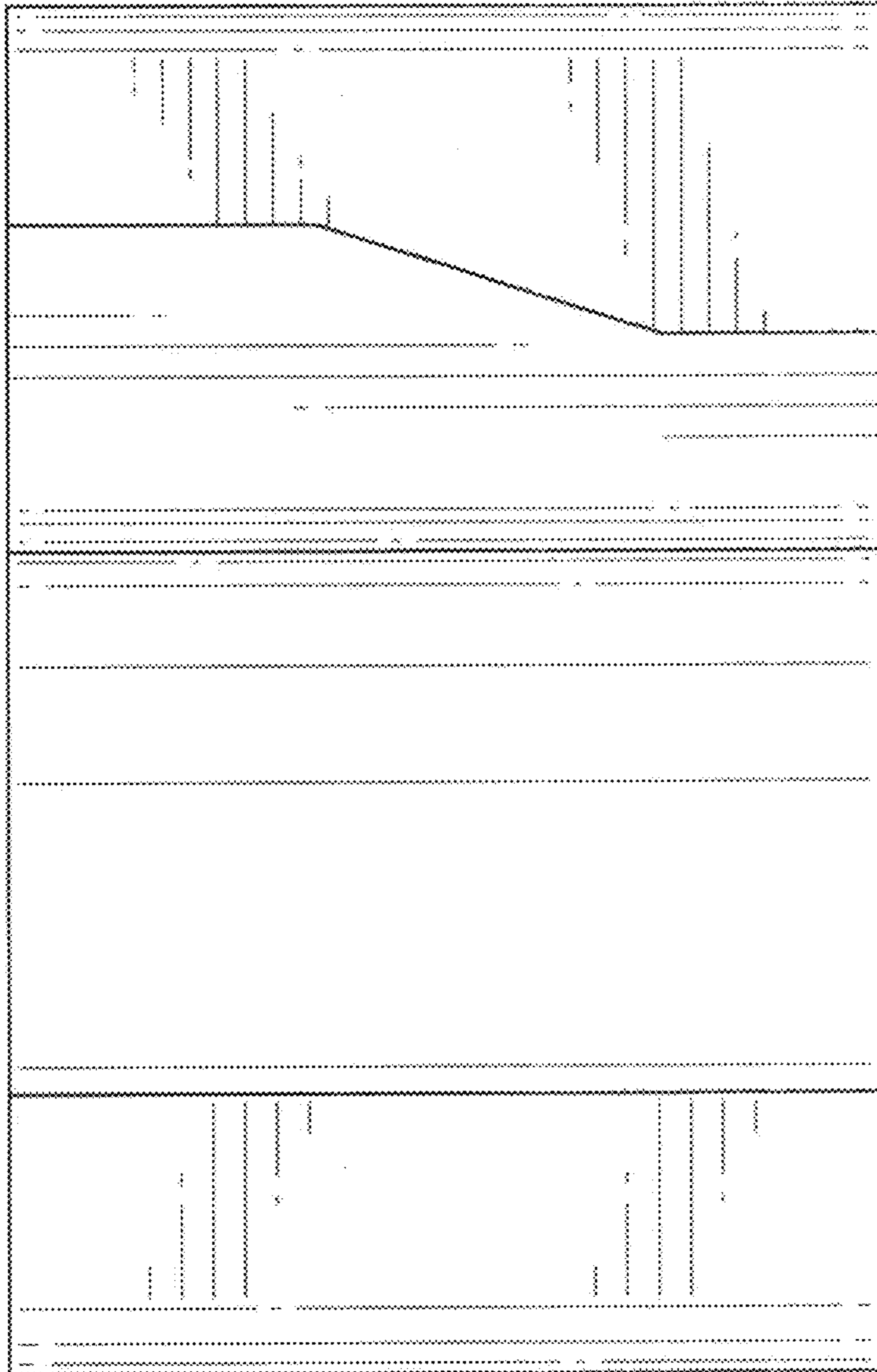


FIG. 5

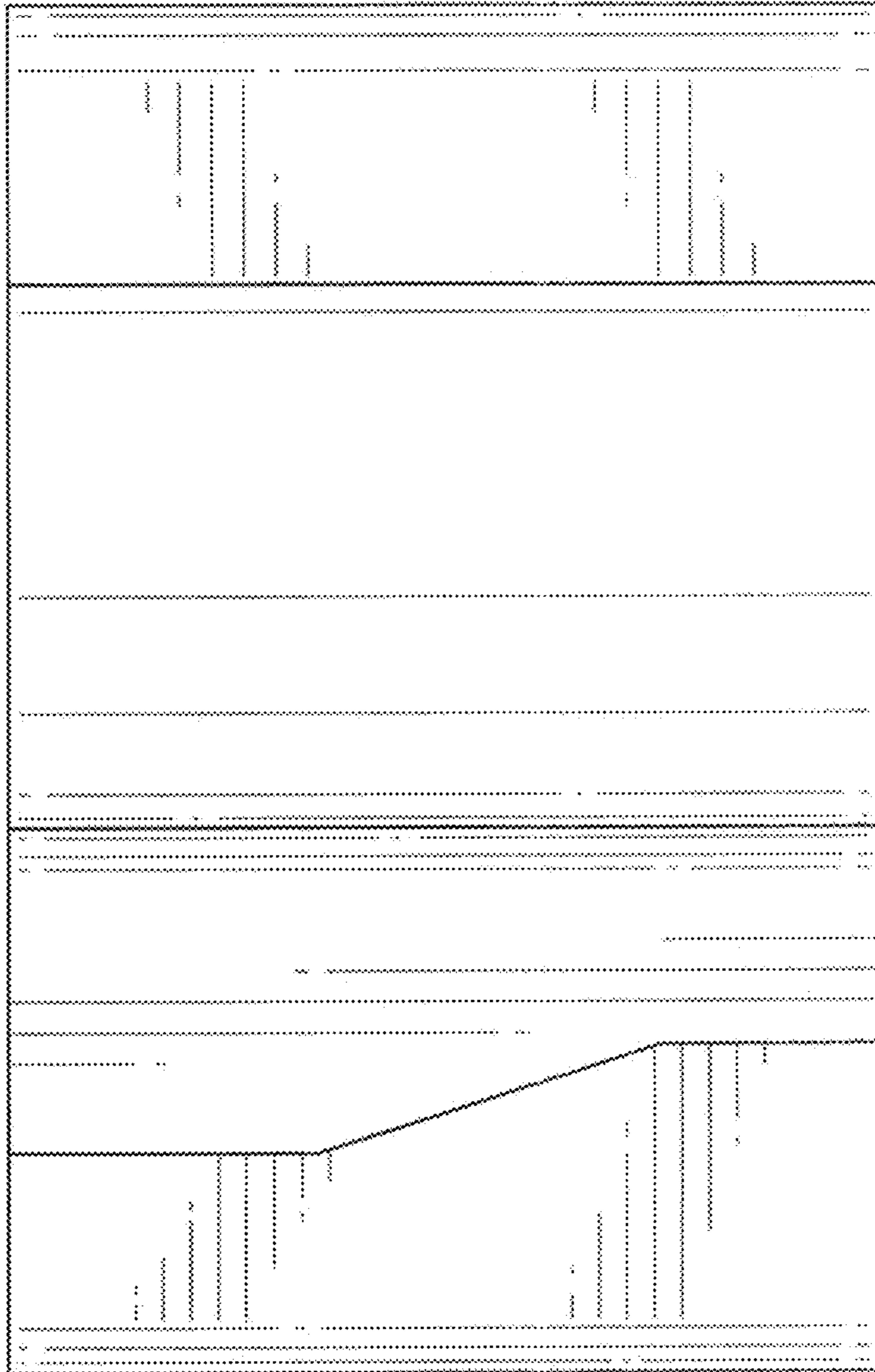


FIG. 6




FIG. 7




FIG. 8