



US00D908880S

(12) **United States Design Patent** (10) **Patent No.:** **US D908,880 S**  
**Termanini et al.** (45) **Date of Patent:** **\*\* \*Jan. 26, 2021**

- (54) **REVISION STEM AND CUP** 6,652,591 B2 \* 11/2003 Serbousek ..... A61F 2/30771  
623/23.15
- (71) Applicant: **JOINT INNOVATION** D528,209 S \* 9/2006 Vallings ..... D24/155  
**TECHNOLOGY, LLC.**, Boca Raton, FL (US) 7,374,576 B1 \* 5/2008 Ries ..... A61F 2/36  
623/23.21
- (72) Inventors: **Zafer Termanini**, Port Saint Lucie, FL D615,204 S \* 5/2010 Michelinakis ..... D24/155  
(US); **George A. Diamantoni**, Boca Raton, FL (US); **Brian Vanhiel**, 8,409,295 B2 \* 4/2013 Geller ..... A61F 2/36  
Smyrna, GA (US); **Taylor Davis**, 623/22.42  
Atlanta, GA (US) 8,906,108 B2 \* 12/2014 Armacost ..... A61F 2/3662  
623/23.23
- (73) Assignee: **JOINT INNOVATION** D757,269 S \* 5/2016 Prybyla ..... A61F 2/34  
**TECHNOLOGY, LLC.**, Boca Raton, FL (US) 2008/0039950 A1 \* 2/2008 Splieth ..... A61F 2/4684  
623/22.12  
2008/0255675 A1 \* 10/2008 Sidebotham ..... A61L 27/06  
623/23.34

(\*) Notice: This patent is subject to a terminal disclaimer.

\* cited by examiner

(\*\*) Term: **15 Years**

Primary Examiner — Charles D Hanson

(74) Attorney, Agent, or Firm — Norris McLaughlin, PA

(21) Appl. No.: **29/626,234**

(22) Filed: **Nov. 15, 2017**

(57) **CLAIM**

(51) **LOC (13) Cl.** ..... **24-03**

The ornamental design for a revision stem and cup, as shown and described.

(52) **U.S. Cl.**

USPC ..... **D24/155**

(58) **Field of Classification Search**

USPC ..... D24/155

CPC ..... A61F 2/36; A61F 2/3662; A61F 2/30767;  
A61F 2/34; A61F 2002/3631; A61F  
2002/30332; A61F 2002/365; A61F  
2002/30507; A61F 2310/00029

See application file for complete search history.

**DESCRIPTION**

FIG. 1 is a front perspective view of a first embodiment of a revision stem and cup;

FIG. 2 is a first side elevational view thereof;

FIG. 3 is a second side elevational view thereof;

FIG. 4 is a rear side elevational view thereof;

FIG. 5 is a front side elevational view thereof;

FIG. 6 is a top plan view thereof; and,

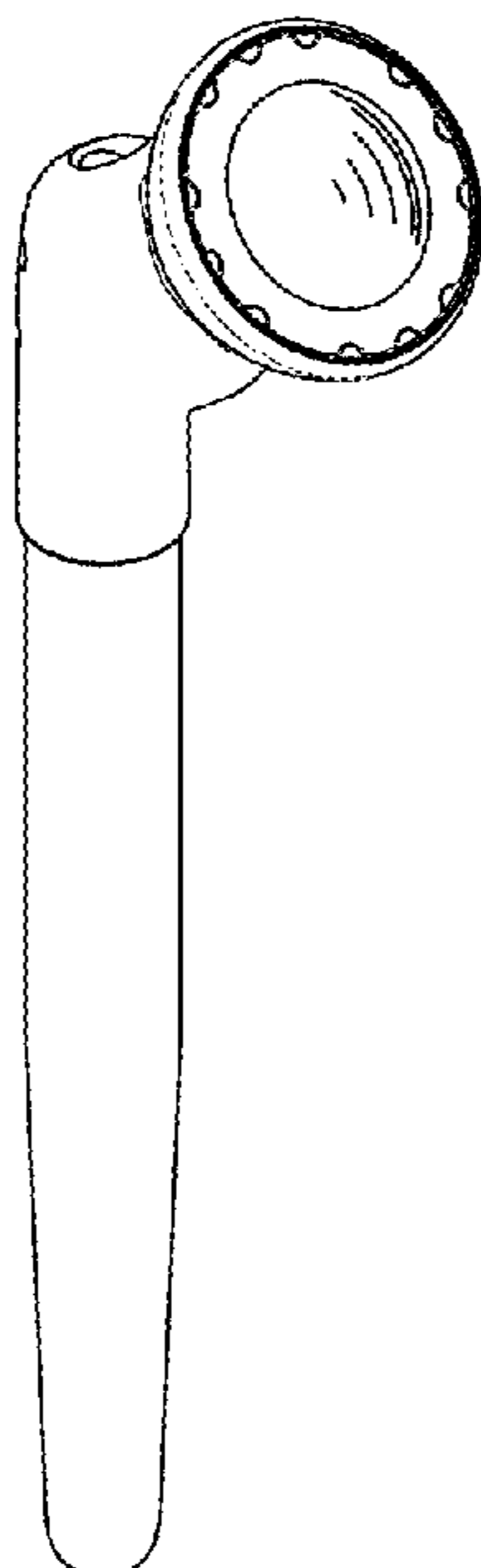
FIG. 7 is a bottom plan view thereof.

(56) **References Cited**

**U.S. PATENT DOCUMENTS**

- D339,634 S \* 9/1993 Hori ..... D24/155
- 6,514,288 B2 \* 2/2003 Meulink ..... A61F 2/30767  
623/23.3

**1 Claim, 7 Drawing Sheets**



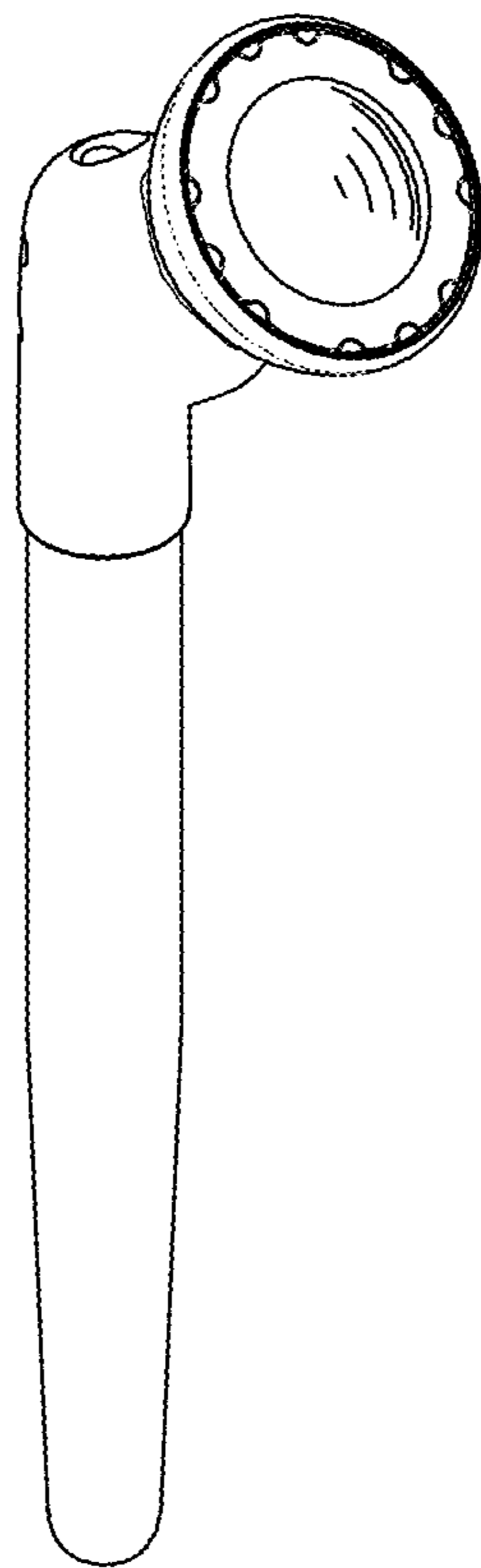


FIG. 1




FIG. 2




FIG. 3

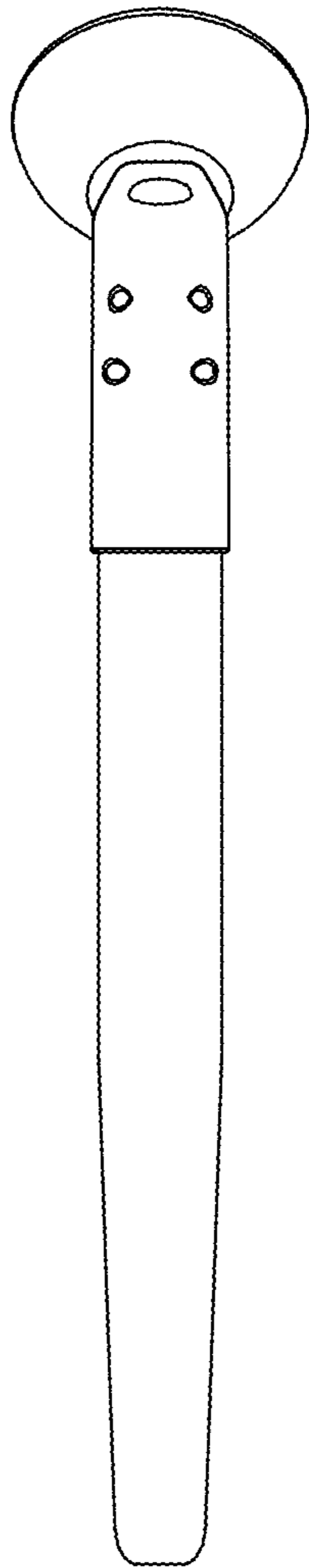


FIG. 4

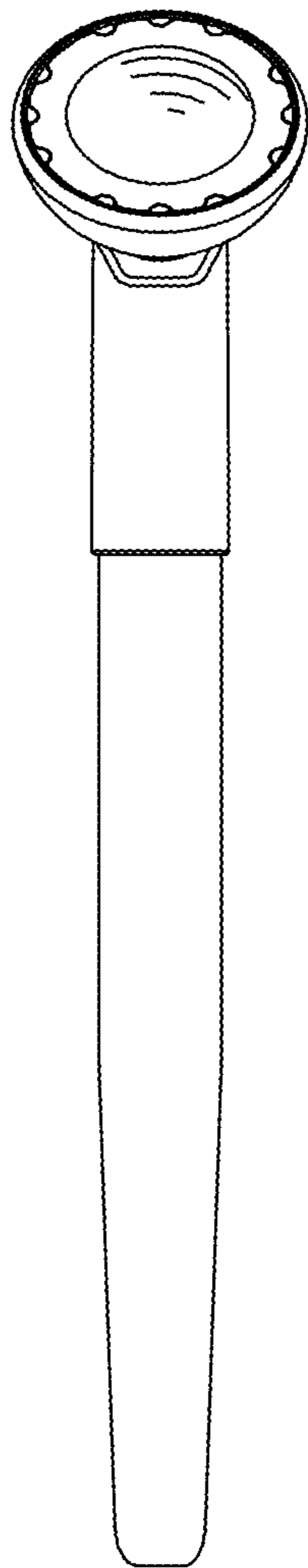


FIG. 5

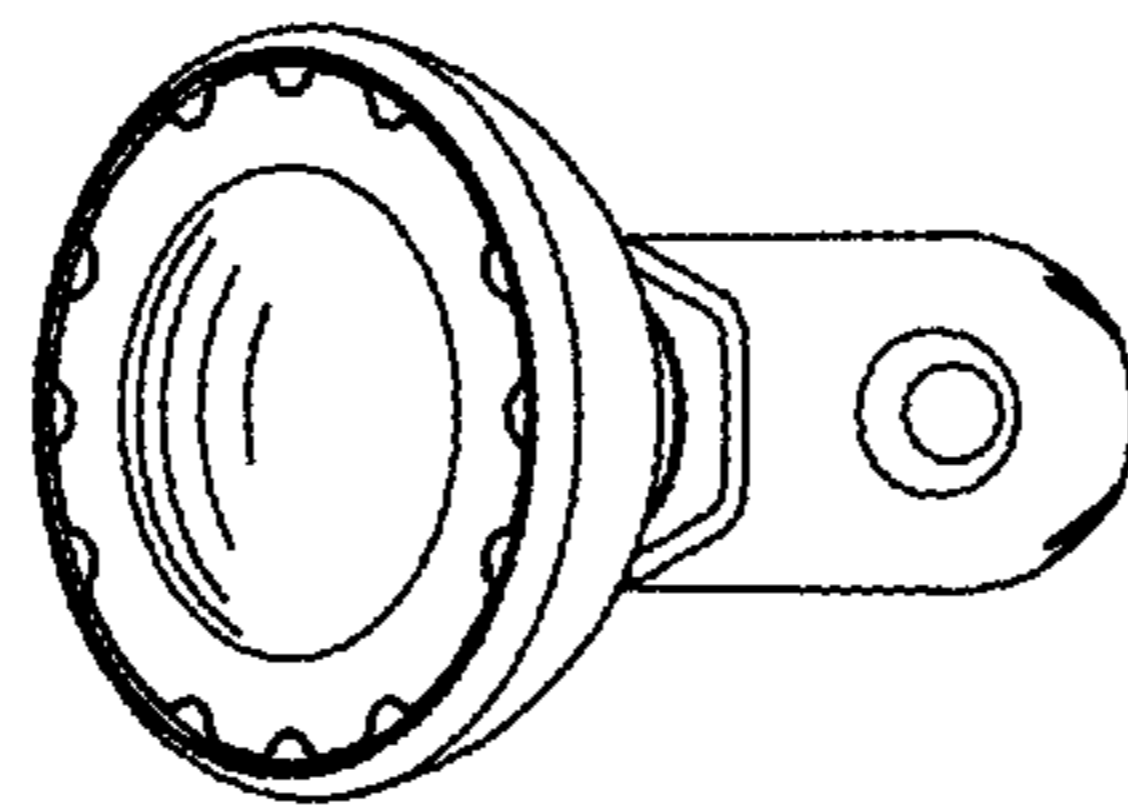


FIG. 6

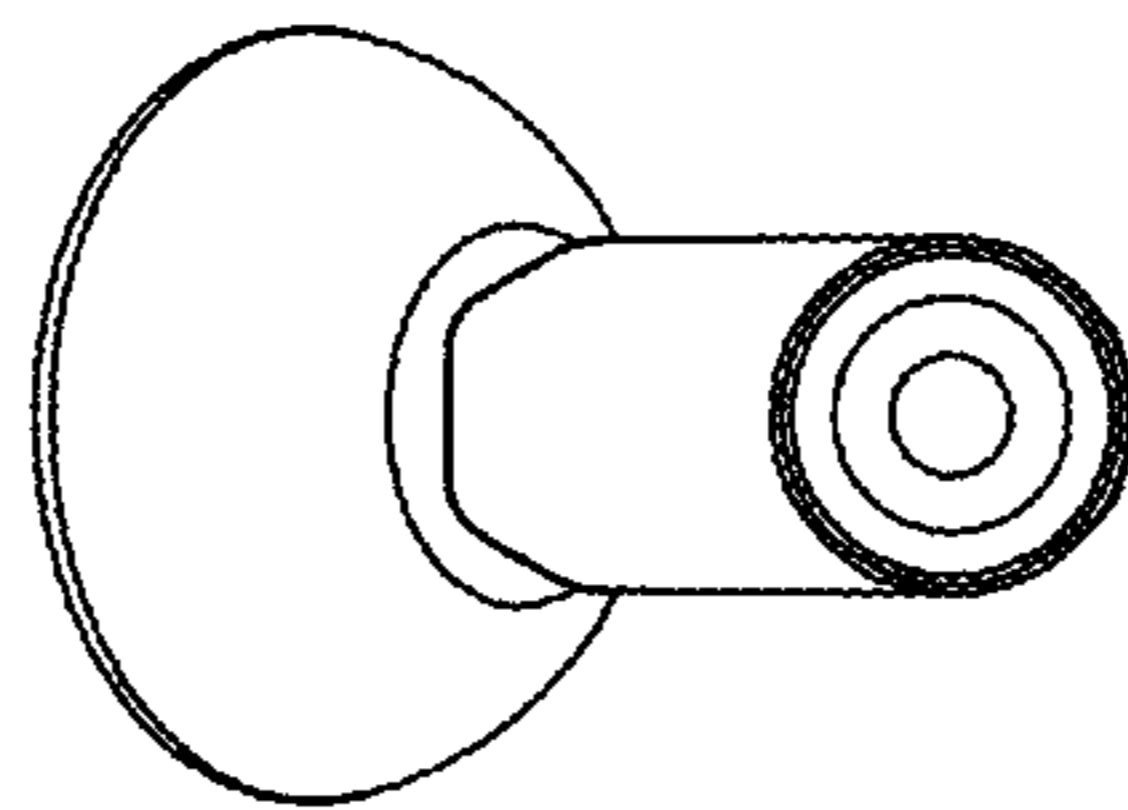


FIG. 7