



US00D908863S

(12) **United States Design Patent** (10) **Patent No.:** **US D908,863 S**
Kolenda et al. (45) **Date of Patent:** **** Jan. 26, 2021**

(54) **PUMP ASSEMBLY**

(71) Applicant: **VERILY LIFE SCIENCES LLC**,
South San Francisco, CA (US)

(72) Inventors: **Milan Kolenda**, Kriens (CH); **Wilfried Schild**, Liebefeld (CH)

(73) Assignee: **VERILY LIFE SCIENCES LLC**,
South San Francisco, CA (US)

(**) Term: **15 Years**

(21) Appl. No.: **29/695,561**

(22) Filed: **Jun. 20, 2019**

Related U.S. Application Data

(63) Continuation of application No. 29/681,013, filed on Feb. 21, 2019.

(51) **LOC (13) Cl.** **24-02**

(52) **U.S. Cl.**
USPC **D24/111; D24/113**

(58) **Field of Classification Search**
USPC D24/107, 108, 110, 111, 127, 186;
D15/7-9; D23/210, 225, 231, 232;
D13/103

CPC A61M 1/0066; A61M 1/0068; A61M 1/10;
A61M 1/101; A61M 5/00; A61M 5/14;
A61M 5/142; A61M 5/16089; B29C
73/00; F04B 53/00; E03B 5/00; B25B
21/02; B60S 5/04; B60S 5/046

See application file for complete search history.

(56) **References Cited**

U.S. PATENT DOCUMENTS

D247,436 S * 3/1978 Willinger D15/8
4,552,561 A * 11/1985 Eckenhoff A61M 5/14248
424/449

D306,449 S * 3/1990 Shannon D15/8
D339,356 S * 9/1993 Tsai D15/8

D371,424 S * 7/1996 Tigert D23/210
D426,243 S * 6/2000 Wang D15/8
D470,865 S * 2/2003 Wang D15/9
D471,209 S * 3/2003 Wang D15/9
D480,093 S * 9/2003 Attolini D15/9
D578,551 S * 10/2008 Bonzer D15/9
D589,533 S * 3/2009 Anderson D15/8
D598,472 S * 8/2009 Anderson D15/7
D600,341 S * 9/2009 Loerwald D24/108
D605,666 S * 12/2009 Moser D15/9
D612,484 S * 3/2010 Yodfat D24/111

(Continued)

OTHER PUBLICATIONS

Sensile, Patch Pump—Large Volume Injector, (site visited Aug. 25, 2020), Sensile-medical.com, URL:<<https://www.sensile-medical.com/solutions.html>> (Year: 2020).*

Primary Examiner — Sheryl Lane

Assistant Examiner — Mark T. Philipps

(74) *Attorney, Agent, or Firm* — Haynes and Boone, LLP

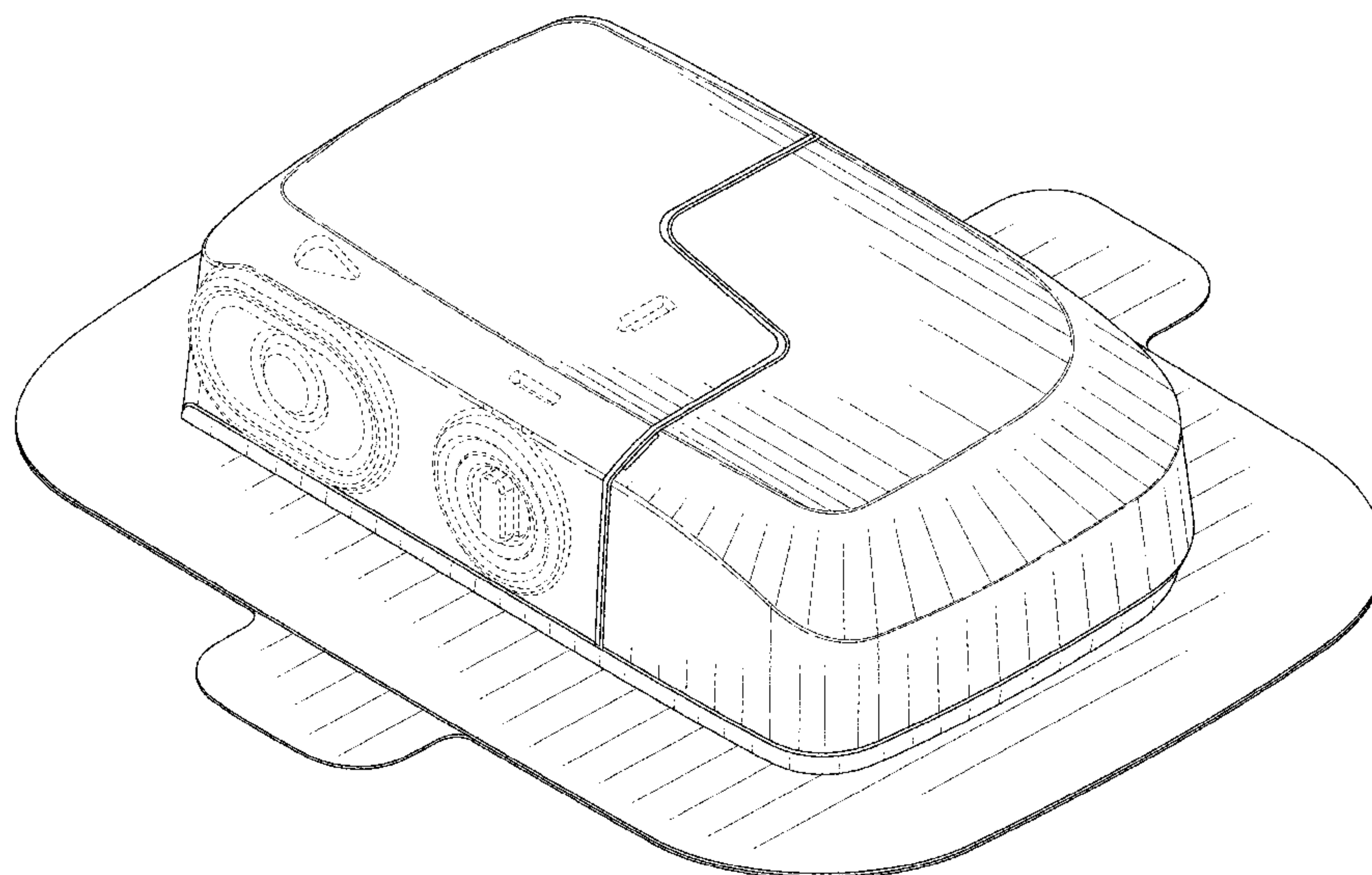
(57) **CLAIM**

The ornamental design for a pump assembly, as shown and described.

DESCRIPTION

FIG. 1 is a front perspective view of a pump assembly showing our new design;
FIG. 2 is a front view of the pump assembly;
FIG. 3 is a rear view of the pump assembly;
FIG. 4 is a right side view of the pump assembly;
FIG. 5 is a left side view of the pump assembly;
FIG. 6 is a top view of the pump assembly;
FIG. 7 is a bottom view of the pump assembly; and,
FIG. 8 is a rear perspective view of the pump assembly.
The broken lines show portions of the pump subassembly that are included for the purpose of illustrating portions of the article and form no part of the claimed design.

1 Claim, 6 Drawing Sheets



(56)

References Cited

U.S. PATENT DOCUMENTS

D617,344 S * 6/2010 Wang D15/8
D635,587 S * 4/2011 Schleef D15/7
D657,801 S * 4/2012 Eckhardt D15/9
D658,208 S * 4/2012 Moser, III D15/9
D662,950 S * 7/2012 Lu D15/9
D687,074 S * 7/2013 Barack D15/7
D696,393 S * 12/2013 Lu D24/110
D745,137 S * 12/2015 Pipe D24/108
D768,288 S * 10/2016 O'Connor D24/111
D776,253 S * 1/2017 Li D24/108
D792,473 S * 7/2017 Imsand D15/7
D794,770 S * 8/2017 Wu D24/108
D797,275 S * 9/2017 Evans D24/108
D812,760 S * 3/2018 Herman D24/186
D814,262 S * 4/2018 Khubani D8/68
D830,417 S * 10/2018 Sekula D15/7
D833,385 S * 11/2018 Inskeep D13/107
D838,747 S * 1/2019 Gan D15/7
D839,924 S * 2/2019 Tuang D15/9
D842,996 S * 3/2019 Frick D24/169
D856,506 S * 8/2019 Wu D24/108
D879,155 S * 3/2020 Liu D15/7
D886,986 S * 6/2020 Clemente D24/111
D890,914 S * 7/2020 Ghodsi D24/108
2015/0337825 A1 * 11/2015 Chou F04B 39/14
417/415
2017/0136178 A1 * 5/2017 Kamen A61M 5/14244

* cited by examiner

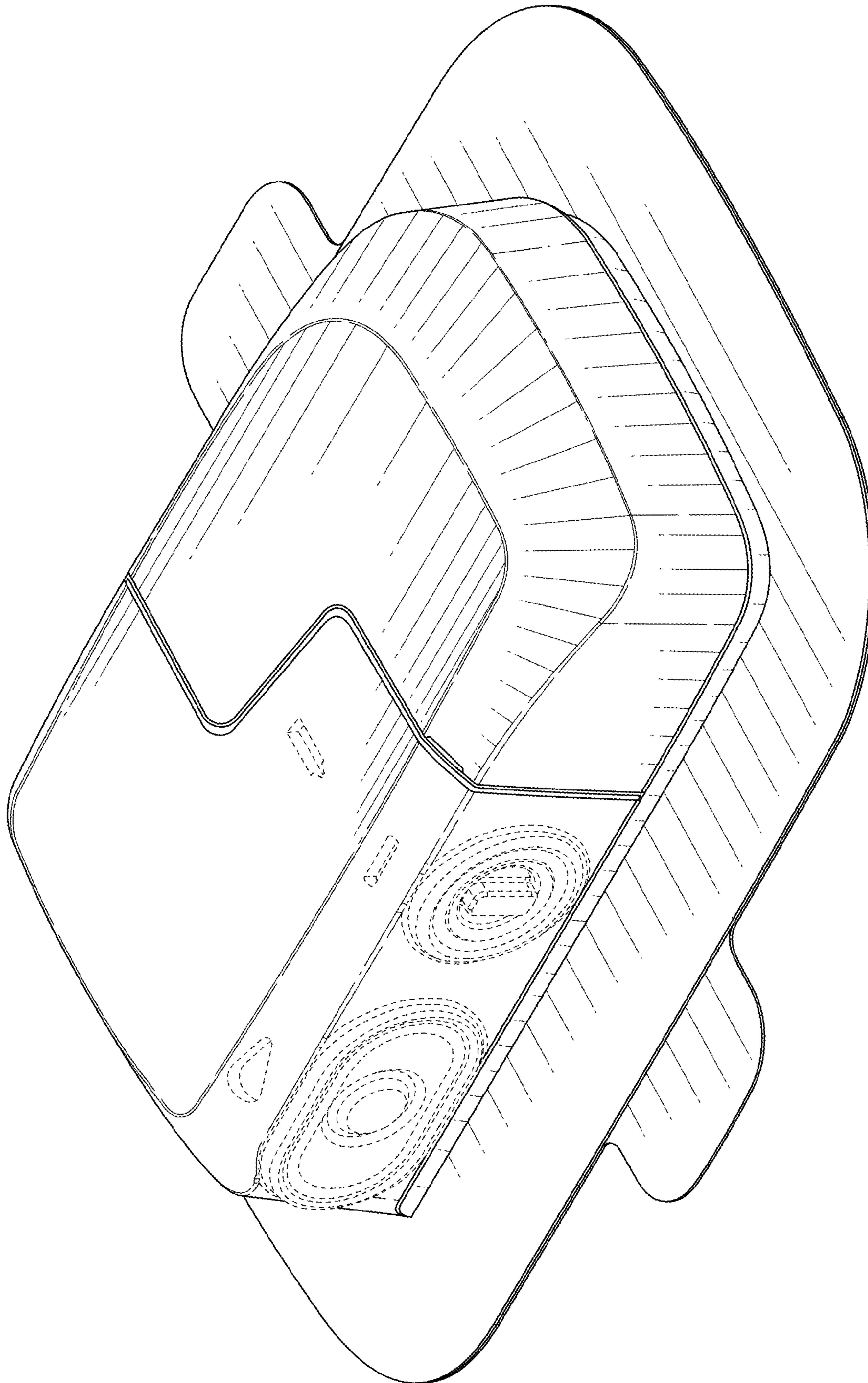


FIG. 1

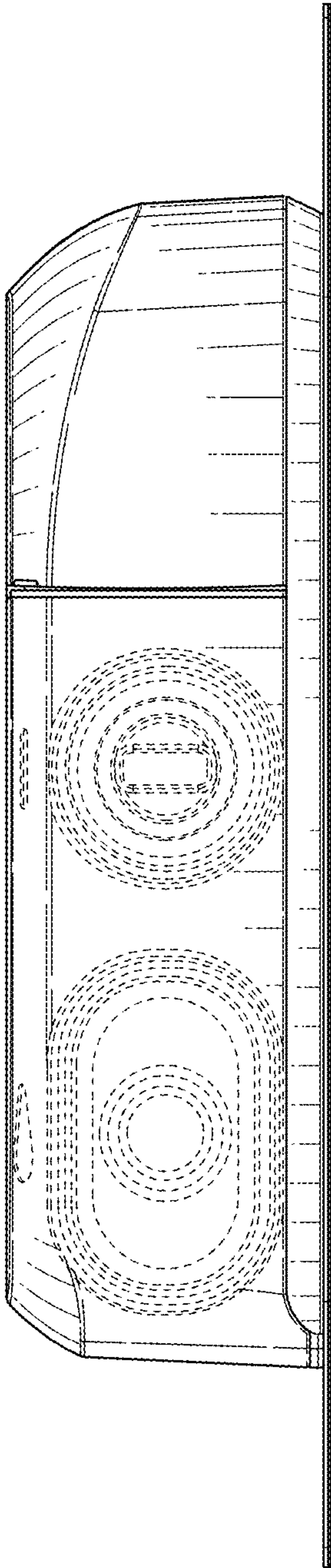


FIG. 2

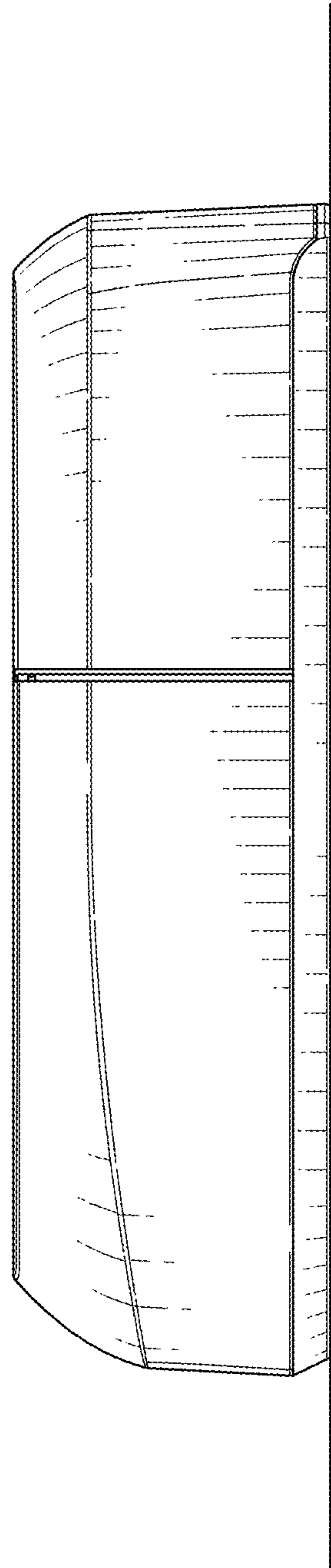


FIG. 3

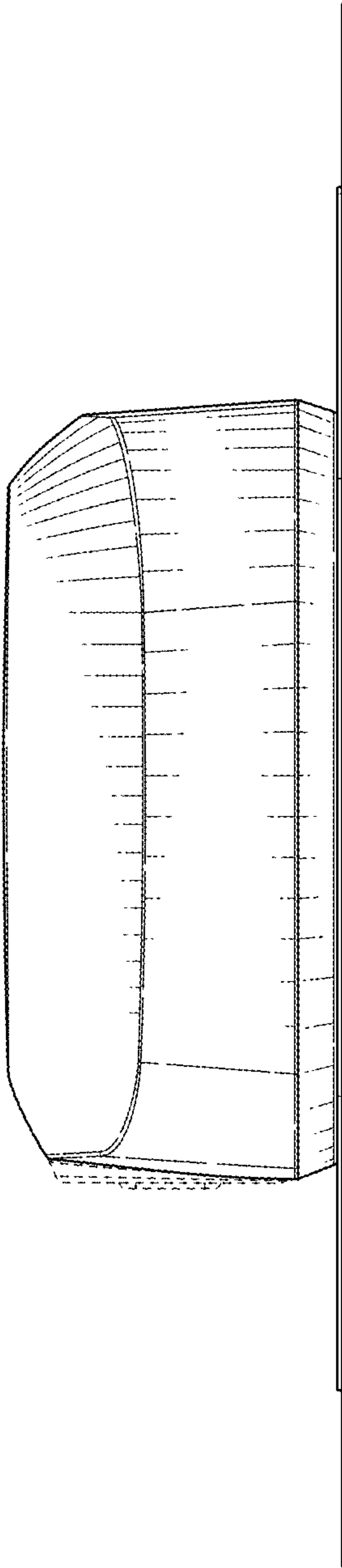


FIG. 4

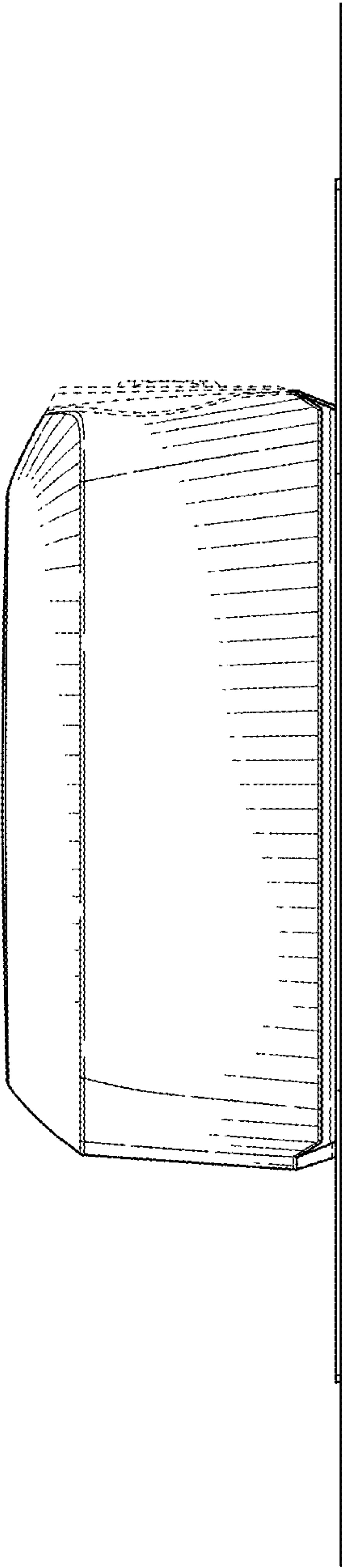


FIG. 5

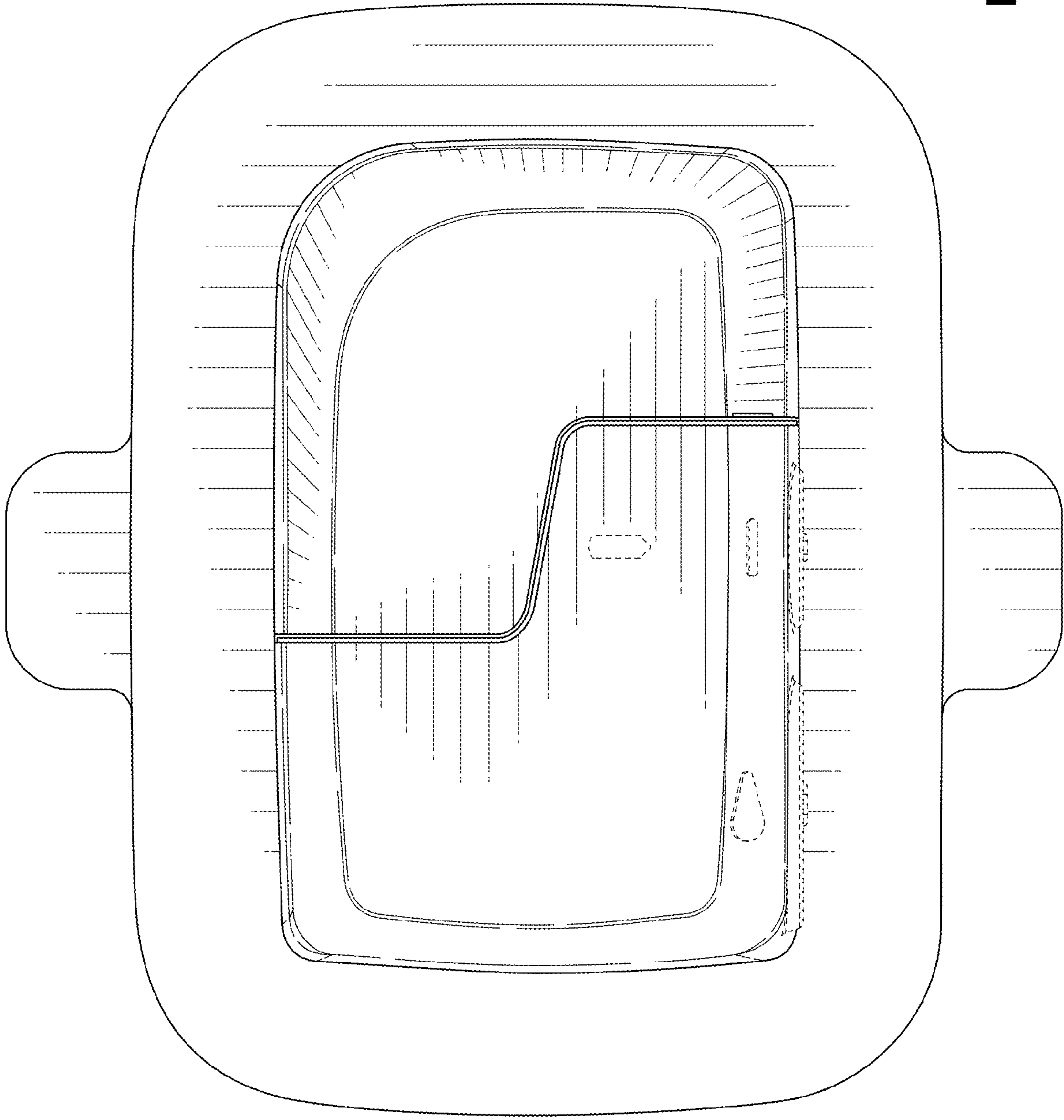


FIG. 6




FIG. 7

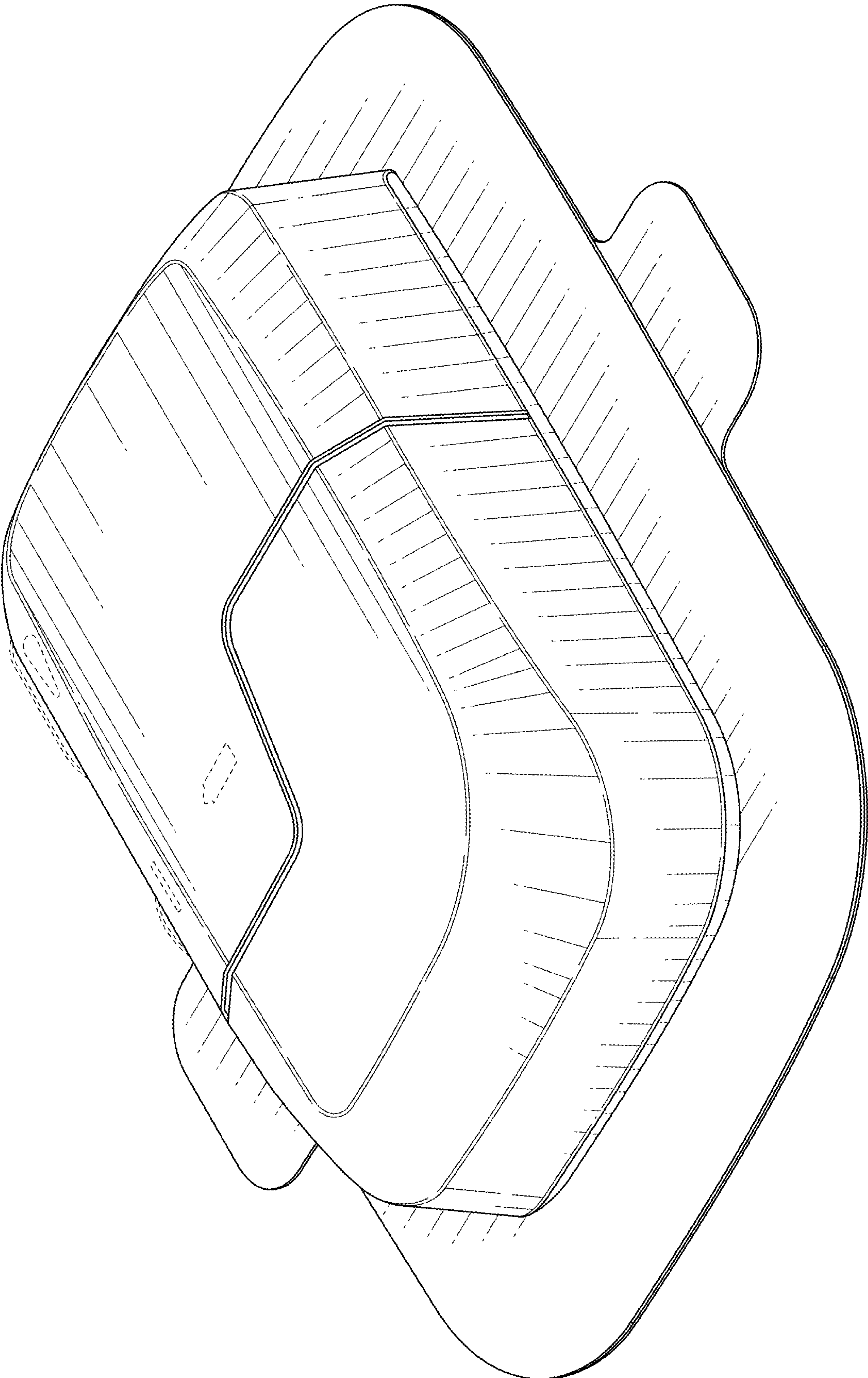


FIG. 8