



US00D908855S

(12) **United States Design Patent** (10) **Patent No.:** **US D908,855 S**  
**Ediger et al.** (45) **Date of Patent:** **\*\* \*Jan. 26, 2021**

(54) **AIR CLEANER**

(56) **References Cited**

(71) Applicant: **Vornado Air, LLC**, Andover, KS (US)

U.S. PATENT DOCUMENTS

(72) Inventors: **Glen W. Ediger**, North Newton, KS (US); **Brian M. Cartwright**, Wichita, KS (US); **Gregory Pease**, Andover, KS (US)

D639,413 S *	6/2011	Wu	.....	D23/364
D653,744 S *	2/2012	Li	.....	D23/366
D726,766 S *	4/2015	Goodner	.....	D14/188
D728,089 S *	4/2015	Crisa'	.....	D23/366
D755,359 S *	5/2016	Rentschler	.....	D23/355
D755,942 S *	5/2016	Kim	.....	D23/364
D782,019 S *	3/2017	Kim	.....	D23/364
D804,001 S *	11/2017	Cartwright	.....	D23/355
D833,591 S *	11/2018	Zhu	.....	D23/332
D834,165 S *	11/2018	Maeng	.....	D23/364
D835,765 S *	12/2018	Chen	.....	D23/364
D837,355 S *	1/2019	Gunnefur	.....	D23/364
D852,344 S *	6/2019	Hua	.....	D23/364

(73) Assignee: **Vornado Air, LLC**, Andover, KS (US)

(\*) Notice: This patent is subject to a terminal disclaimer.

(\*\*) Term: **15 Years**

\* cited by examiner

(21) Appl. No.: **29/665,198**

*Primary Examiner* — David G Muller

(22) Filed: **Oct. 1, 2018**

(57) **CLAIM**

(51) **LOC (13) Cl.** ..... **23-04**

The ornamental design for an air cleaner, as shown and described.

(52) **U.S. Cl.**

**DESCRIPTION**

USPC ..... **D23/364**

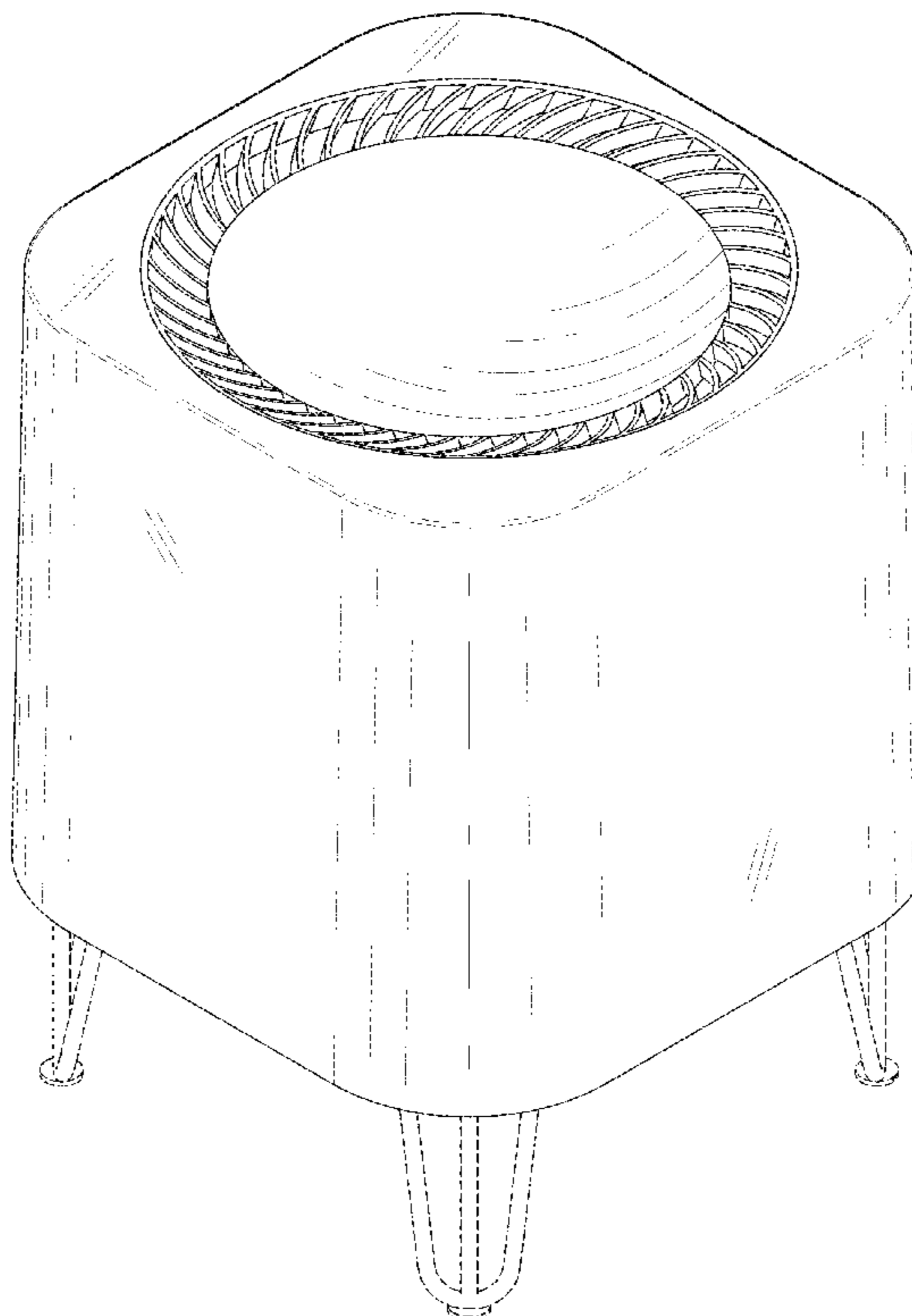
(58) **Field of Classification Search**

USPC ..... D23/355-366, 352, 369, 332, 333, 335, D23/336, 342, 351; 422/120, 122; 55/356, 473, 504; 96/97; 261/DIG. 17, 261/DIG. 65, DIG. 88, DIG. 31  
CPC .. A61L 9/16; A61L 9/22; B01D 47/00; B01D 47/027; B01D 2221/02; B01D 2259/4508; B03C 3/155; B03C 3/368; F24F 3/16; F24F 13/20; F24F 13/28

FIG. 1 is a left, front, top perspective view of an air cleaner in accordance with the present invention; FIG. 2 is a front elevation view thereof, the left, right and back sides of the air cleaner are mirror images of the front side; FIG. 3 is a top plan view thereof; and, FIG. 4 is a bottom plan view thereof. The broken lines represent portions of the structure that form no part of the claim.

See application file for complete search history.

**1 Claim, 4 Drawing Sheets**



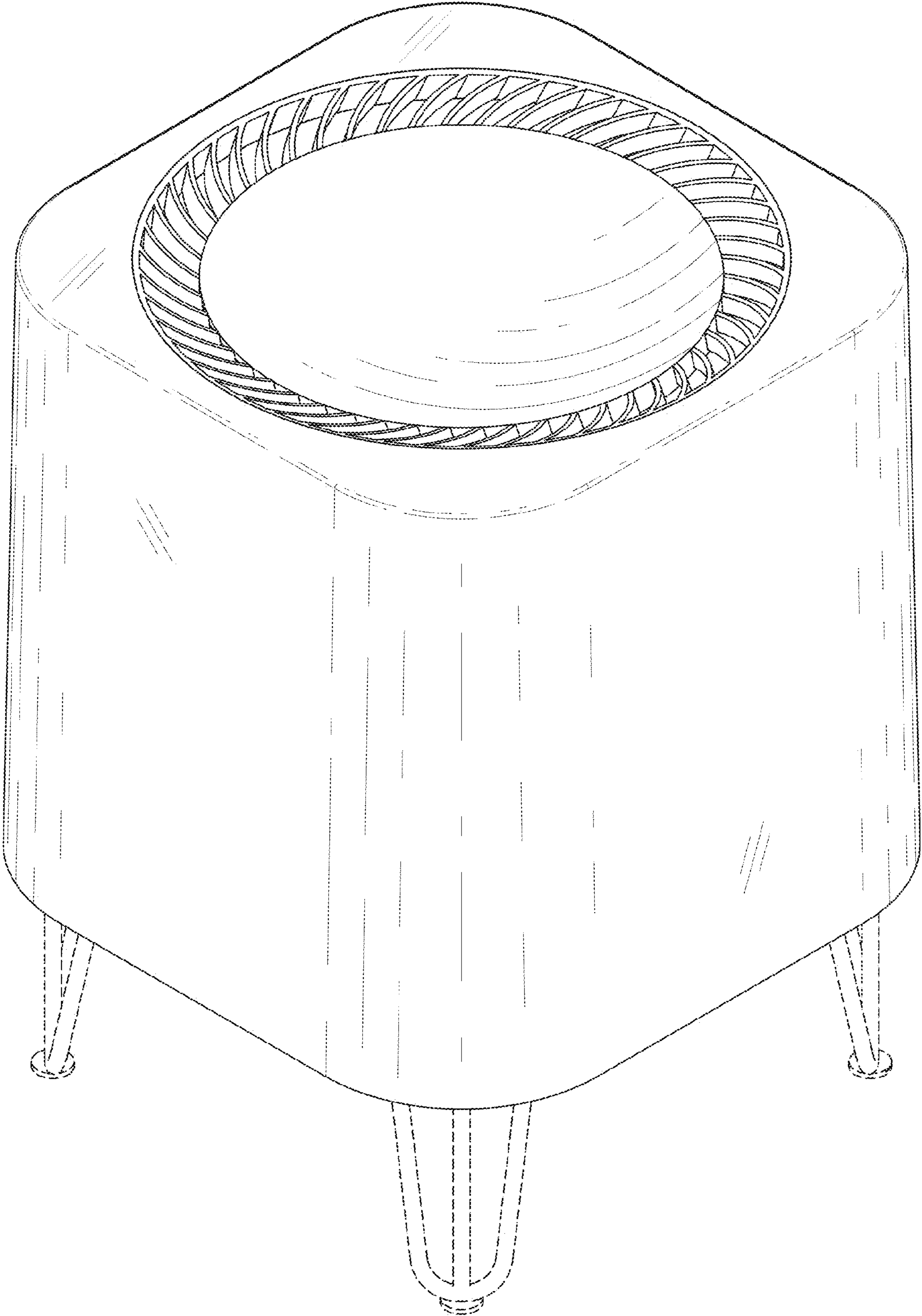


FIG. 1

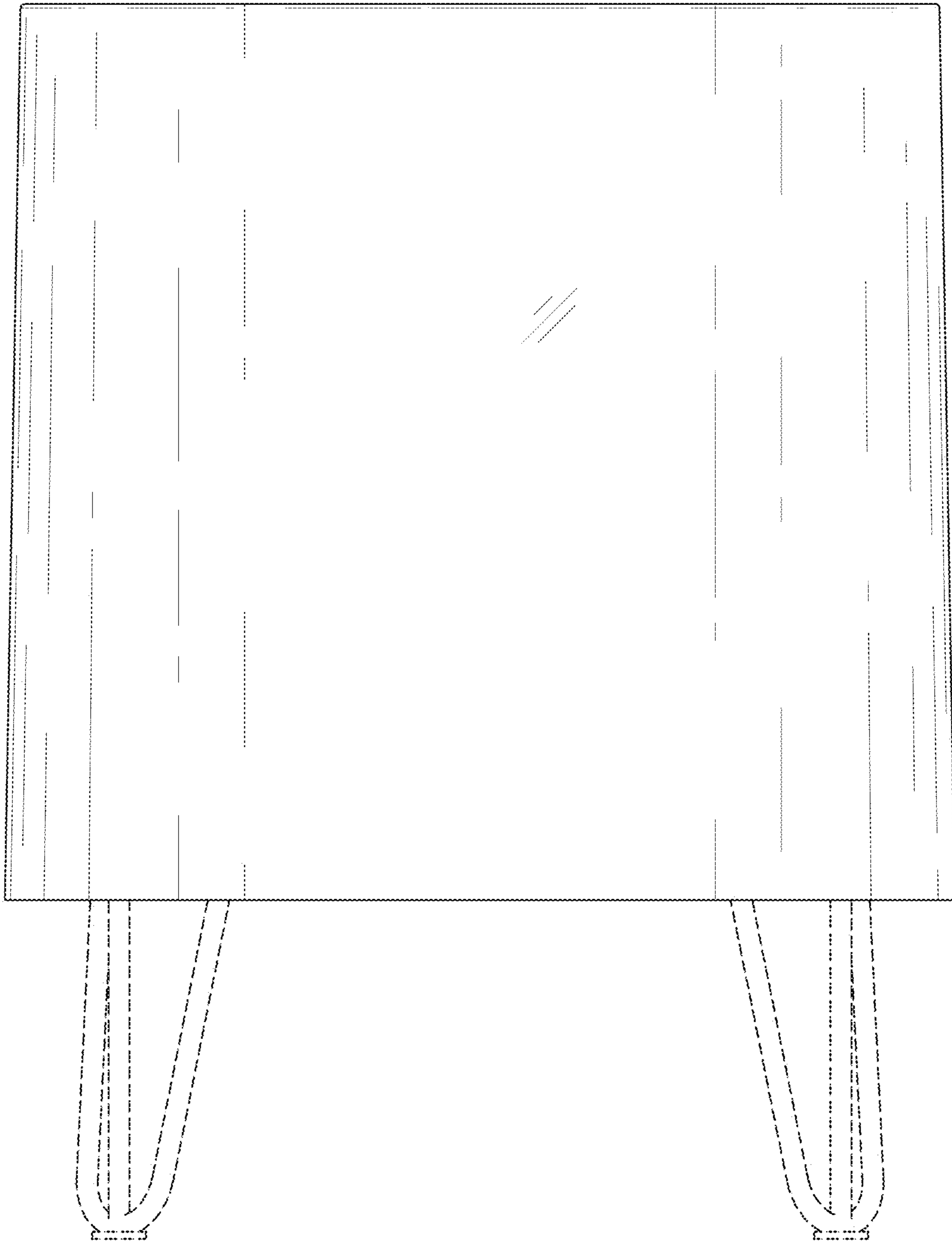


FIG. 2

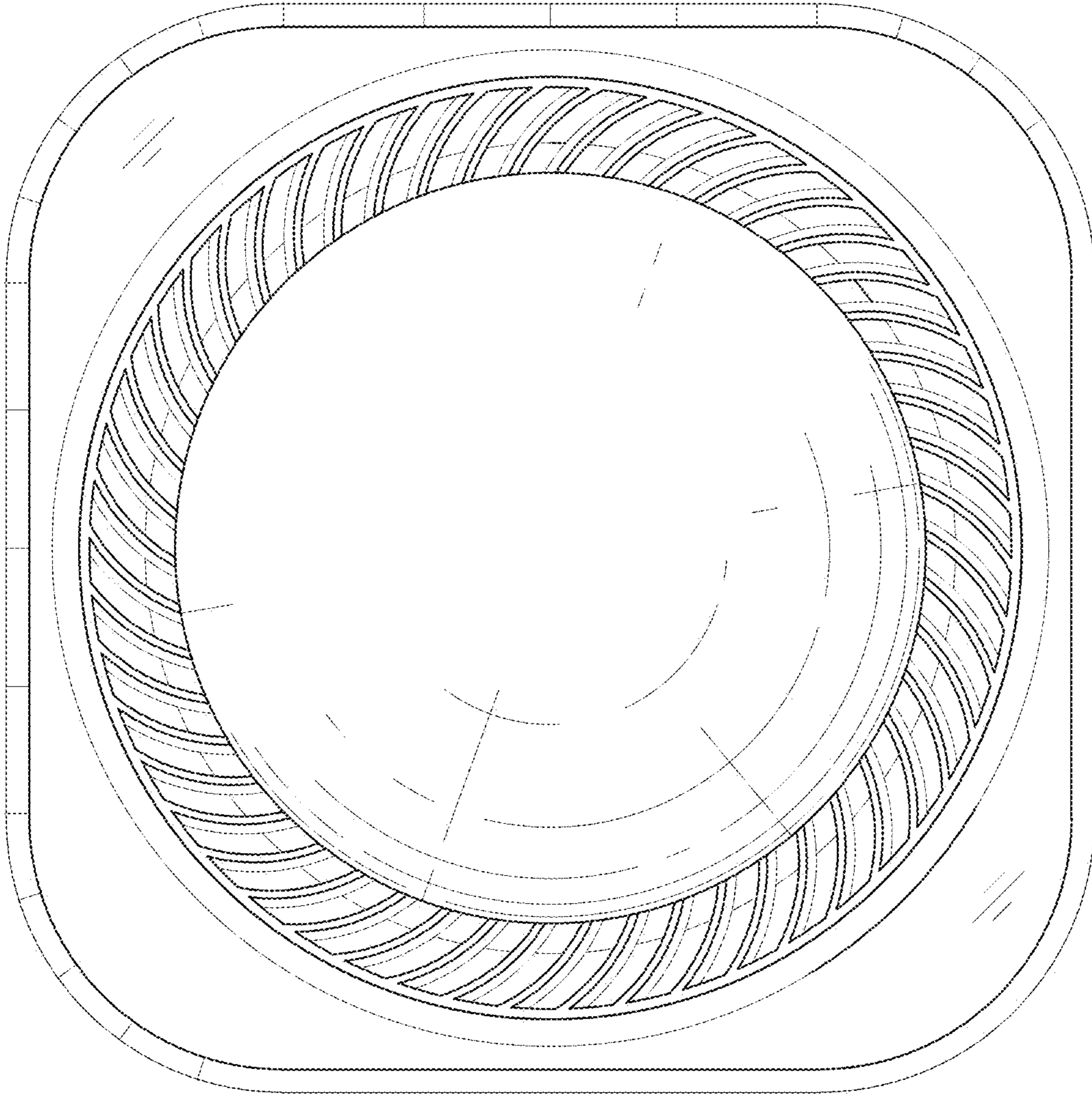


FIG. 3



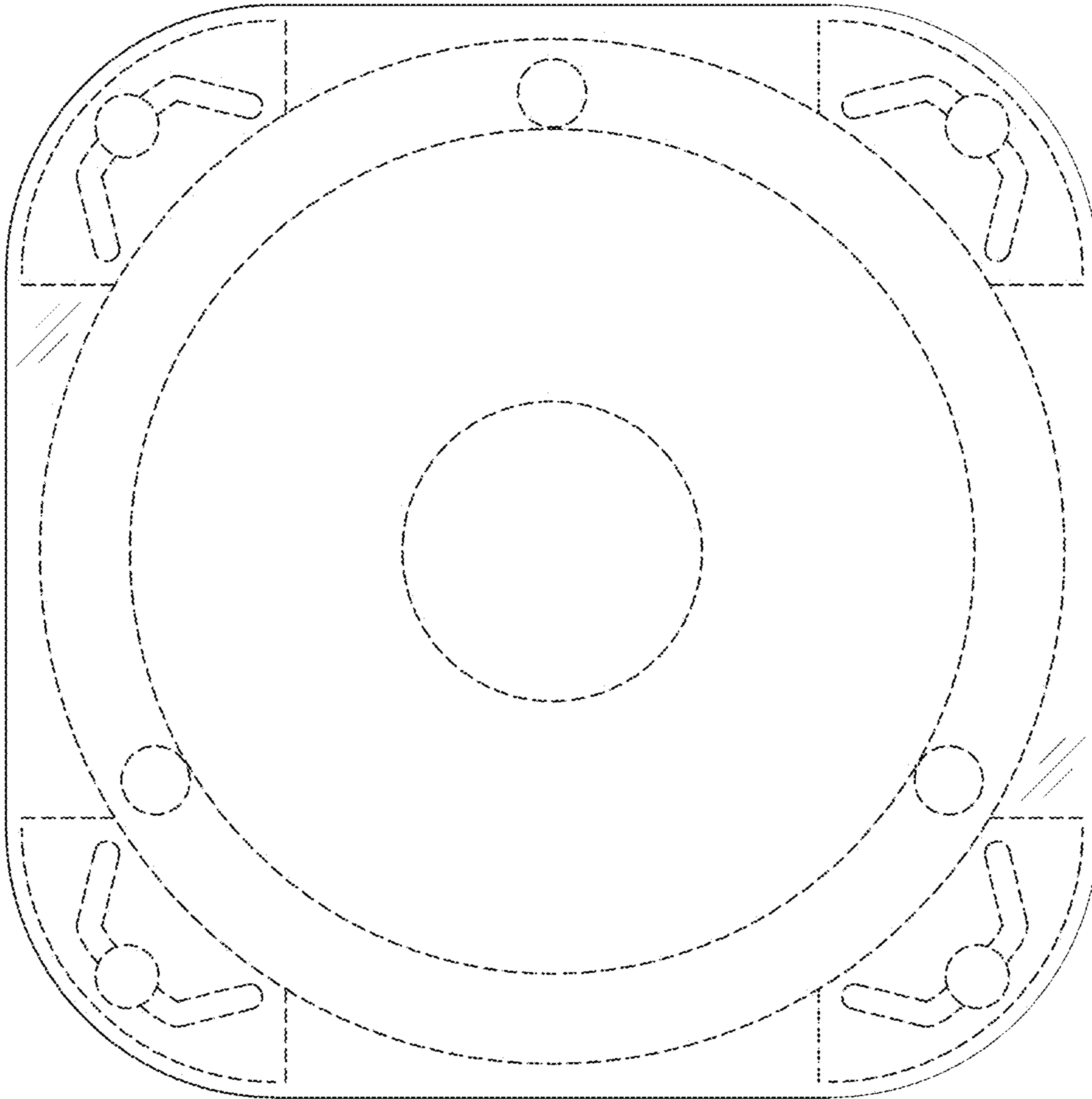


FIG. 4