



US00D908843S

(12) **United States Design Patent** (10) **Patent No.:** **US D908,843 S**
Zhang et al. (45) **Date of Patent:** **** Jan. 26, 2021**

(54) **FAUCET HANDLE**

(71) Applicant: **Spectrum Brands, Inc.**, Middleton, WI (US)

(72) Inventors: **Tony Zhang**, Xiamen (CN); **David Downey**, Mission Viejo, CA (US)

(73) Assignee: **Spectrum Brands, Inc.**, Middleton, WI (US)

(**) Term: **15 Years**

(21) Appl. No.: **29/737,736**

(22) Filed: **Jun. 11, 2020**

Related U.S. Application Data

(62) Division of application No. 29/657,329, filed on Jul. 20, 2018, now Pat. No. Des. 896,348.

(51) **LOC (13) Cl.** **23-01**

(52) **U.S. Cl.**
USPC **D23/252**

(58) **Field of Classification Search**
USPC D23/238, 241–243, 249–250, 252, D23/254–255, 257; D8/307–308
CPC Y10T 137/9464; Y10T 137/6014; Y10T 137/6017

See application file for complete search history.

(56) **References Cited**

U.S. PATENT DOCUMENTS

D625,391 S	10/2010	Soriano
D642,661 S	8/2011	Corbett
D681,167 S	4/2013	Romero et al.
D723,661 S	3/2015	Zhang
9,057,184 B2	6/2015	Meehan et al.
D746,413 S	12/2015	Lanna
9,249,898 B2	2/2016	Bares et al.
D812,723 S	3/2018	Georgeson

Primary Examiner — Robert A Delehanty

(74) *Attorney, Agent, or Firm* — Banner & Witcoff, Ltd.

(57) **CLAIM**

The ornamental design for a faucet handle, as shown and described.

DESCRIPTION

FIG. 1 is a front perspective view of a faucet handle showing our new design;

FIG. 2 is a front view thereof;

FIG. 3 is a rear view thereof;

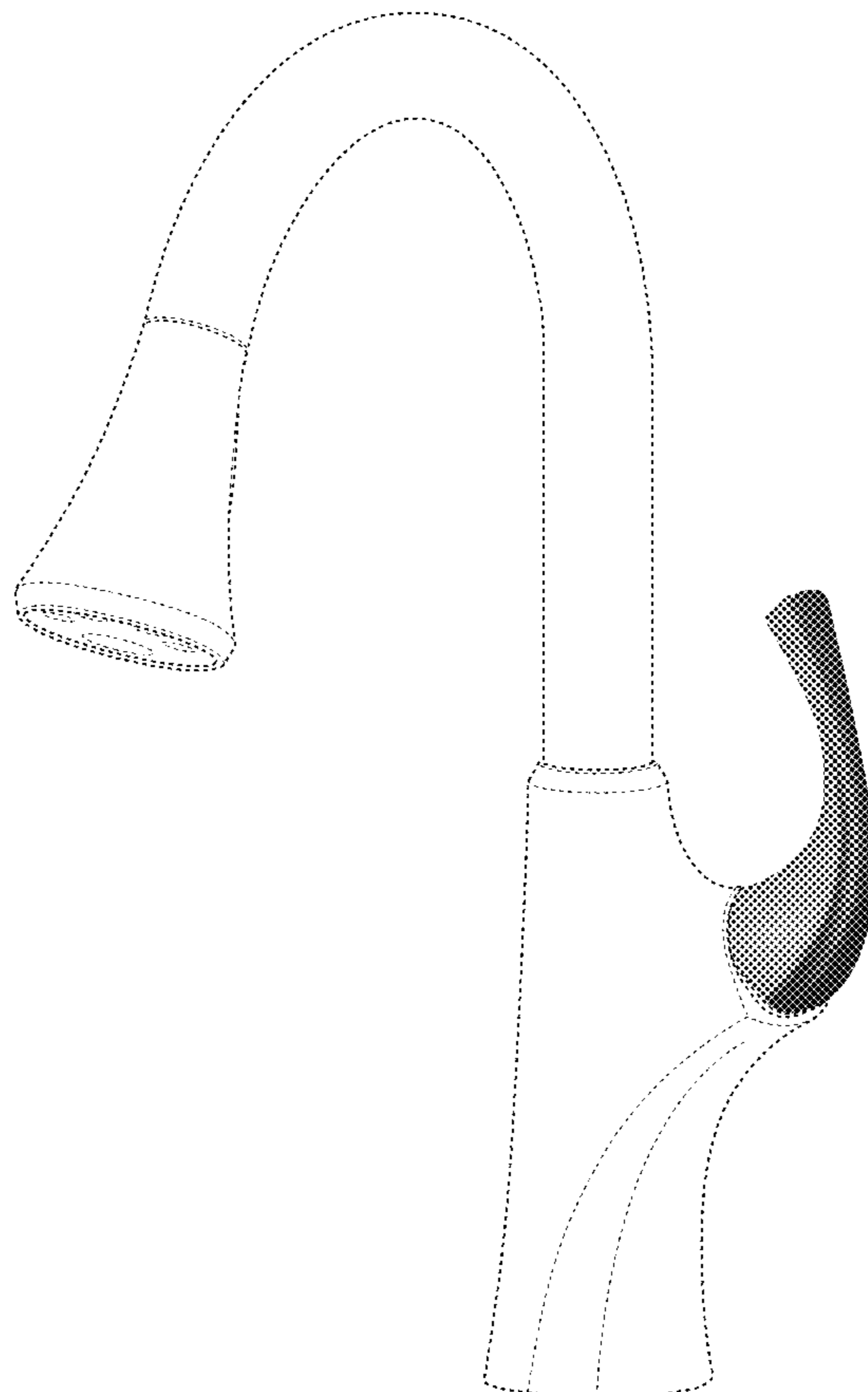
FIG. 4 is a right side view thereof;

FIG. 5 is a top view thereof; and,

FIG. 6 is a bottom view thereof.

The broken lines depicting the remainder of the faucet show features that form no part of the claimed design.

1 Claim, 6 Drawing Sheets



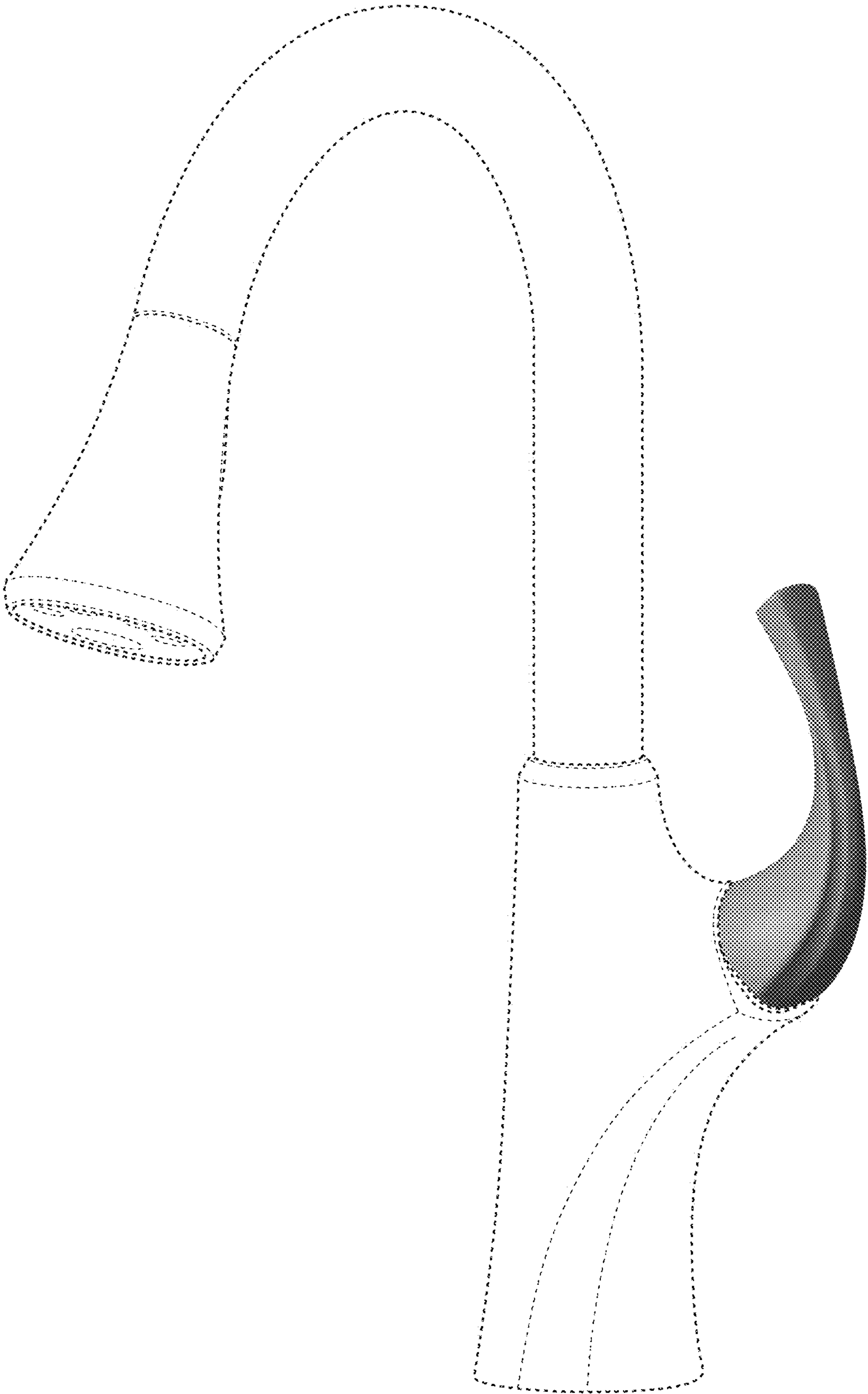


FIG. 1

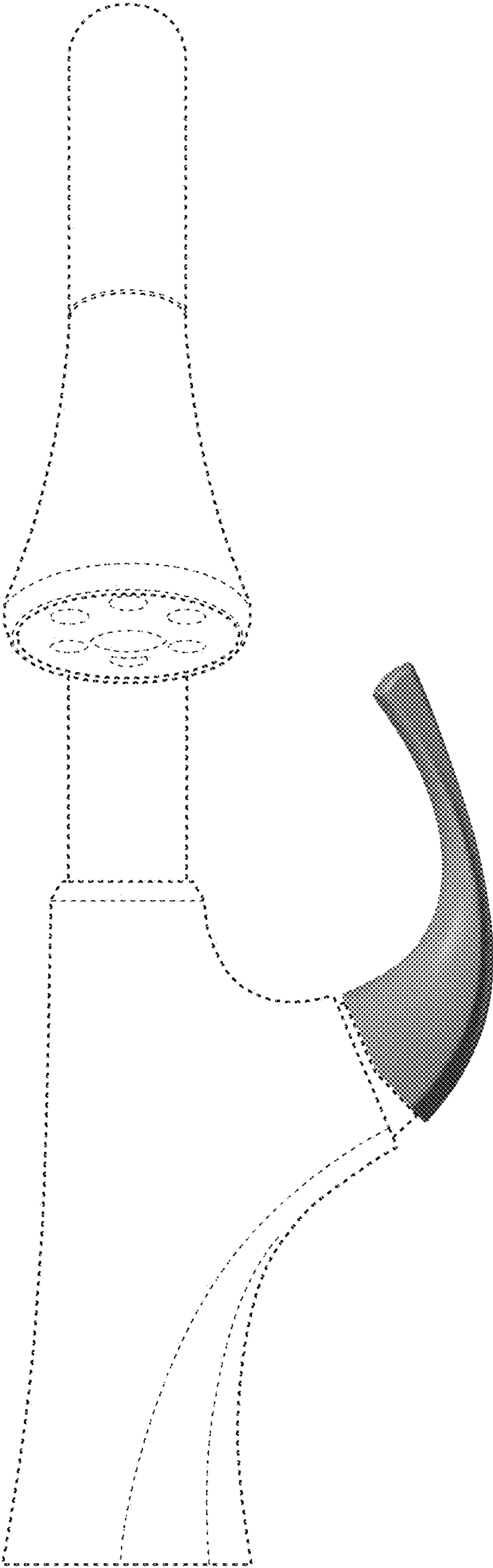


FIG. 2

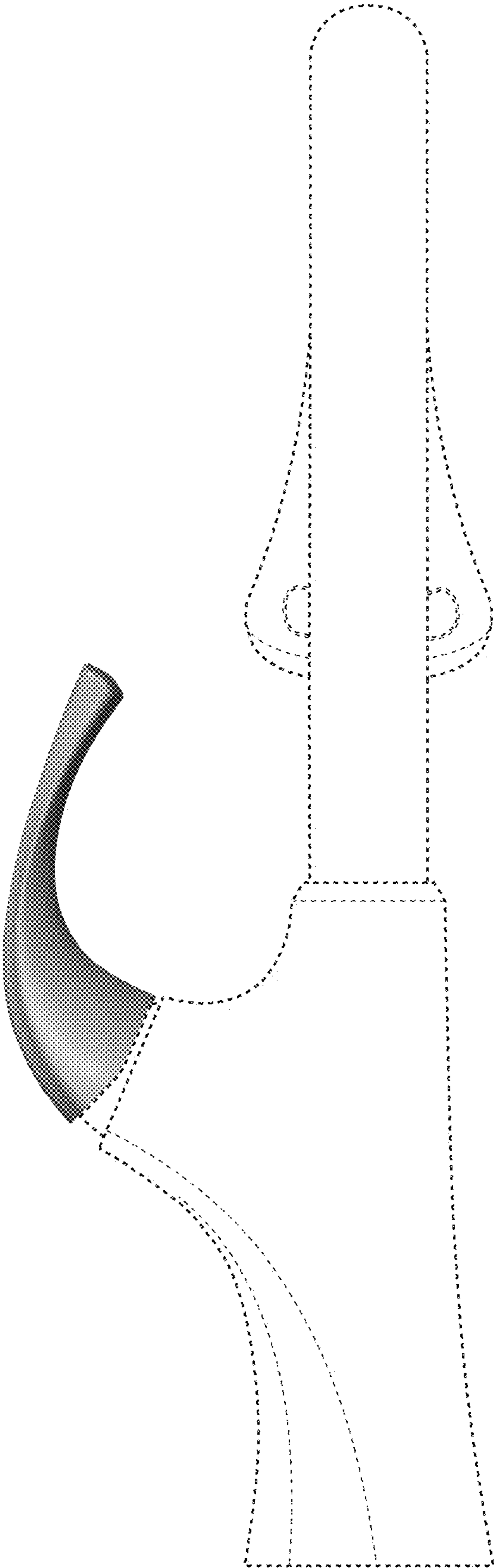


FIG. 3

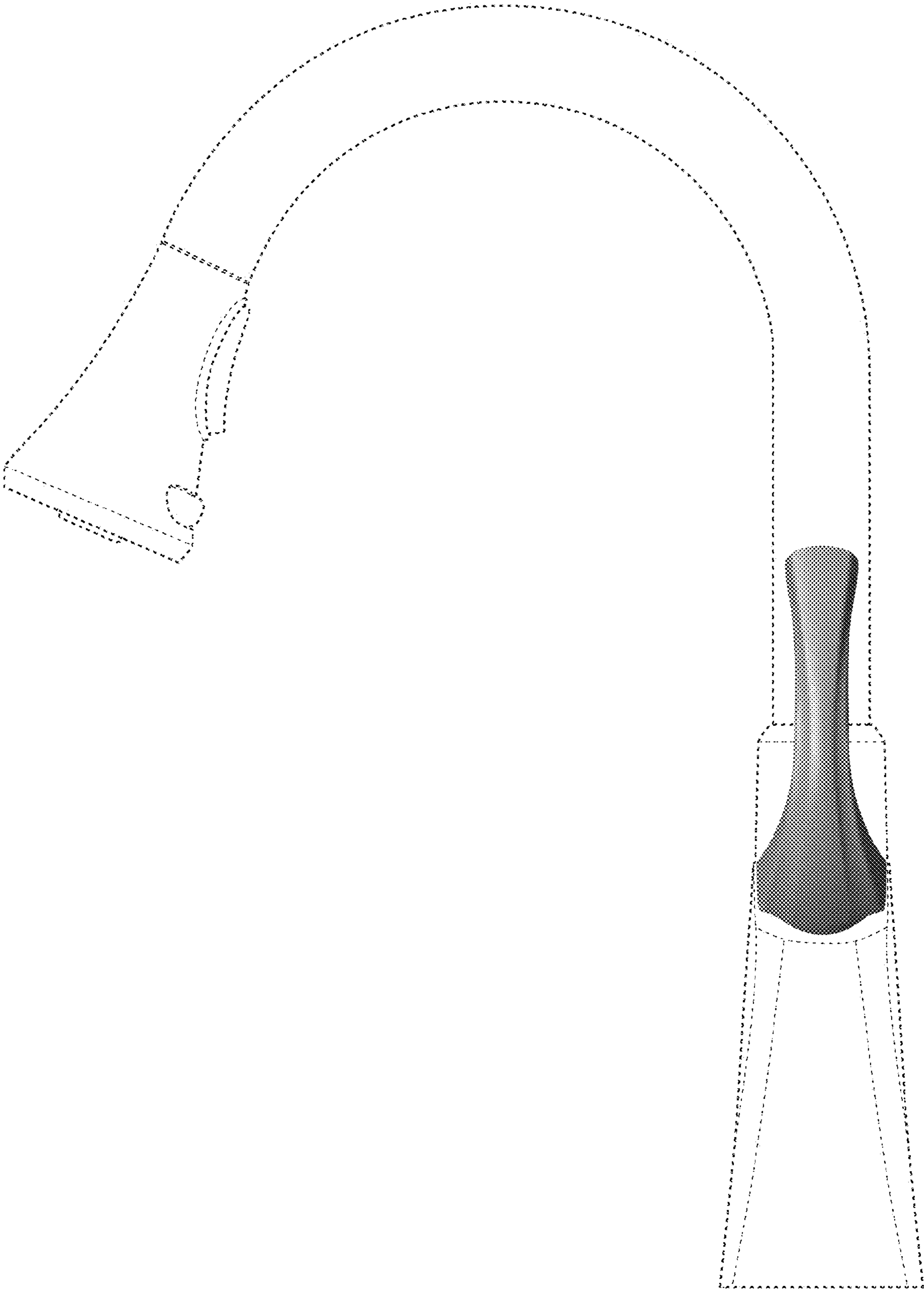


FIG. 4




FIG. 5




FIG. 6