



US00D908825S

(12) **United States Design Patent**
Beach

(10) **Patent No.: US D908,825 S**

(45) **Date of Patent: ** *Jan. 26, 2021**

- (54) **STRETCHING APPARATUS**
- (71) Applicant: **Ken Beach Physical Therapy Services, LLC**, Albuquerque, NM (US)
- (72) Inventor: **Kenneth Beach**, Albuquerque, NM (US)
- (73) Assignee: **Ken Beach Physical Therapy Services, LLC**, Albuquerque, NM (US)
- (*) Notice: This patent is subject to a terminal disclaimer.
- (**) Term: **15 Years**
- (21) Appl. No.: **29/710,148**
- (22) Filed: **Oct. 21, 2019**

- D406,345 S * 3/1999 Huttner D24/182
- D410,743 S * 6/1999 Mekjian D24/183
- 6,543,769 B1 * 4/2003 Podoloff A63B 21/0004
273/148 B
- 6,695,755 B1 * 2/2004 Huang A63B 22/18
482/146

(Continued)

Primary Examiner — Cynthia Ramirez
Assistant Examiner — Michael A Maharajh
 (74) *Attorney, Agent, or Firm* — Peacock Law P.C.;
 Deborah Peacock; Justin Jackson

(57) **CLAIM**

The ornamental design for a stretching apparatus, as shown and described.

DESCRIPTION

FIG. 1 is a perspective view of an embodiment of a stretching apparatus showing my new design, shown in a condition of use;
 FIG. 2 is perspective view thereof;
 FIG. 3 is a front view thereof, the rear view being a mirror image thereof;
 FIG. 4 is a left side view thereof, the right-side view being a mirror image thereof;
 FIG. 5 is a bottom view thereof;
 FIG. 6 is a top view thereof;
 FIG. 7 is a perspective view of another embodiment of a stretching apparatus, in a condition of use thereof;
 FIG. 8 is a perspective view thereof;
 FIG. 9 is a front view thereof, the rear view being a mirror image thereof;
 FIG. 10 is a left side view thereof, the right-side view being a mirror image thereof;
 FIG. 11 is a bottom view thereof; and,
 FIG. 12 is a top view thereof.

The human figure shown in broken lines in FIGS. 1 and 7 are for the purpose of illustrating environmental structure, which form no part of the claimed design.

Related U.S. Application Data

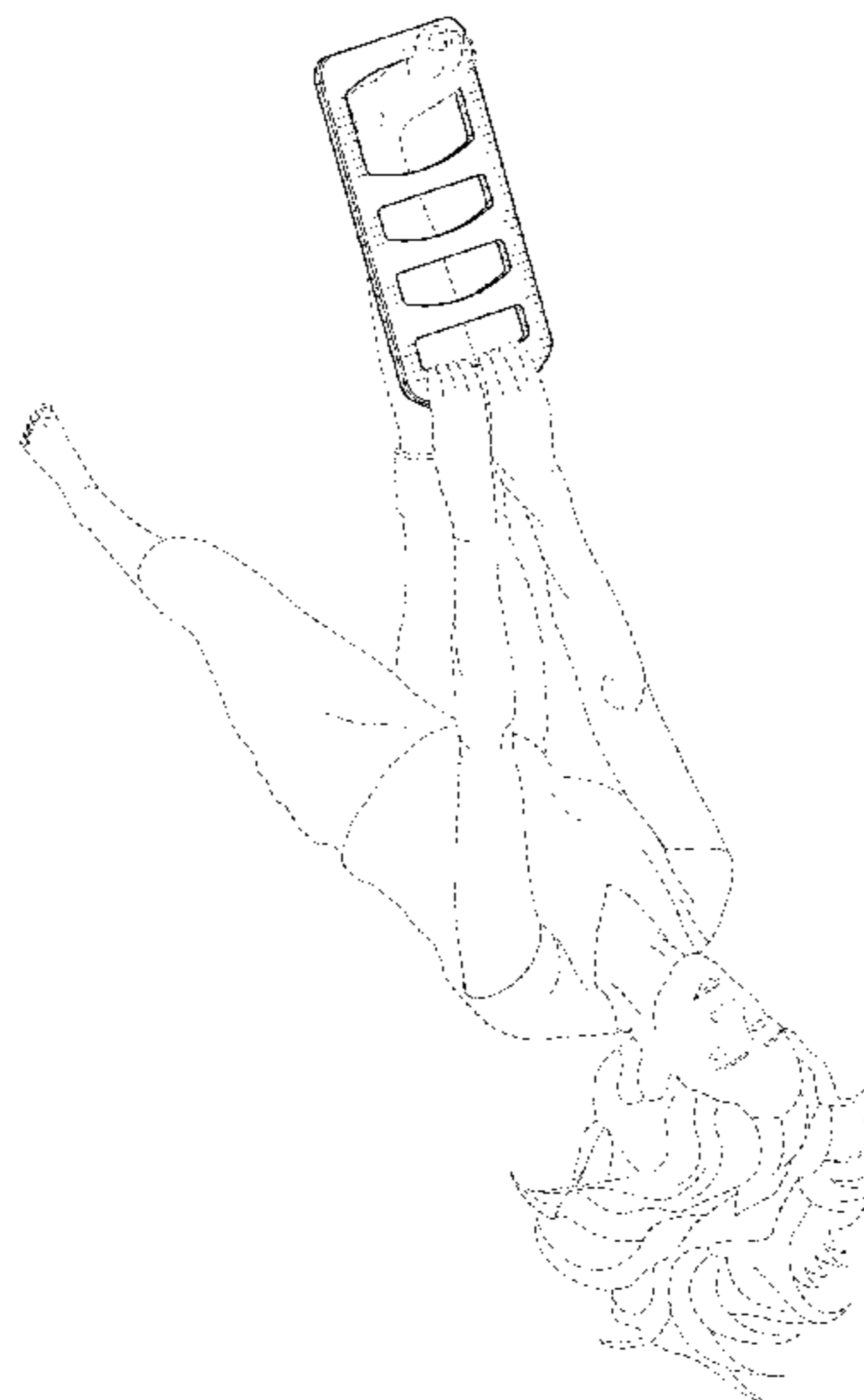
- (63) Continuation of application No. 29/681,239, filed on Feb. 22, 2019, now Pat. No. Des. 892,949.
- (51) **LOC (13) Cl.** **21-02**
- (52) **U.S. Cl.**
USPC **D21/694**
- (58) **Field of Classification Search**
USPC D21/671, 680, 685, 686, 694, 803;
D24/188, 192, 212, 213
CPC ... A63B 2022/185; A63B 22/18; A63B 69/18;
A63B 69/0022; A61H 15/00
See application file for complete search history.

(56) **References Cited**

U.S. PATENT DOCUMENTS

- 2,767,707 A * 10/1956 Toivonen A61H 15/00
601/118
- D259,993 S * 7/1981 Kunze D32/67
- D319,272 S * 8/1991 Rushatz D21/686
- D393,298 S * 4/1998 Kuo D21/694
- D394,481 S * 5/1998 DeLisse D21/694
- D398,345 S * 9/1998 Lin D21/685

1 Claim, 8 Drawing Sheets



(56)

References Cited

U.S. PATENT DOCUMENTS

6,767,313	B2 *	7/2004	Sayce	A63B 69/18 482/146
6,945,920	B1 *	9/2005	Kemery	A63B 21/0004 482/146
D556,842	S *	12/2007	Webber	D21/694
D628,247	S *	11/2010	de Boers	D21/686
D646,734	S *	10/2011	Findeisen	D21/685
D685,440	S *	7/2013	Tuttle	D21/680
D691,221	S *	10/2013	Potts	D21/680
D698,400	S *	1/2014	Potts	D21/680
D711,984	S *	8/2014	Smyth	D21/686
D738,970	S *	9/2015	Maribona	D21/684
D741,961	S *	10/2015	Maribona	D21/684
D774,653	S *	12/2016	Christmas	D12/128
D779,675	S *	2/2017	Chapman	D24/188
D779,676	S *	2/2017	Chapman	D24/188
D798,397	S *	9/2017	Bellevue	D21/686
D806,187	S *	12/2017	East	D21/686
D848,623	S *	5/2019	Franche	D24/188
2009/0098983	A1 *	4/2009	Hoffman	A63B 69/0022 482/70

* cited by examiner

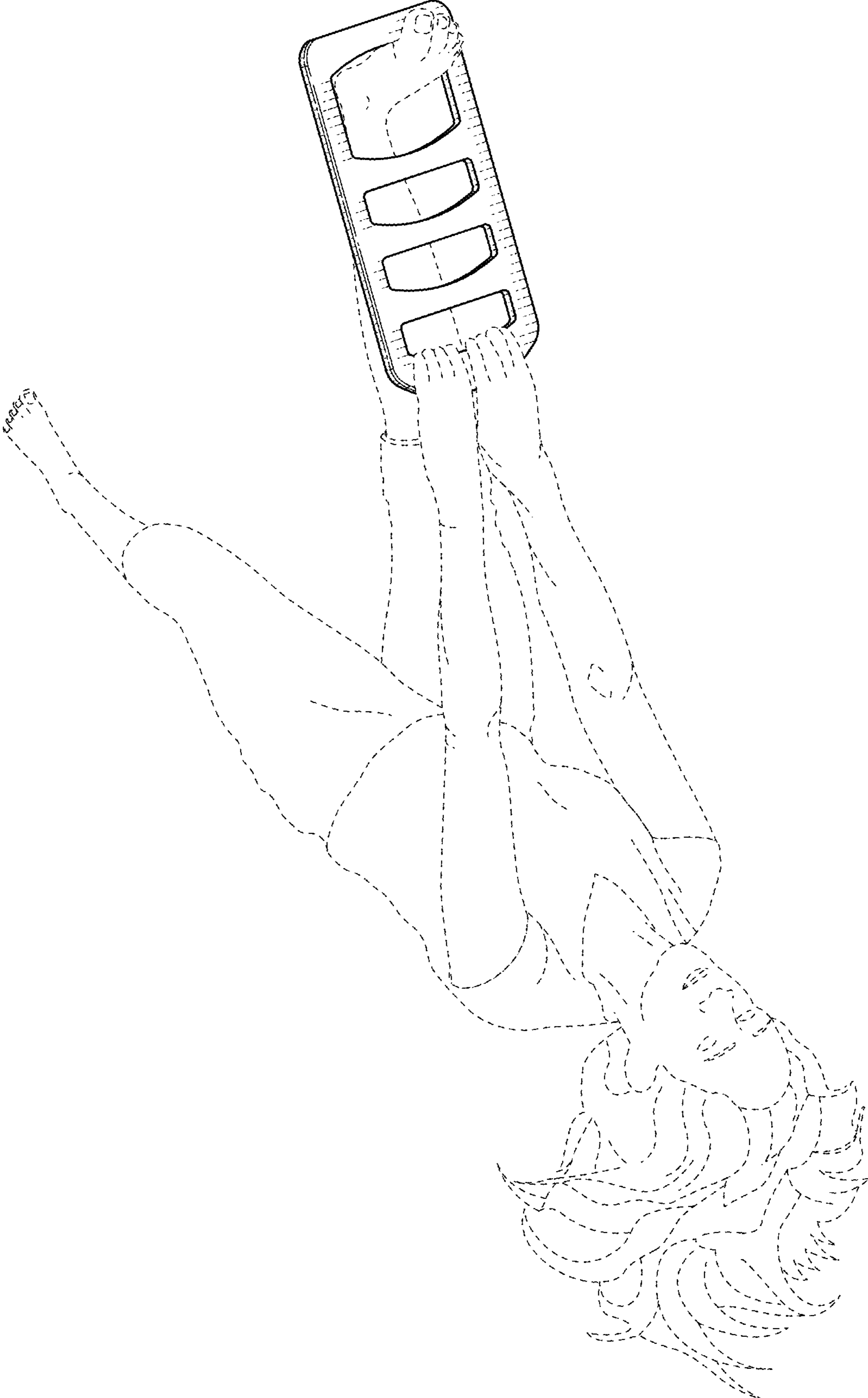


FIG. 1

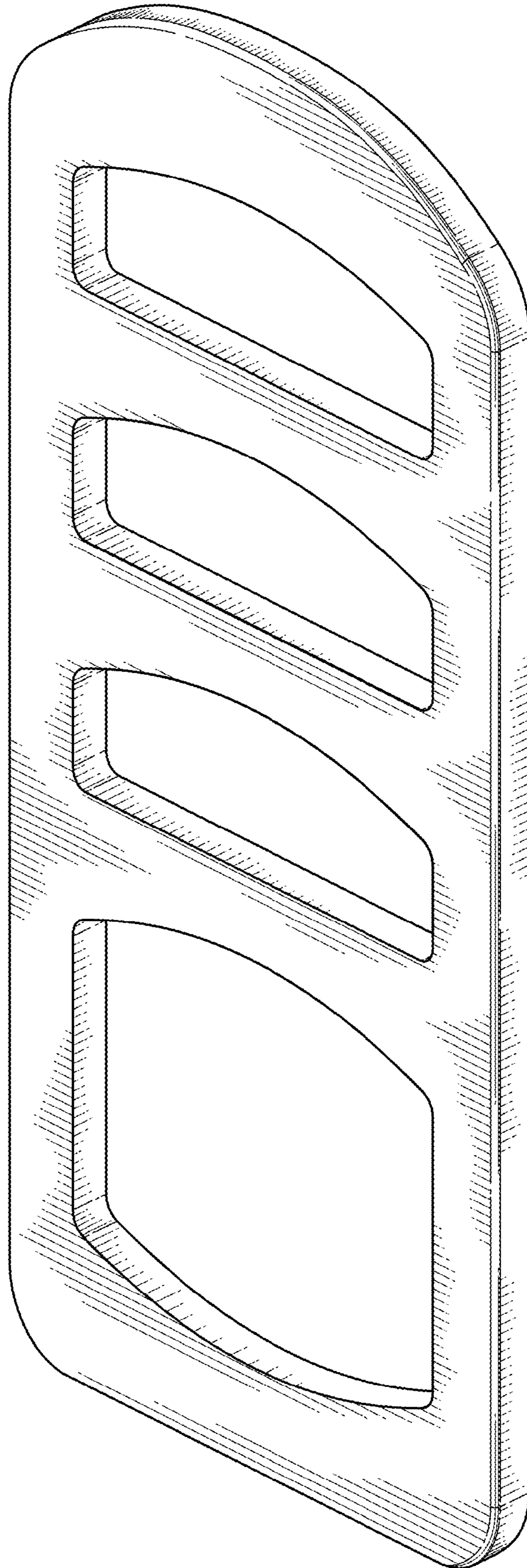


FIG. 2

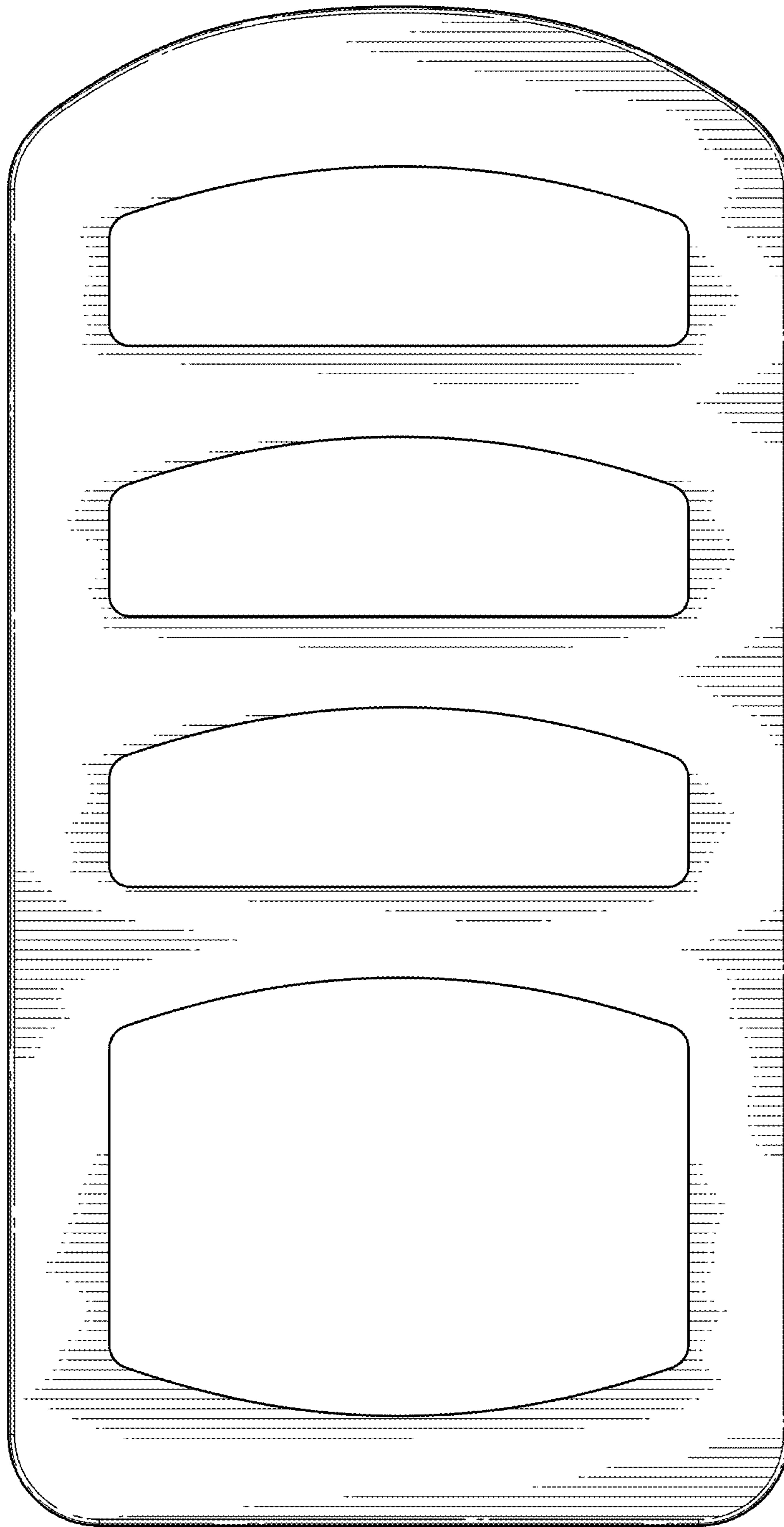


FIG. 3



FIG. 4




FIG. 5




FIG. 6

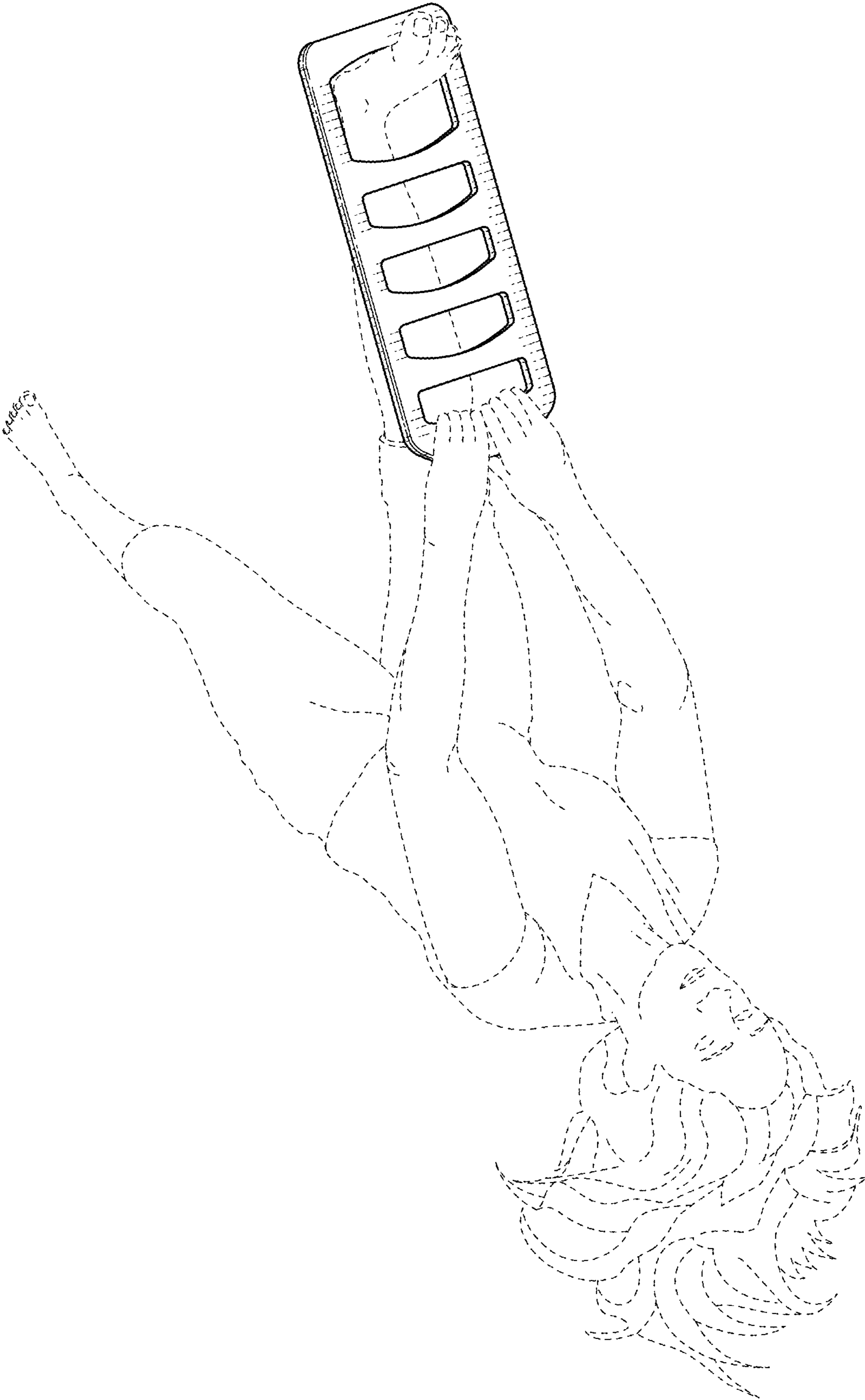


FIG. 7

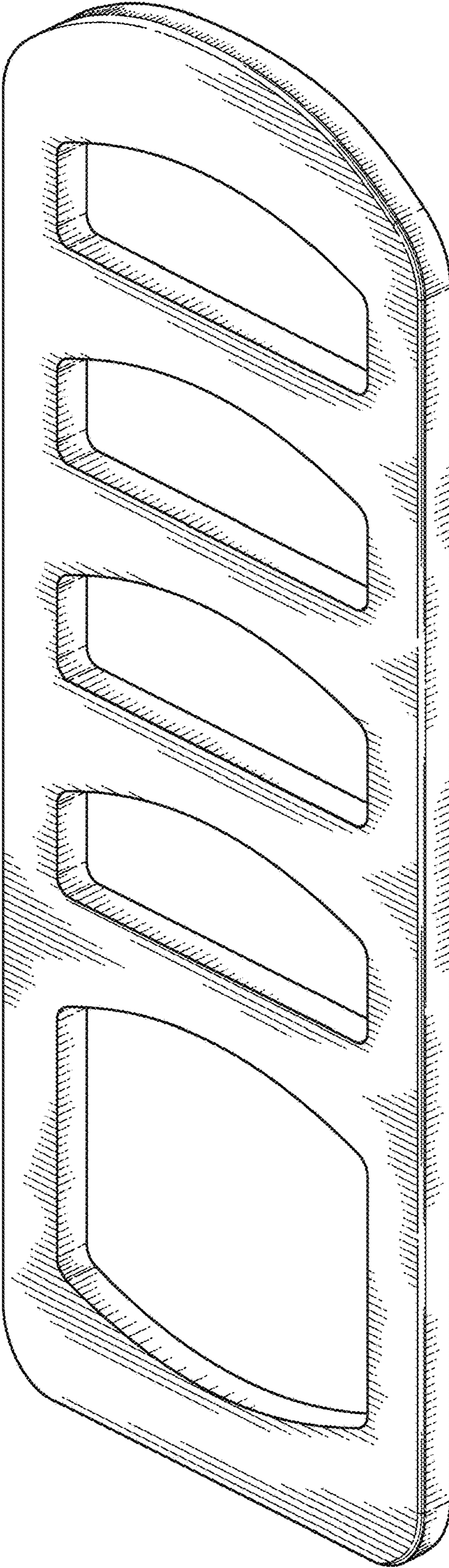


FIG. 8

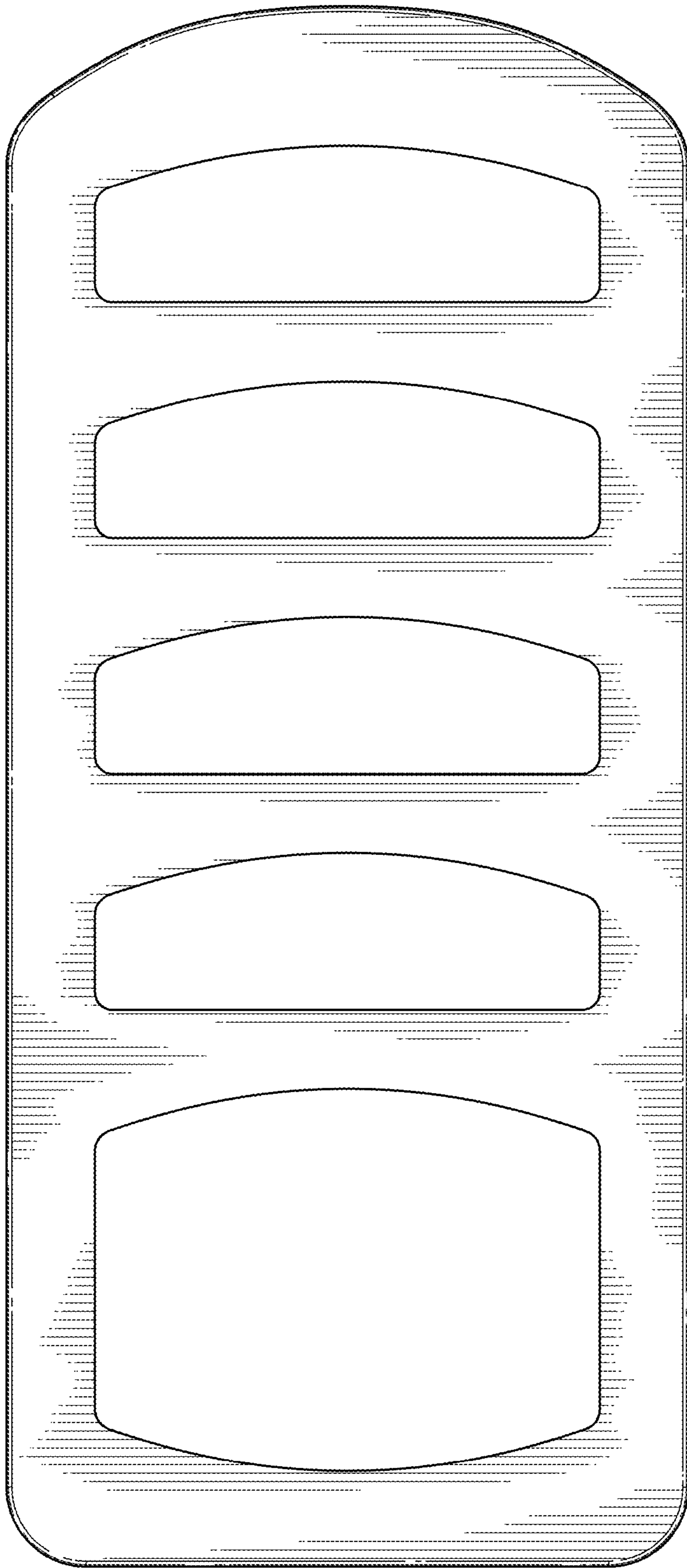


FIG. 9



FIG. 10



FIG. 11

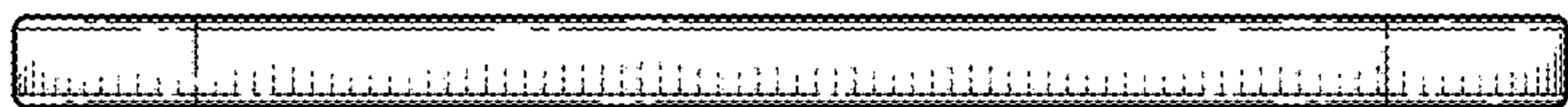


FIG. 12