



US00D908824S

(12) **United States Design Patent**
Adams

(10) **Patent No.:** **US D908,824 S**

(45) **Date of Patent:** **** Jan. 26, 2021**

- (54) **HOLDER FOR WEIGHT RACK**
- (71) Applicant: **Coulter Ventures, LLC.**, Columbus, OH (US)
- (72) Inventor: **Bryan Adams**, Columbus, OH (US)
- (73) Assignee: **Coulter Ventures, LLC.**, Columbus, OH (US)
- (**) Term: **15 Years**
- (21) Appl. No.: **29/690,350**
- (22) Filed: **May 7, 2019**
- (51) **LOC (13) Cl.** **21-02**
- (52) **U.S. Cl.**
USPC **D21/694**
- (58) **Field of Classification Search**
USPC D21/694, 686, 676, 673, 690, 681, 680, D21/682, 688, 663, 679, 691, 674; 482/131, 38, 142, 130, 94, 145, 108, 104, 482/129, 120, 98; D12/203, 130, 406; D24/188; D8/330; D6/536, 553
CPC A63B 21/0628; A63B 21/4035; A63B 21/078; A63B 21/075; A63B 21/063; A63B 21/0728; A63B 21/072; A63B 23/1218; A63B 23/1209; A63B 23/12; A63B 21/0783; A63B 21/4017
See application file for complete search history.

- D735,820 S * 8/2015 Alenaddaf D21/686
- 9,095,742 B2 * 8/2015 Henniger A63B 21/0724
- 9,409,220 B2 * 8/2016 Henniger B21D 53/36
- D836,172 S * 12/2018 Kuka D21/686
- D852,289 S * 6/2019 Jones D21/679
- 10,391,377 B1 * 8/2019 Sorin A63B 22/0046

(Continued)

OTHER PUBLICATIONS

Monster Chain Hanger by Rogue dated Oct. 31, 2019. Found online [Aug. 31, 2020] <https://www.roguefitness.com/monster-chain-hanger>.

*

(Continued)

Primary Examiner — Ryan Harvey

(74) *Attorney, Agent, or Firm* — Banner & Witcoff, Ltd.

(57) **CLAIM**

The ornamental design for a holder for weight rack, as shown and described.

DESCRIPTION

FIG. 1 is a top, front, right perspective view of a holder for weight rack showing my new design;
FIG. 2 is a front view thereof;
FIG. 3 is a rear view thereof;
FIG. 4 is a left side view thereof;
FIG. 5 is a right side view thereof;
FIG. 6 is a top view thereof;
FIG. 7 is a bottom view thereof; and,
FIG. 8 is a top, front, right perspective view of a holder for weight rack showing my new design of FIGS. 1-7 in its exemplary environment.

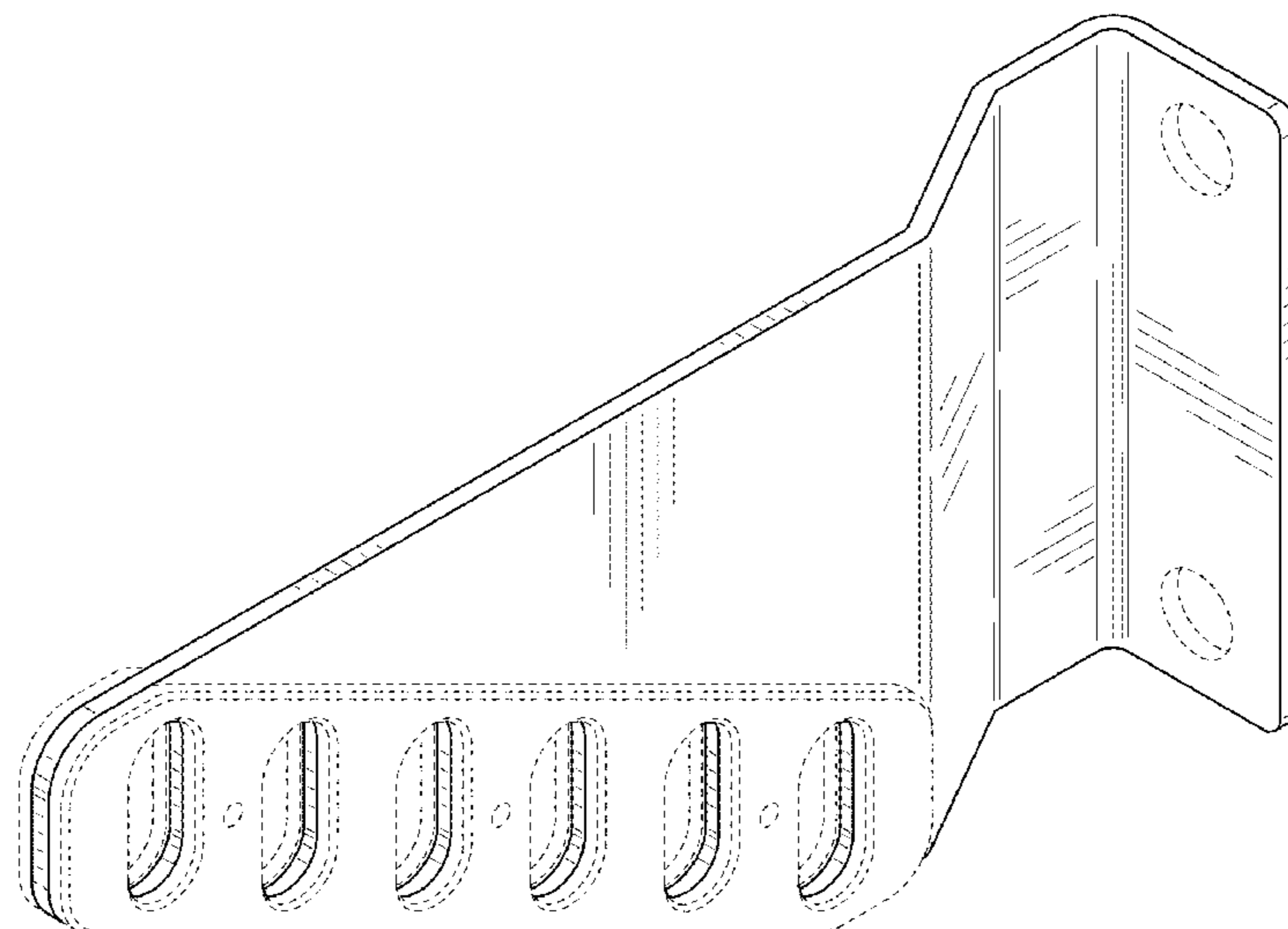
The broken lines adjacent to the shaded region define the bounds of the claimed design and form no part thereof. The broken lines depicting the reminder of the holder for weight rack and the exemplary environment show features that form no part of the claimed design.

1 Claim, 8 Drawing Sheets

(56) **References Cited**

U.S. PATENT DOCUMENTS

- 5,755,823 A * 5/1998 Cleary A63B 21/078
482/104
- 6,685,601 B1 * 2/2004 Knapp A63B 21/078
482/104
- D549,291 S * 8/2007 Grider D21/694
- D556,842 S * 12/2007 Webber D21/694
- D629,472 S * 12/2010 Rhodes D21/686
- D725,939 S * 4/2015 Sheehan D6/553
- 8,998,781 B1 * 4/2015 Nelson A63B 21/078
482/129



(56)

References Cited

U.S. PATENT DOCUMENTS

D866,689 S * 11/2019 Jones D21/694
D877,826 S * 3/2020 Benoit D21/694
D886,214 S * 6/2020 Jones D21/679
2014/0087928 A1 * 3/2014 Luedeka A63B 21/0552
482/130
2017/0209733 A1 * 7/2017 Beaver A63B 17/00
2017/0246496 A1 * 8/2017 Nelson A63B 21/0783
2018/0326250 A1 * 11/2018 Henniger A63B 23/1218
2019/0046835 A1 * 2/2019 Henniger A63B 21/068
2019/0275363 A1 * 9/2019 Jones A63B 21/0616
2020/0038704 A1 * 2/2020 Adams A63B 21/4009
2020/0139186 A1 * 5/2020 Sorin A63B 21/08

OTHER PUBLICATIONS

Monster Lite Chain Hanger by Rogue dated Jun. 31, 2020. Found online [Aug. 31, 2020] <https://www.roguefitness.com/monster-lite-chain-hanger>.*

* cited by examiner

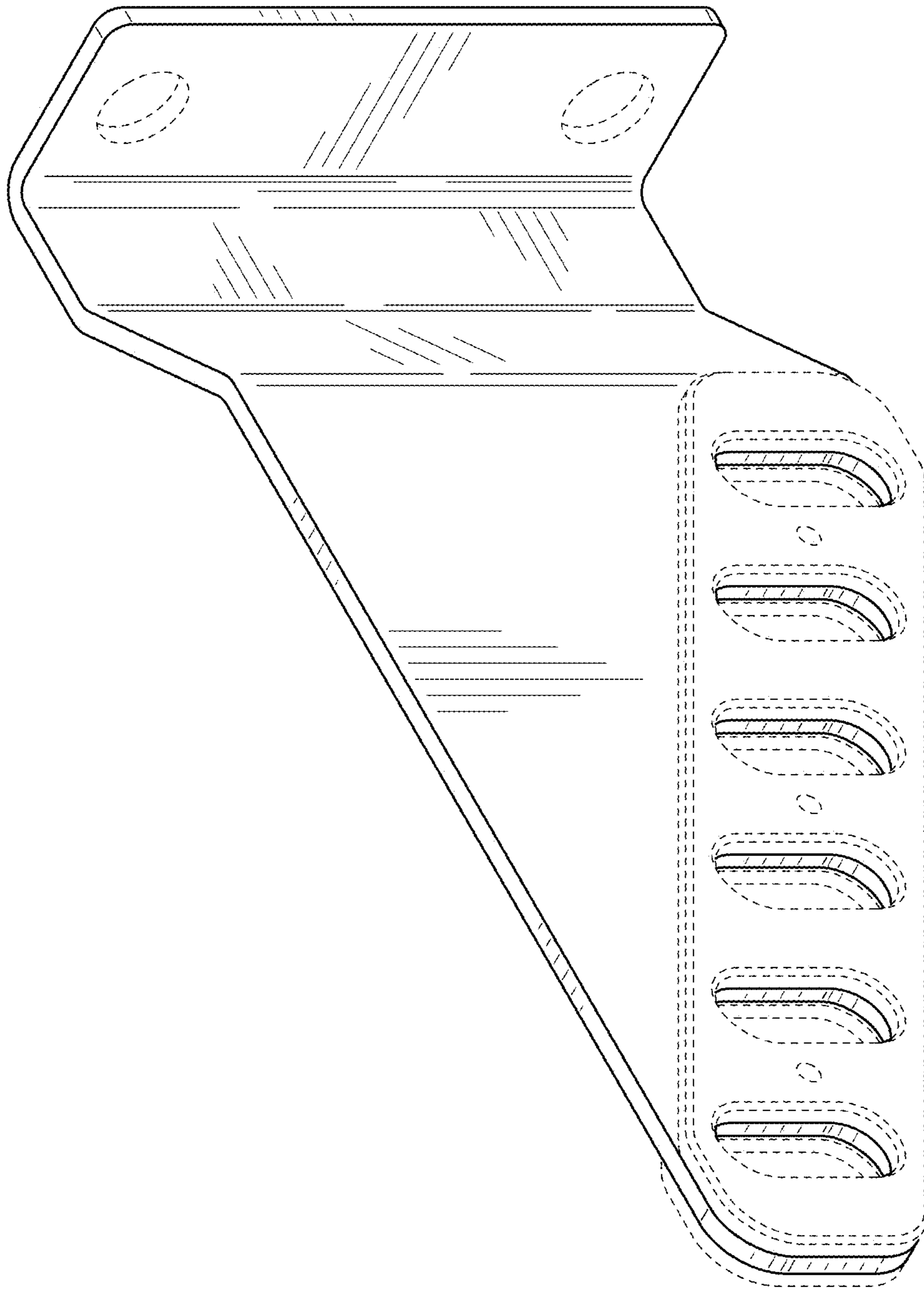


FIG. 1

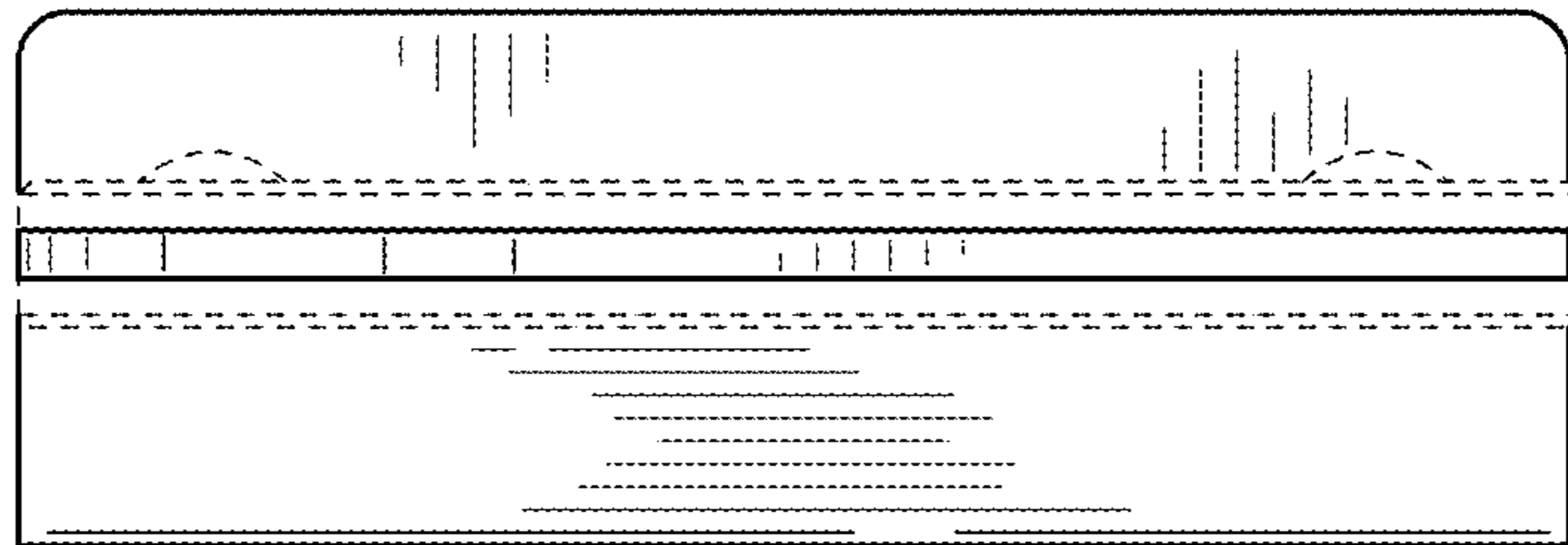


FIG. 2

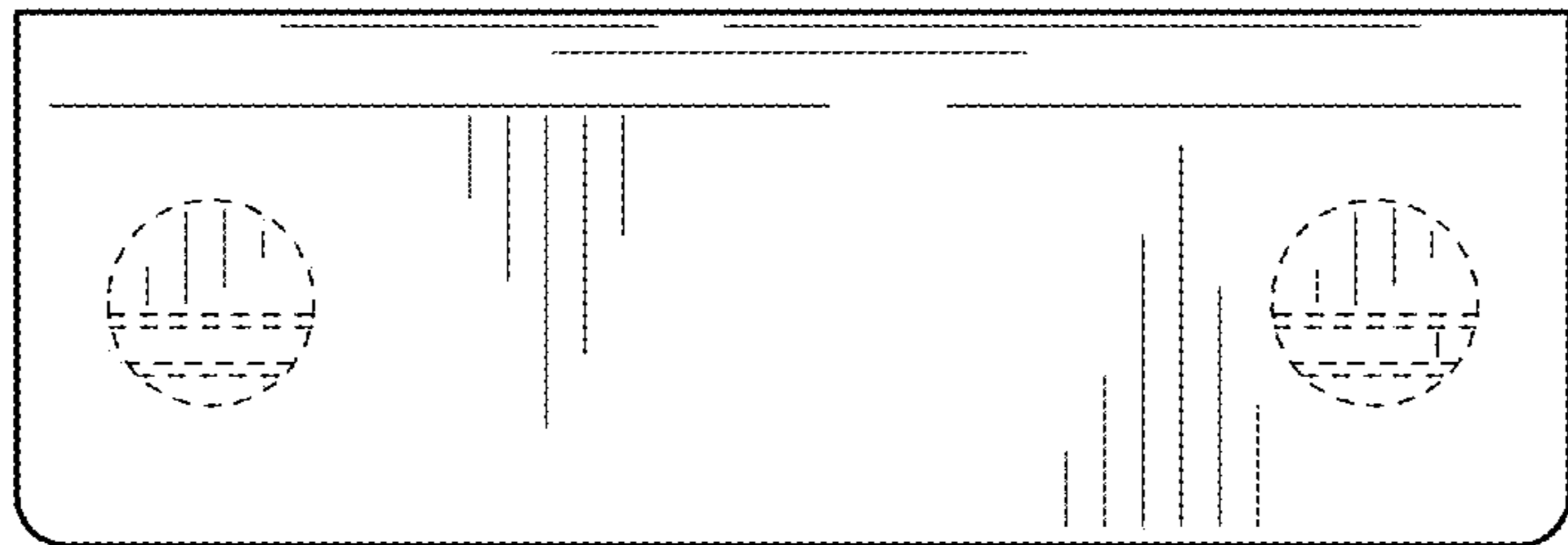


FIG. 3

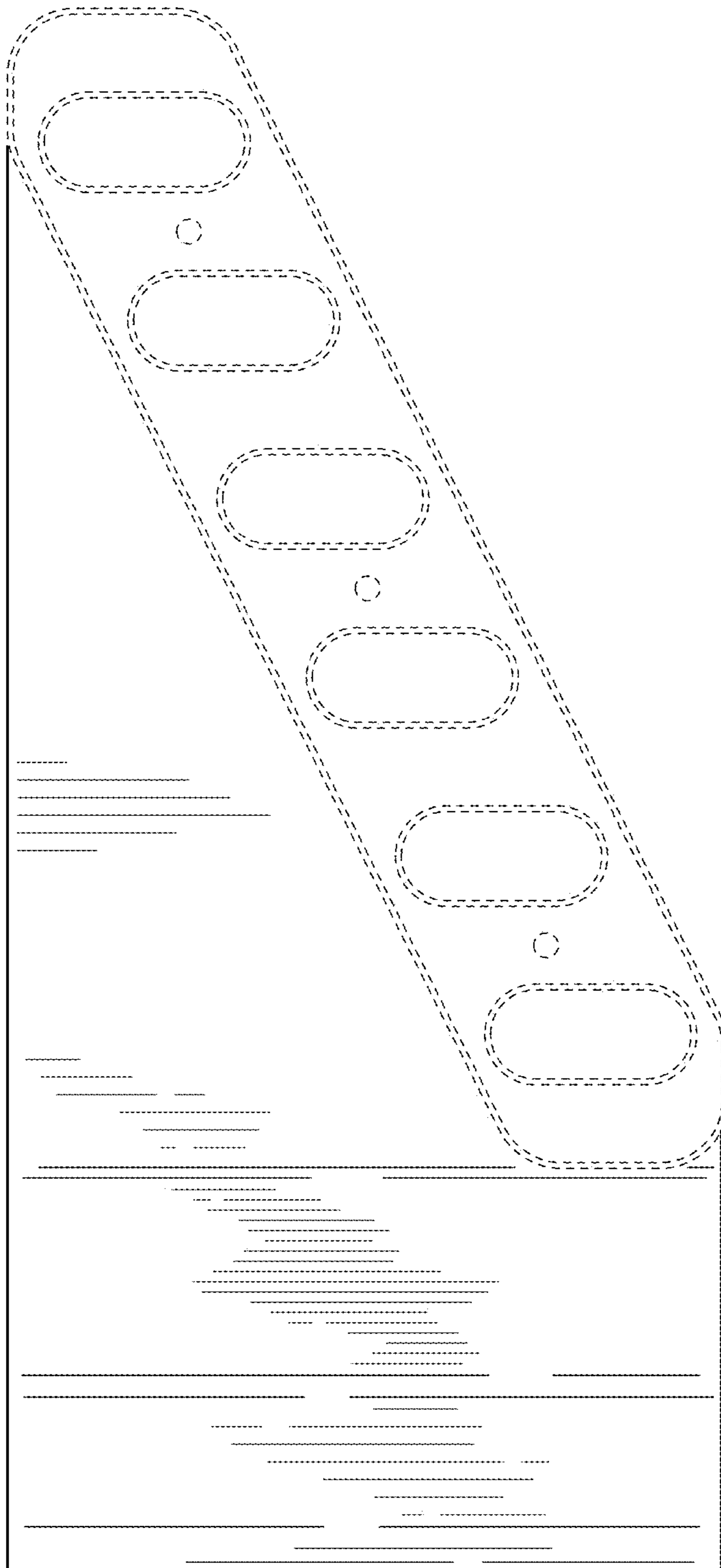


FIG. 4

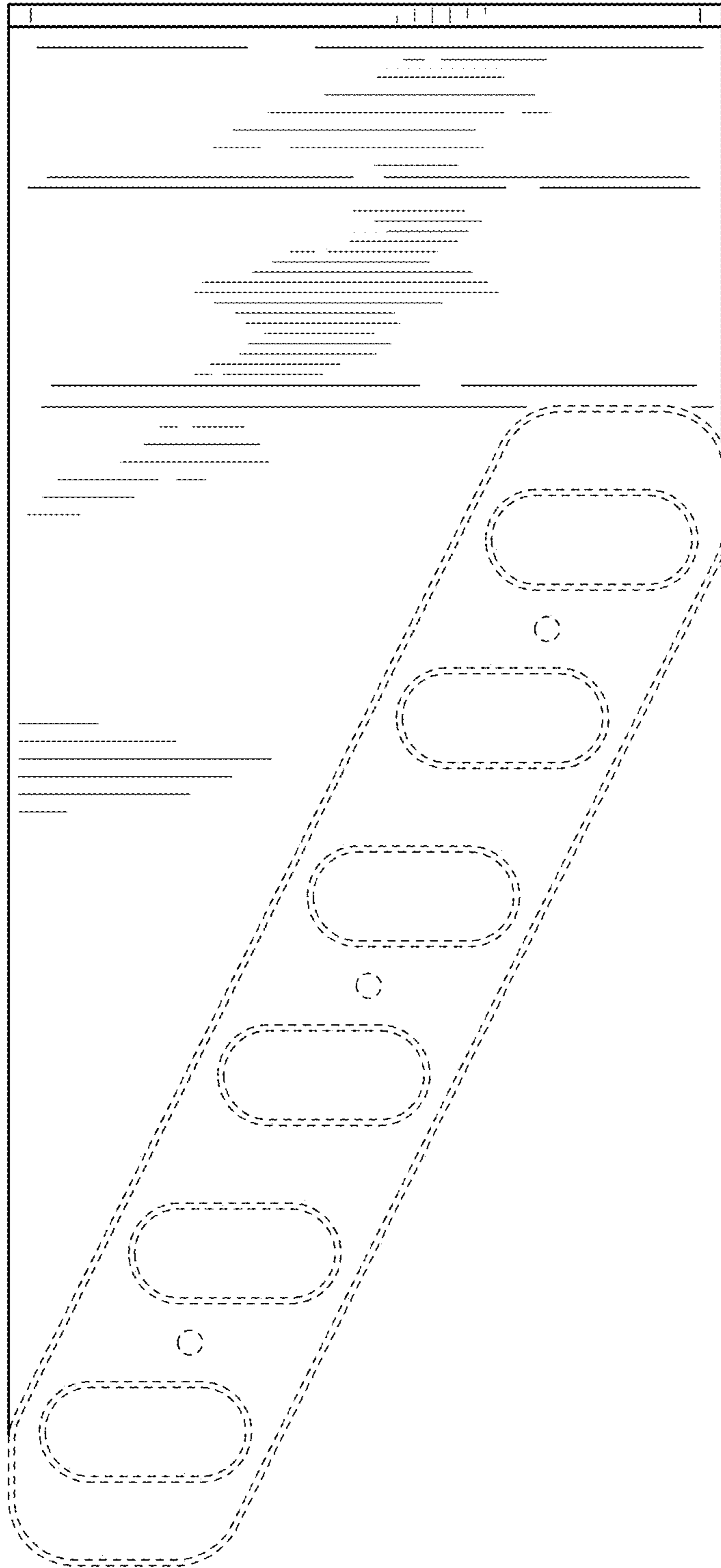


FIG. 5

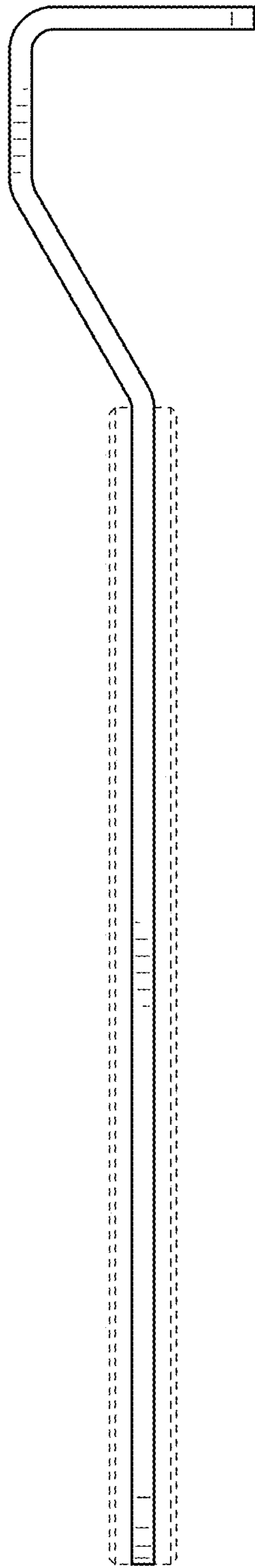


FIG. 6

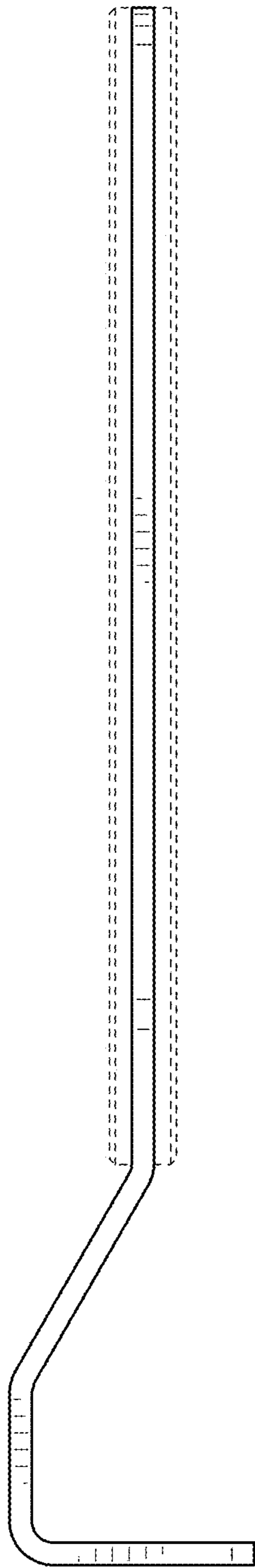


FIG. 7

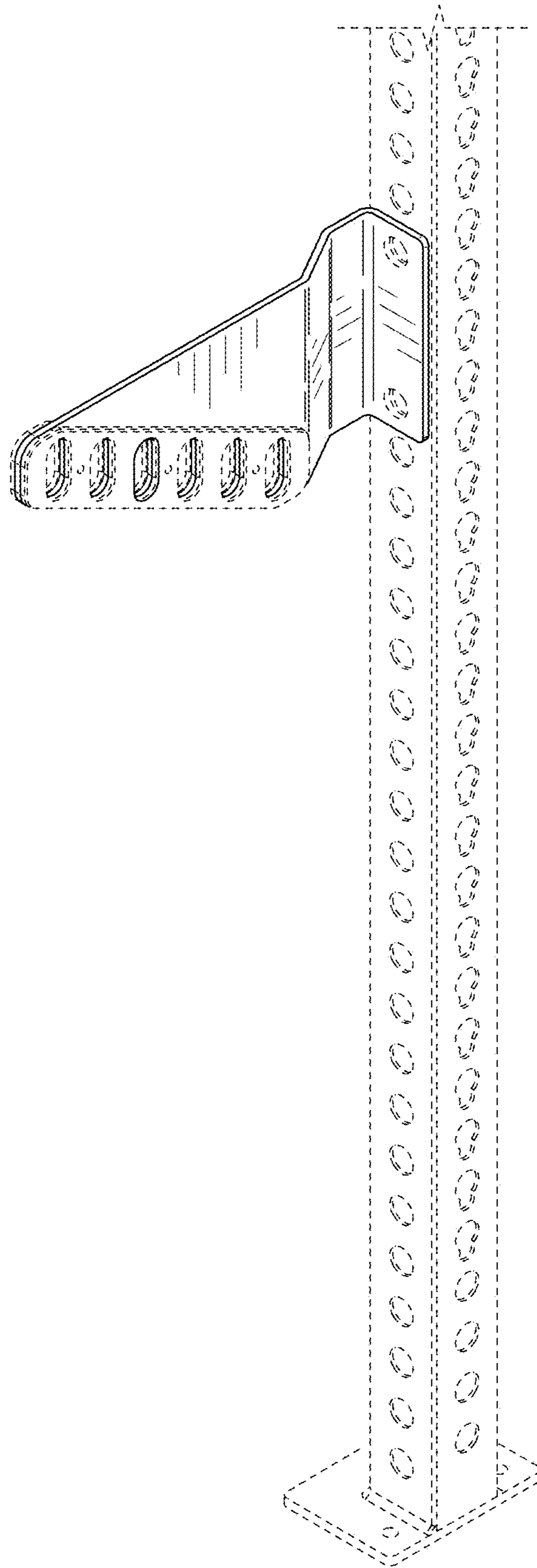


FIG. 8