



US00D908795S

(12) **United States Design Patent**
Vadenne

(10) **Patent No.:** **US D908,795 S**
(45) **Date of Patent:** **** Jan. 26, 2021**

- (54) **PEN**
- (71) Applicant: **SOCIETE BIC**, Clichy (FR)
- (72) Inventor: **Franck Vadenne**, Bezons (FR)
- (73) Assignee: **Societe BIC**, Clichy (FR)
- (**) Term: **15 Years**
- (21) Appl. No.: **29/692,188**
- (22) Filed: **May 23, 2019**
- (30) **Foreign Application Priority Data**
 - May 15, 2019 (EM) 006464269
- (51) **LOC (13) Cl.** **19-06**
- (52) **U.S. Cl.**
 - USPC **D19/166**; D19/928; D19/934
- (58) **Field of Classification Search**
 - USPC D19/115–204; D14/411

(Continued)
- (56) **References Cited**

U.S. PATENT DOCUMENTS

 - D221,033 S * 6/1971 Wakai D19/166
 - D328,311 S * 7/1992 Nitta D19/166

(Continued)

Primary Examiner — Elizabeth A. Albert
(74) *Attorney, Agent, or Firm* — The H.T. Than Law Group

(57) **CLAIM**
I claim the ornamental design for a pen, as shown and described.

DESCRIPTION

The file of this patent contains at least one photograph executed in color. Copies of this patent with color photo-

graphs will be provided by the Patent and Trademark Office upon request and payment of the necessary fee.

FIG. 1 is a perspective view of an first embodiment of a pen showing my new design;

FIG. 2 is a front view thereof;

FIG. 3 is a back view thereof;

FIG. 4 is a left view thereof;

FIG. 5 is a right view thereof;

FIG. 6 is a top view thereof; and

FIG. 7 is a bottom view thereof.

FIG. 8 is a perspective view of another embodiment of FIG. 1;

FIG. 9 is a front view thereof;

FIG. 10 is a back view thereof;

FIG. 11 is a left view thereof;

FIG. 12 is a right view thereof;

FIG. 13 is a top view thereof; and

FIG. 14 is a bottom view thereof.

FIG. 15 is a perspective view of another embodiment of FIG. 1;

FIG. 16 is a front view thereof;

FIG. 17 is a back view thereof;

FIG. 18 is a left view thereof;

FIG. 19 is a right view thereof;

FIG. 20 is a top view thereof; and

FIG. 21 is a bottom view thereof.

FIG. 22 is a perspective view of another embodiment of FIG. 1;

FIG. 23 is a front view thereof;

FIG. 24 is a back view thereof;

FIG. 25 is a left view thereof;

FIG. 26 is a right view thereof;

FIG. 27 is a top view thereof; and

FIG. 28 is a bottom view thereof.

FIG. 29 is a perspective view of another embodiment of FIG. 1;

FIG. 30 is a front view thereof;

FIG. 31 is a back view thereof;

FIG. 32 is a left view thereof;

FIG. 33 is a right view thereof;

FIG. 34 is a top view thereof; and

FIG. 35 is a bottom view thereof.

(Continued)




FIG. 36 is a perspective view of another embodiment of FIG. 1;
 FIG. 37 is a front view thereof;
 FIG. 38 is a back view thereof;
 FIG. 39 is a left view thereof;
 FIG. 40 is a right view thereof;
 FIG. 41 is a top view thereof; and
 FIG. 42 is a bottom view thereof.
 FIG. 43 is a perspective view of another embodiment of FIG. 1;
 FIG. 44 is a front view thereof;
 FIG. 45 is a back view thereof;
 FIG. 46 is a left view thereof;
 FIG. 47 is a right view thereof;
 FIG. 48 is a top view thereof; and
 FIG. 49 is a bottom view thereof.
 FIG. 50 is a perspective view of another embodiment of FIG. 1;
 FIG. 51 is a front view thereof;
 FIG. 52 is a back view thereof;
 FIG. 53 is a left view thereof;
 FIG. 54 is a right view thereof;
 FIG. 55 is a top view thereof; and
 FIG. 56 is a bottom view thereof.
 FIG. 57 is a perspective view of another embodiment of FIG. 1;
 FIG. 58 is a front view thereof;
 FIG. 59 is a back view thereof;
 FIG. 60 is a left view thereof;
 FIG. 61 is a right view thereof;
 FIG. 62 is a top view thereof; and
 FIG. 63 is a bottom view thereof.
 FIG. 64 is a perspective view of another embodiment of Figure;
 FIG. 65 is a front view thereof;
 FIG. 66 is a back view thereof;
 FIG. 67 is a left view thereof;
 FIG. 68 is a right view thereof;
 FIG. 69 is a top view thereof; and
 FIG. 70 is a bottom view thereof.
 FIG. 71 is a perspective view of another embodiment of Figure;
 FIG. 72 is a front view thereof;
 FIG. 73 is a back view thereof;
 FIG. 74 is a left view thereof;
 FIG. 75 is a right view thereof;

FIG. 76 is a top view thereof; and
 FIG. 77 is a bottom view thereof.
 FIG. 78 is a perspective view of another embodiment of Figure;
 FIG. 79 is a front view thereof;
 FIG. 80 is a back view thereof;
 FIG. 81 is a left view thereof;
 FIG. 82 is a right view thereof;
 FIG. 83 is a top view thereof; and
 FIG. 84 is a bottom view thereof.
 The top and bottom views are enlarged to show the details of these views.

**1 Claim, 48 Drawing Sheets
 (48 of 48 Drawing Sheet(s) Filed in Color)**

(58) **Field of Classification Search**
 CPC . B43K 5/005; B43K 7/12; B43K 8/04; B43K 8/06; B43K 21/006; B43K 21/06
 See application file for complete search history.

(56) **References Cited**

U.S. PATENT DOCUMENTS

5,174,672	A	*	12/1992	Towsend	B43K 23/004 401/131
D391,153	S	*	2/1998	Poisson	D19/166
D424,109	S	*	5/2000	Edgerley	D19/165
D546,387	S	*	7/2007	Qiu	D19/166
D612,426	S	*	3/2010	Suero, Jr.	D19/166
D641,787	S	*	7/2011	Tan	D19/165
D648,386	S	*	11/2011	Zhang	D19/166
D655,337	S	*	3/2012	Zhang	D19/167
D662,980	S	*	7/2012	Jiang	D19/166
D662,981	S	*	7/2012	Xie	D19/166
D667,875	S	*	9/2012	Liang	D19/166
D672,808	S	*	12/2012	Liang	D19/166
D672,809	S	*	12/2012	Jiang	D19/166
D685,425	S	*	7/2013	Zhang	D19/166
D685,845	S	*	7/2013	Zhang	D19/166
D689,931	S	*	9/2013	Jiang	D19/166
D690,364	S	*	9/2013	Zhang	D19/195
D693,875	S	*	11/2013	Jiang	D19/195
D693,876	S	*	11/2013	Jiang	D19/166
D694,331	S	*	11/2013	Zhang	D19/195
D701,572	S	*	3/2014	Jiang	D19/166
D704,770	S	*	5/2014	Ke	D19/166

* cited by examiner



Fig. 1




Fig. 2




Fig. 3




Fig. 4




Fig. 5




Fig. 6




Fig. 7



Fig. 8




Fig. 9




Fig. 10




Fig. 11




Fig. 12




Fig. 13




Fig. 14



Fig. 15

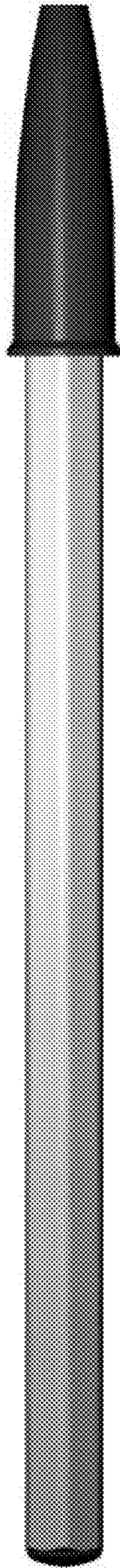


Fig. 16




Fig. 17




Fig. 18




Fig. 19




Fig. 20




Fig. 21



Fig. 22

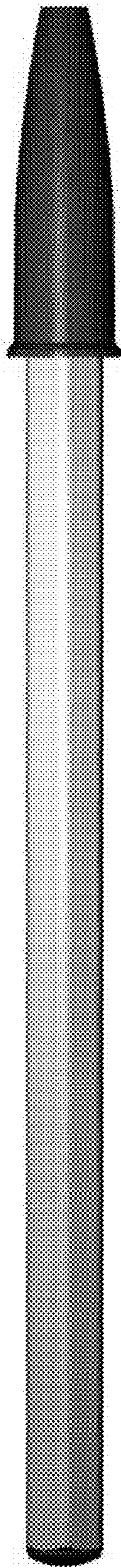


Fig. 23




Fig. 24




Fig. 25




Fig. 26




Fig. 27




Fig. 28



Fig. 29




Fig. 30




Fig. 31




Fig. 32




Fig. 33




Fig. 34




Fig. 35



Fig. 36




Fig. 37




Fig. 38




Fig. 39




Fig. 40




Fig. 41




Fig. 42



Fig. 43




Fig. 44




Fig. 45




Fig. 46




Fig. 47




Fig. 48




Fig. 49



Fig. 50




Fig. 51




Fig. 52




Fig. 53




Fig. 54




Fig. 55




Fig. 56



Fig. 57




Fig. 58




Fig. 59




Fig. 60




Fig. 61




Fig. 62




Fig. 63



Fig. 64




Fig. 65




Fig. 66




Fig. 67




Fig. 68




Fig. 69




Fig. 70



Fig. 71




Fig. 72




Fig. 73




Fig. 74




Fig. 75




Fig. 76




Fig. 77



Fig. 78




Fig. 79




Fig. 80




Fig. 81




Fig. 82




Fig. 83




Fig. 84