



US00D908713S

(12) **United States Design Patent** (10) **Patent No.:** **US D908,713 S**
Fremine et al. (45) **Date of Patent:** **** Jan. 26, 2021**

(54) **DISPLAY SCREEN OR PORTION THEREOF WITH GRAPHICAL USER INTERFACE**

(71) Applicant: **DISTECH CONTROLS INC.**,
Brossard (CA)
(72) Inventors: **Stephane Fremine**, Vernaison (FR);
Leah Padgett, Plantsville, CT (US);
John Hickok, Atlanta, GA (US)

(73) Assignee: **DISTECH CONTROLS INC.**,
Brossard (CA)

(**) Term: **15 Years**

(21) Appl. No.: **29/656,415**

(22) Filed: **Jul. 12, 2018**

(51) **LOC (13) Cl.** **14-04**

(52) **U.S. Cl.**
USPC **D14/485**

(58) **Field of Classification Search**
USPC D14/485-495
CPC G06F 17/211; G06F 17/212; G06F 3/1251;
G06F 3/0481; G06F 2203/04807
See application file for complete search history.

(56) **References Cited**

U.S. PATENT DOCUMENTS

D648,641 S *	11/2011	Wallaert	D10/49
D687,046 S *	7/2013	Plitkins	D14/485
D687,057 S *	7/2013	Plitkins	D14/488
D701,869 S *	4/2014	Matas	D14/486
D705,094 S *	5/2014	Eyring	D10/50
D717,673 S *	11/2014	Eyring	D10/103
D732,062 S *	6/2015	Kwon	D14/487
D733,741 S *	7/2015	Lee	D14/487
D738,901 S *	9/2015	Amin	D14/487
D742,897 S *	11/2015	Matas	D14/485
D742,898 S *	11/2015	Matas	D14/485
D755,827 S *	5/2016	Anzures	D14/486

D757,748 S *	5/2016	Butcher	D14/485
D758,445 S *	6/2016	Chang	D14/493
D768,154 S *	10/2016	Kim	D14/485
D772,260 S *	11/2016	Ingenlath	D14/486
D774,540 S *	12/2016	Gopalan	D14/487
D781,339 S *	3/2017	Li	D14/487
D783,664 S *	4/2017	Butcher	D14/486
D783,667 S *	4/2017	Jung	D14/487
D790,571 S *	6/2017	Deusing	D14/486
D791,166 S *	7/2017	Sandhu	D14/487

(Continued)

Primary Examiner — Daniel J Domino

(74) *Attorney, Agent, or Firm* — RatnerPrestia


(57) **CLAIM**

The ornamental design for a display screen or portion thereof with graphical user interface, as shown and described.

DESCRIPTION

FIG. 1 is a front view of a display screen or portion thereof with graphical user interface;
FIG. 2 is a second embodiment thereof;
FIG. 3 is an alternate showing of the first embodiment;
FIG. 4 is an alternate showing of the second embodiment;
FIG. 5 is another alternate showing of the first embodiment;
FIG. 6 is another alternate showing of the second embodiment;
FIG. 7 is another alternate showing of the first embodiment;
and,
FIG. 8 is another alternate showing of the second embodiment.
The outer perimeter shown in broken line in the drawings illustrates a display screen or portion thereof with graphical user interface and forms no part of the claimed design. The remaining broken lines in the drawings illustrate portions of the display screen or portion thereof with graphical user interface that form no part of the claimed design.

1 Claim, 8 Drawing Sheets



(56)

References Cited

U.S. PATENT DOCUMENTS

D797,120	S	*	9/2017	Kim	D14/485
D802,014	S	*	11/2017	Dragoi	D14/489
D802,614	S	*	11/2017	Bae	D14/486
D805,542	S	*	12/2017	Bae	D14/486
D807,903	S	*	1/2018	Kim	D14/486
D807,906	S	*	1/2018	Dye	D14/486
D809,557	S	*	2/2018	Kang	D14/488
D814,479	S	*	4/2018	Kim	D14/485
D824,921	S	*	8/2018	Gillette	D14/485
D834,607	S	*	11/2018	Kim	D14/486
D835,139	S	*	12/2018	Li	D14/486
D839,284	S	*	1/2019	Pillalamarri	D14/485
D839,880	S	*	2/2019	Dudey	D14/485
D841,028	S	*	2/2019	Judge	D14/486
D842,874	S	*	3/2019	Tashiro	D14/486
D849,757	S	*	5/2019	Jing	D14/485
D849,774	S	*	5/2019	Lee	D14/486
D851,119	S	*	6/2019	Rickes	D14/486
D852,815	S	*	7/2019	Gavenman	D14/485
D857,039	S	*	8/2019	Schwarzer	D14/486
D857,709	S	*	8/2019	Jeon	D14/485
D857,740	S	*	8/2019	Ko	D14/488
D859,443	S	*	9/2019	Kim	D14/486
D874,492	S	*	2/2020	Henderson	D14/486
D875,110	S	*	2/2020	Spors	D14/485
D875,741	S	*	2/2020	Rivers	D14/485
2012/0251963	A1	*	10/2012	Barker	F23N 5/003 432/1

* cited by examiner




FIG. 1



FIG. 2




FIG. 3



FIG. 4

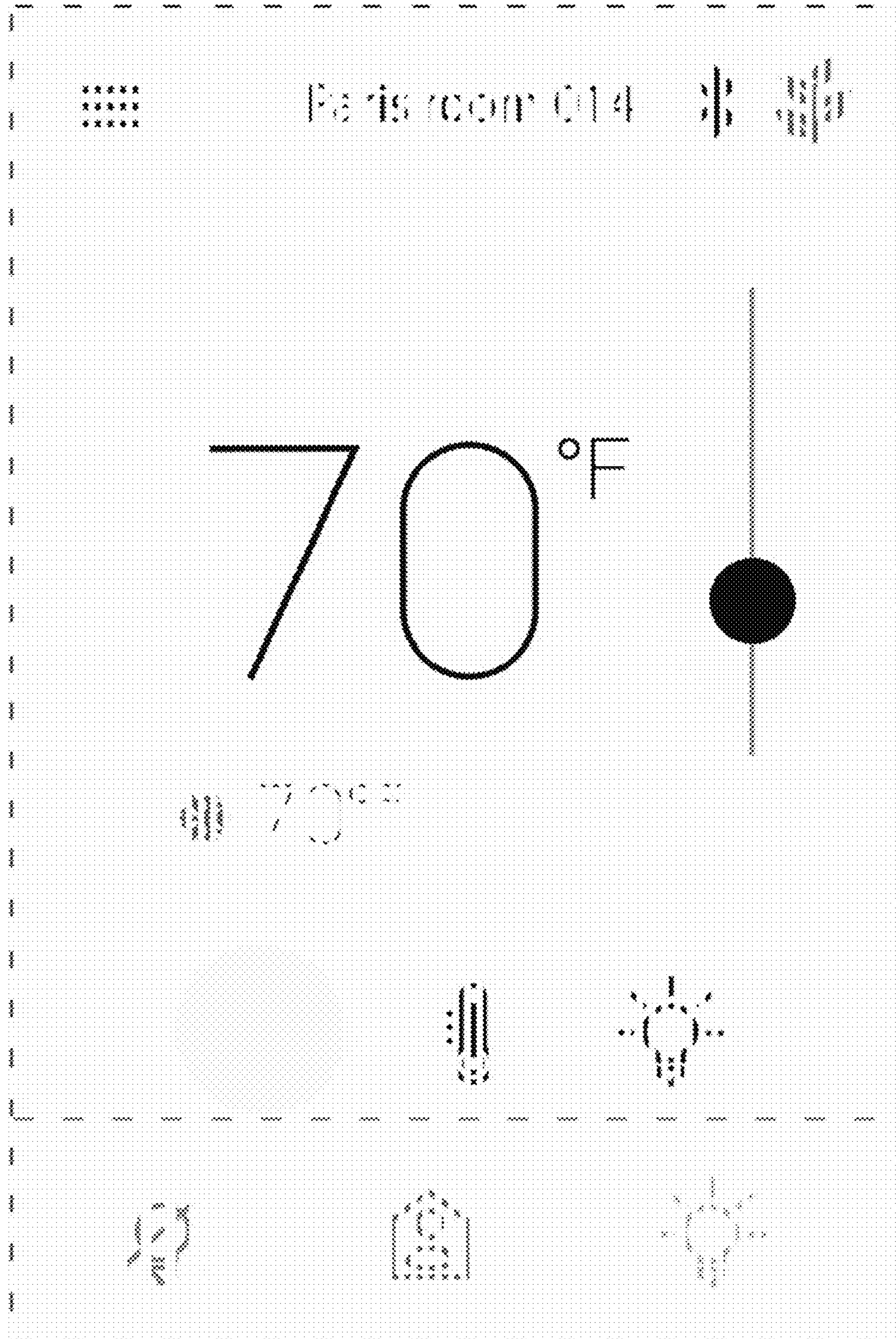


FIG. 5

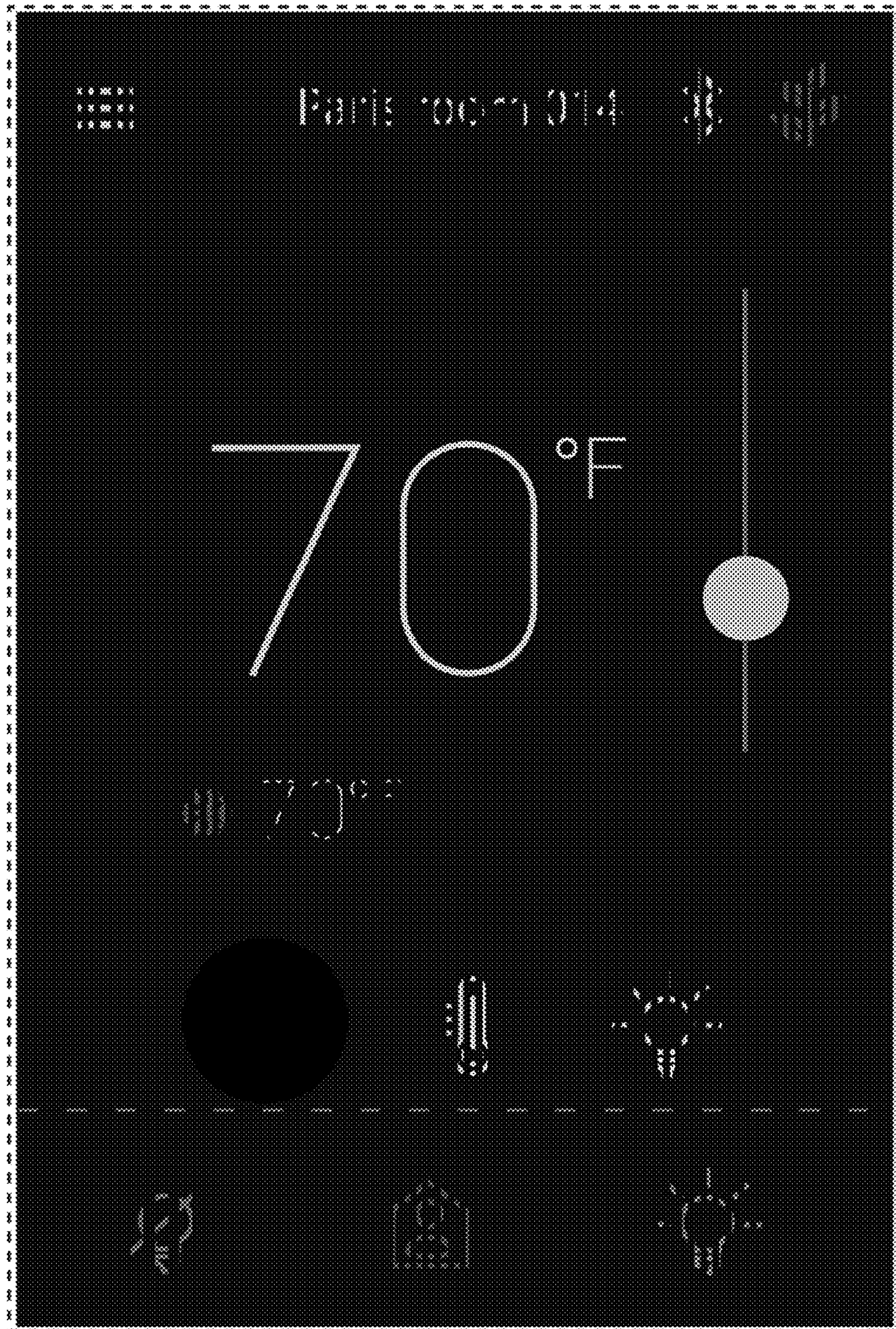


FIG. 6

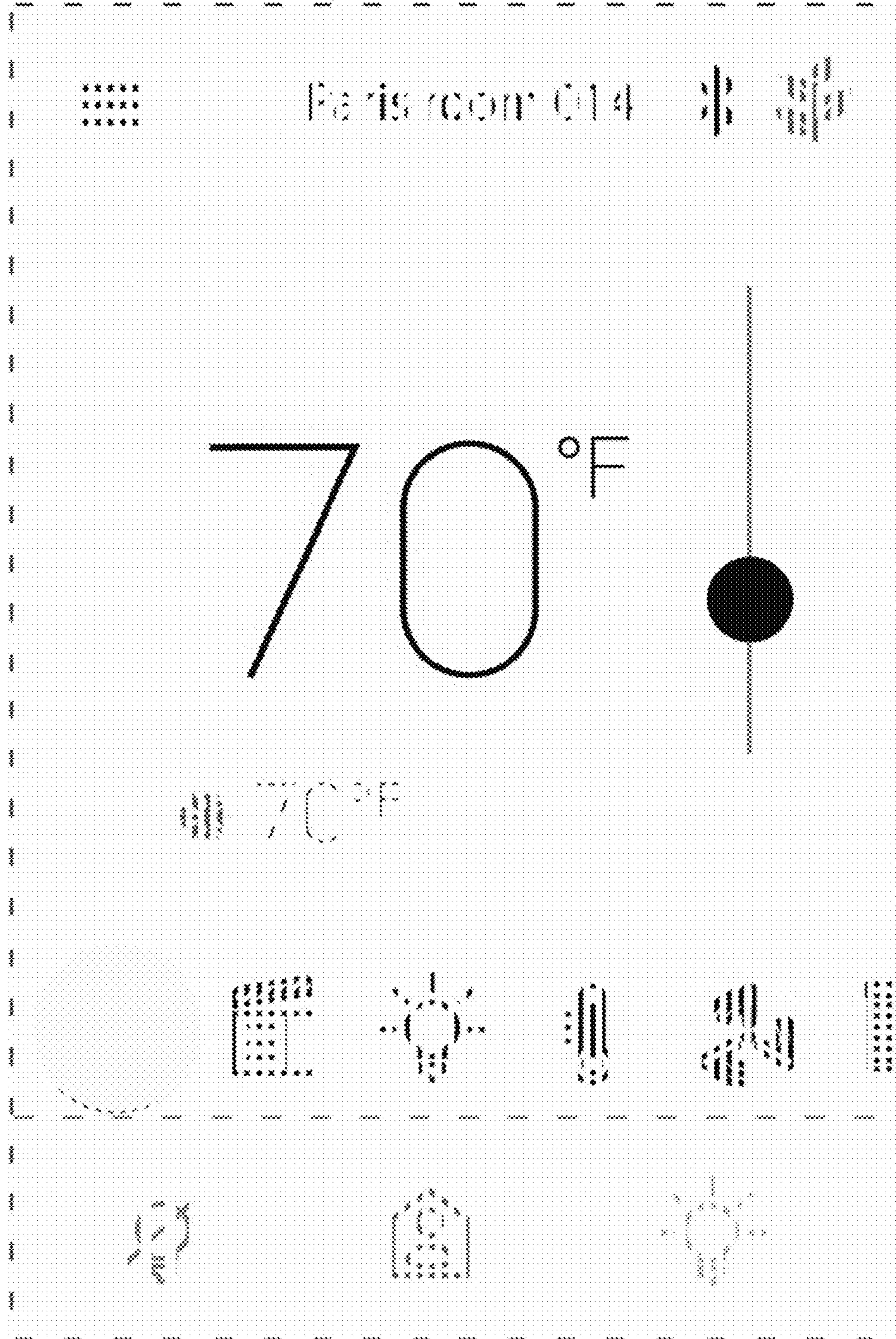


FIG. 7



FIG. 8