



US00D908702S

(12) **United States Design Patent** (10) **Patent No.:** **US D908,702 S**
Xu (45) **Date of Patent:** **** Jan. 26, 2021**

(54) **MOUSE**
(71) Applicant: **SHENZHEN LEADER-UNION TECHNOLOGY CO., LTD**, Shenzhen (CN)
(72) Inventor: **Caiyun Xu**, Shenzhen (CN)
(73) Assignee: **SHENZHEN LEADER-UNION TECHNOLOGY CO., LTD**, Shenzhen (CN)

D651,604 S * 1/2012 Fischer D14/408
D667,408 S * 9/2012 Lim D14/408
D689,494 S * 9/2013 Widiaman D14/408
D737,274 S * 8/2015 Kuo D14/408
D738,884 S * 9/2015 Zheng D14/408
D803,838 S * 11/2017 Raken D14/408
D863,302 S * 10/2019 Cheung D14/408
D871,410 S * 12/2019 Norwalk D14/402
D872,088 S * 1/2020 Turksu D14/408
D881,885 S * 4/2020 Zhan D14/408
D890,178 S * 7/2020 Xu D14/408
D898,741 S * 10/2020 Wolfson D14/408
D901,504 S * 11/2020 Chen D14/408

(**) Term: **15 Years**

* cited by examiner

(21) Appl. No.: **29/720,121**

Primary Examiner — Austin Murphy

(22) Filed: **Jan. 9, 2020**

(57) **CLAIM**

(51) **LOC (13) Cl.** **14-03**

The ornamental design for a mouse, as shown and described.

(52) **U.S. Cl.**
USPC **D14/408**

DESCRIPTION

(58) **Field of Classification Search**
USPC D14/402–411, 356, 388, 389, 383–385,
D14/417, 426; 345/156–167; 463/36–38;
358/471, 473; 273/148 B
CPC G06F 3/03543; G06F 2203/0333; G06F
3/039; G06F 3/038; G06F 2203/0384
See application file for complete search history.

FIG. 1 is a perspective view of a mouse showing my new design;
FIG. 2 is another perspective view thereof;
FIG. 3 is a front elevational view thereof;
FIG. 4 is a rear elevational view thereof;
FIG. 5 is a left side elevational view thereof;
FIG. 6 is a right side elevational view thereof;
FIG. 7 is a top plan view thereof; and,
FIG. 8 is a bottom plan view thereof.

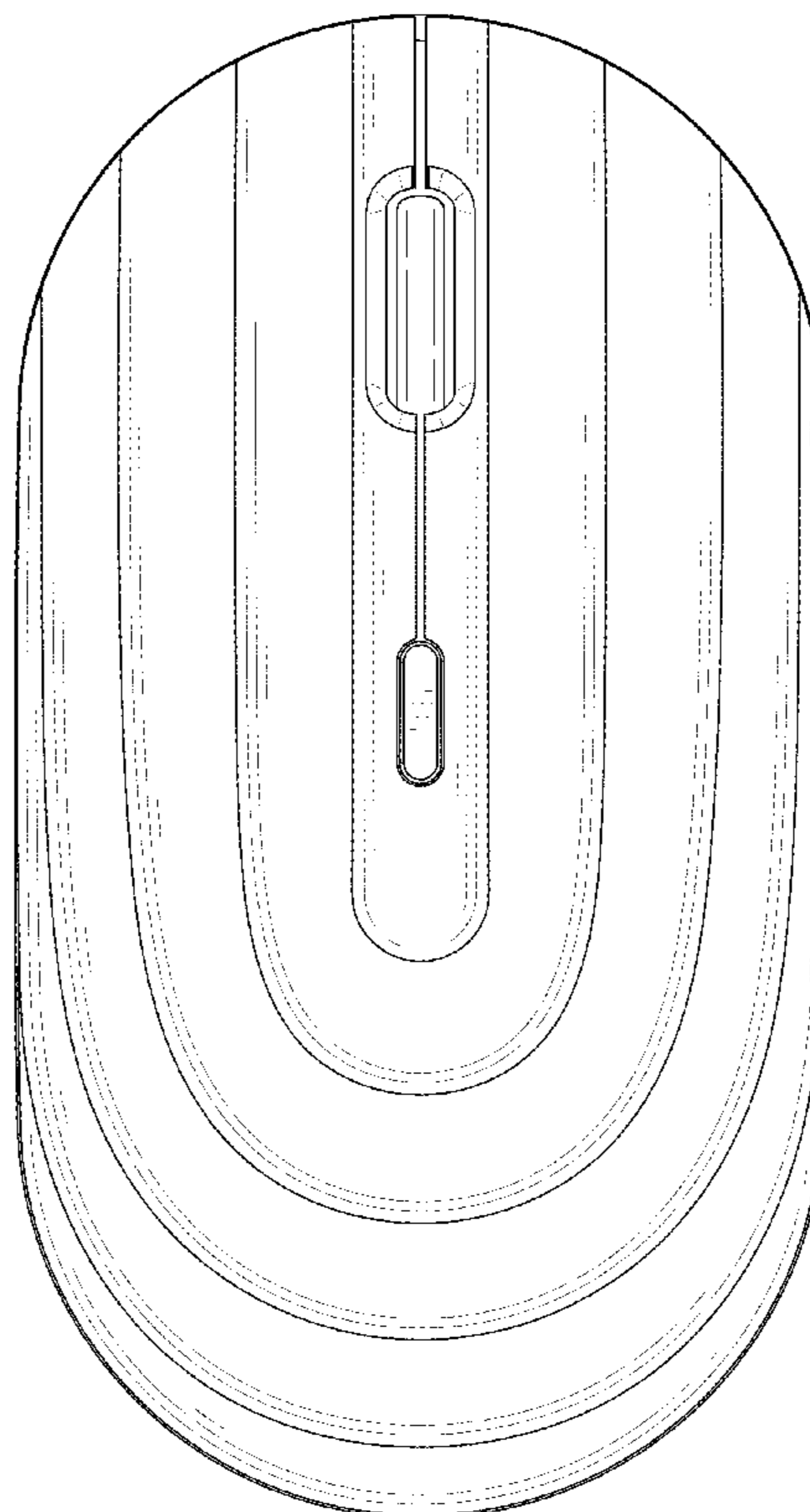
The broken lines in the drawings depict portions of the mouse that form no part of the claimed design.

(56) **References Cited**

U.S. PATENT DOCUMENTS

D513,259 S * 12/2005 Chen D14/402
D645,863 S * 9/2011 Lacotta D14/402

1 Claim, 8 Drawing Sheets



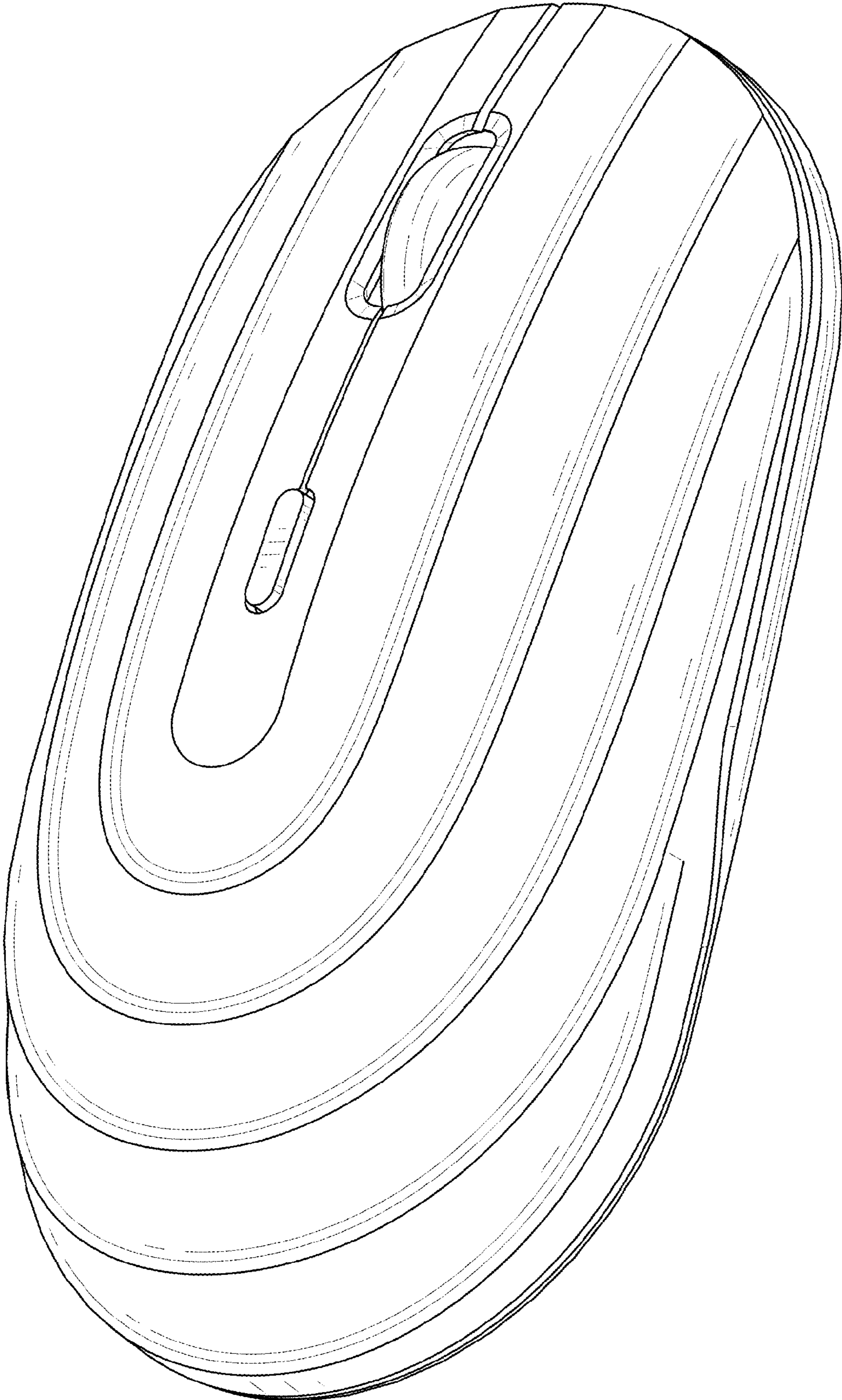


FIG. 1




FIG. 2

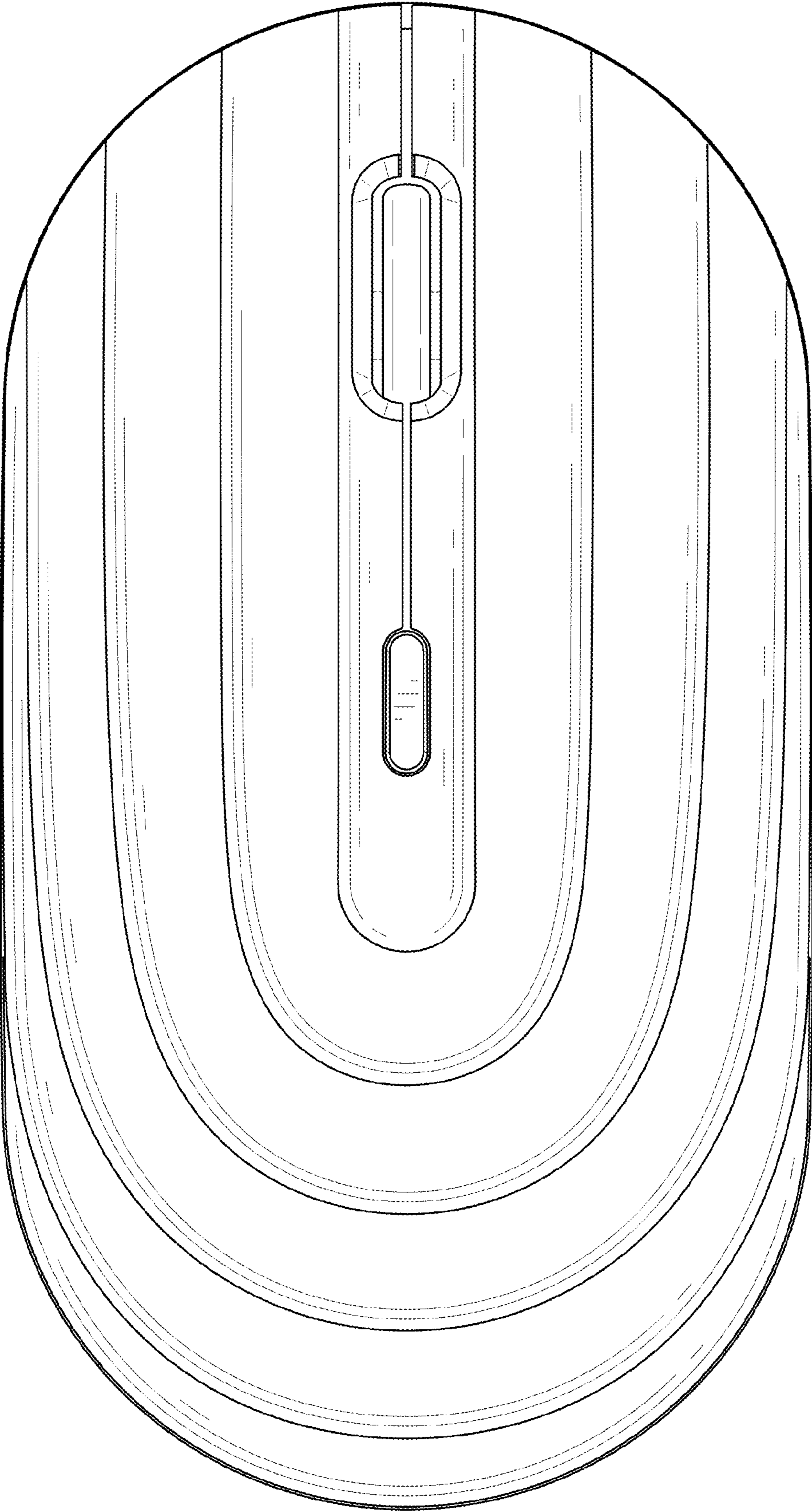


FIG. 3

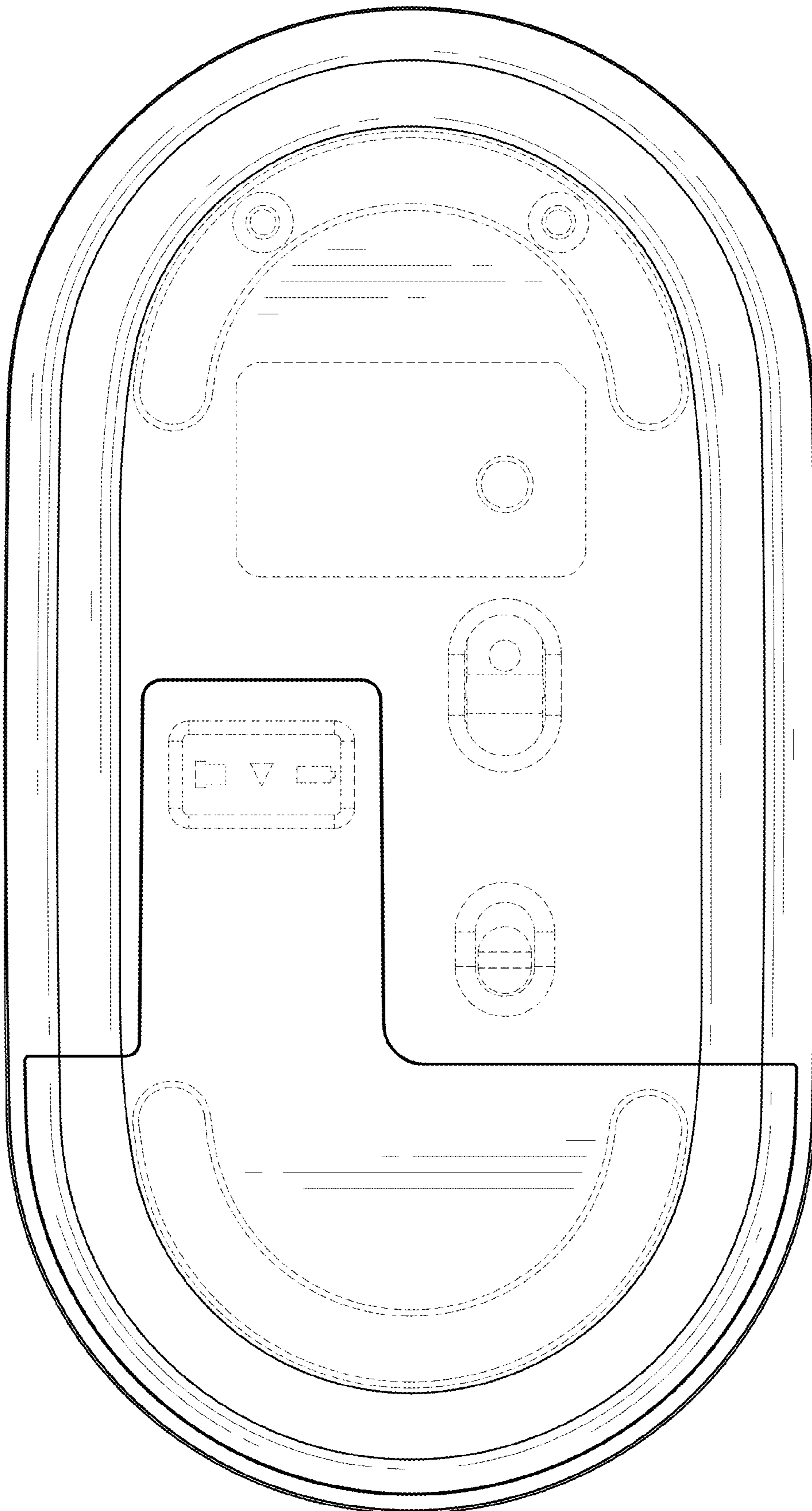


FIG. 4



FIG. 5



FIG. 6

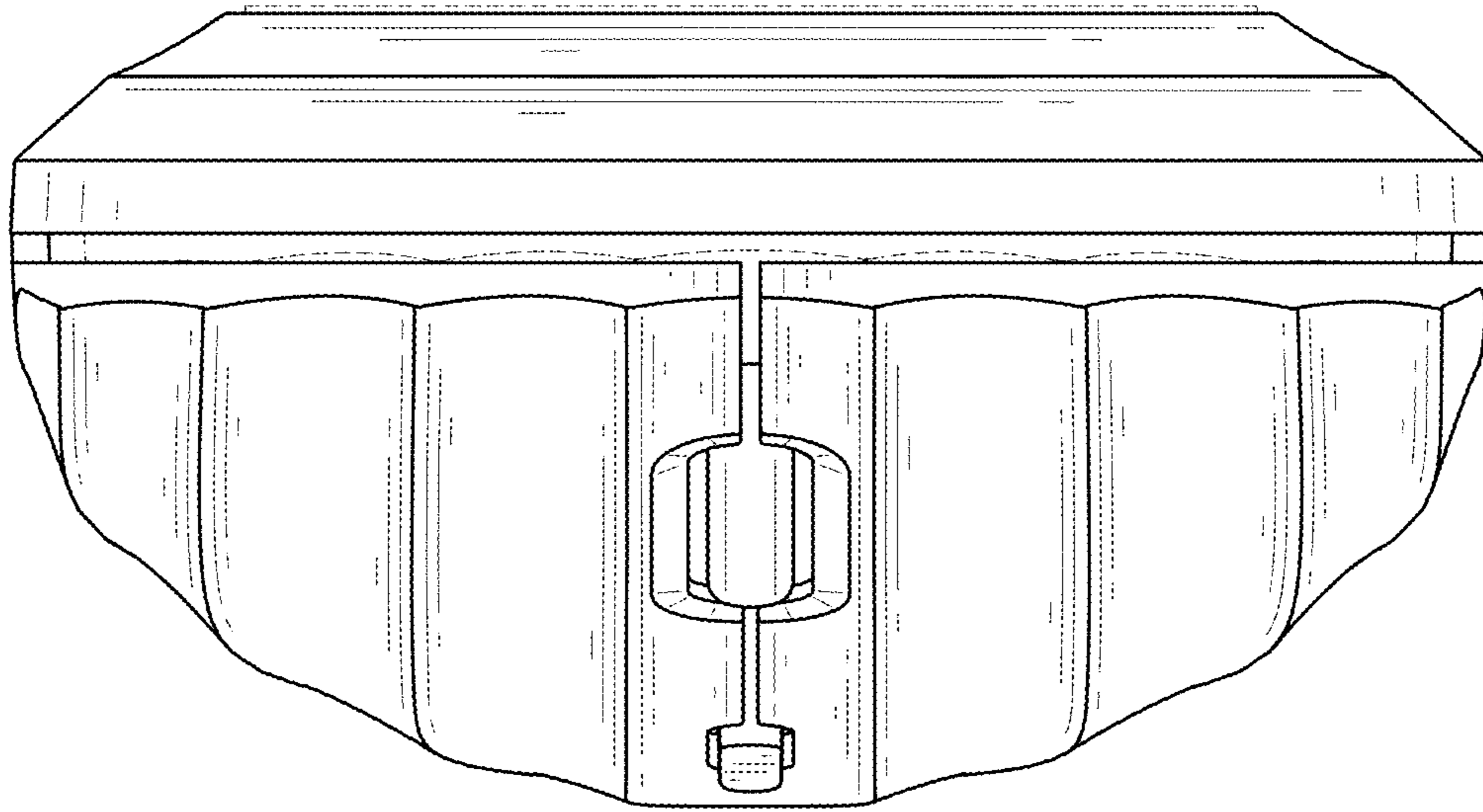


FIG. 7




FIG. 8