



US00D908684S

(12) **United States Design Patent** (10) **Patent No.:** **US D908,684 S**
Coverstone et al. (45) **Date of Patent:** **** Jan. 26, 2021**

- (54) **CASE FOR MOBILE PHONE**
- (71) Applicant: **STAR CO Scientific Technologies Advanced Research Co, LLC**, Longview, TX (US)
- (72) Inventors: **Thomas E. Coverstone**, Longview, TX (US); **Jason Montgomery**, Longview, TX (US); **Taylor Buscher**, Longview, TX (US)
- (73) Assignee: **STAR CO SCIENTIFIC TECHNOLOGIES ADVANCED RESEARCH CO, LLC**, Longview, TX (US)
- (**) Term: **15 Years**
- (21) Appl. No.: **29/703,462**
- (22) Filed: **Aug. 27, 2019**
- (51) **LOC (13) Cl.** **14-03**
- (52) **U.S. Cl.**
USPC **D14/250**; D13/103
- (58) **Field of Classification Search**
USPC D14/217, 238.1, 240, 248, 250, 251–253, D14/439, 440, 447; D13/107–108, 103, D13/119; D3/201, 218, 247, 269, 273, D3/301, 303
CPC H04B 1/3888; H04M 1/0283; H04M 1/0202; A45C 1/06; A45C 11/00; A45C 13/02; A45C 2011/002; A45F 2005/026; A45F 2200/0525; A45F 2200/0516
See application file for complete search history.

(56) **References Cited**

U.S. PATENT DOCUMENTS

- D609,464 S * 2/2010 Bullen D3/218
- D616,360 S * 5/2010 Huang D13/103
- D641,974 S * 7/2011 Stampfli D3/218
- D722,043 S * 2/2015 Requa D14/217

- D722,952 S * 2/2015 Hu D13/103
- D756,910 S * 5/2016 Gupta D13/103
- D756,911 S * 5/2016 Gupta D13/103
- D763,187 S * 8/2016 Ryan D13/103
- D767,485 S * 9/2016 To D13/103
- D797,092 S * 9/2017 To D14/250
- D806,694 S * 1/2018 Chang D14/250
- 9,900,998 B2 * 2/2018 Rostami H05K 5/0086
- 10,057,395 B1 * 8/2018 Wagstaff H04M 1/0274
- D847,129 S * 4/2019 To D14/250
- D855,601 S * 8/2019 Dang D14/250
- 2009/0186264 A1 * 7/2009 Huang H04B 1/3888
429/96
- 2012/0303520 A1 * 11/2012 Huang H04M 1/72575
705/39
- 2014/0035511 A1 * 2/2014 Ferber H02J 7/342
320/103

(Continued)

Primary Examiner — Khawaja Anwar
Assistant Examiner — Mojtaba Tehrani
(74) *Attorney, Agent, or Firm* — McAndrews, Held & Malloy, Ltd.

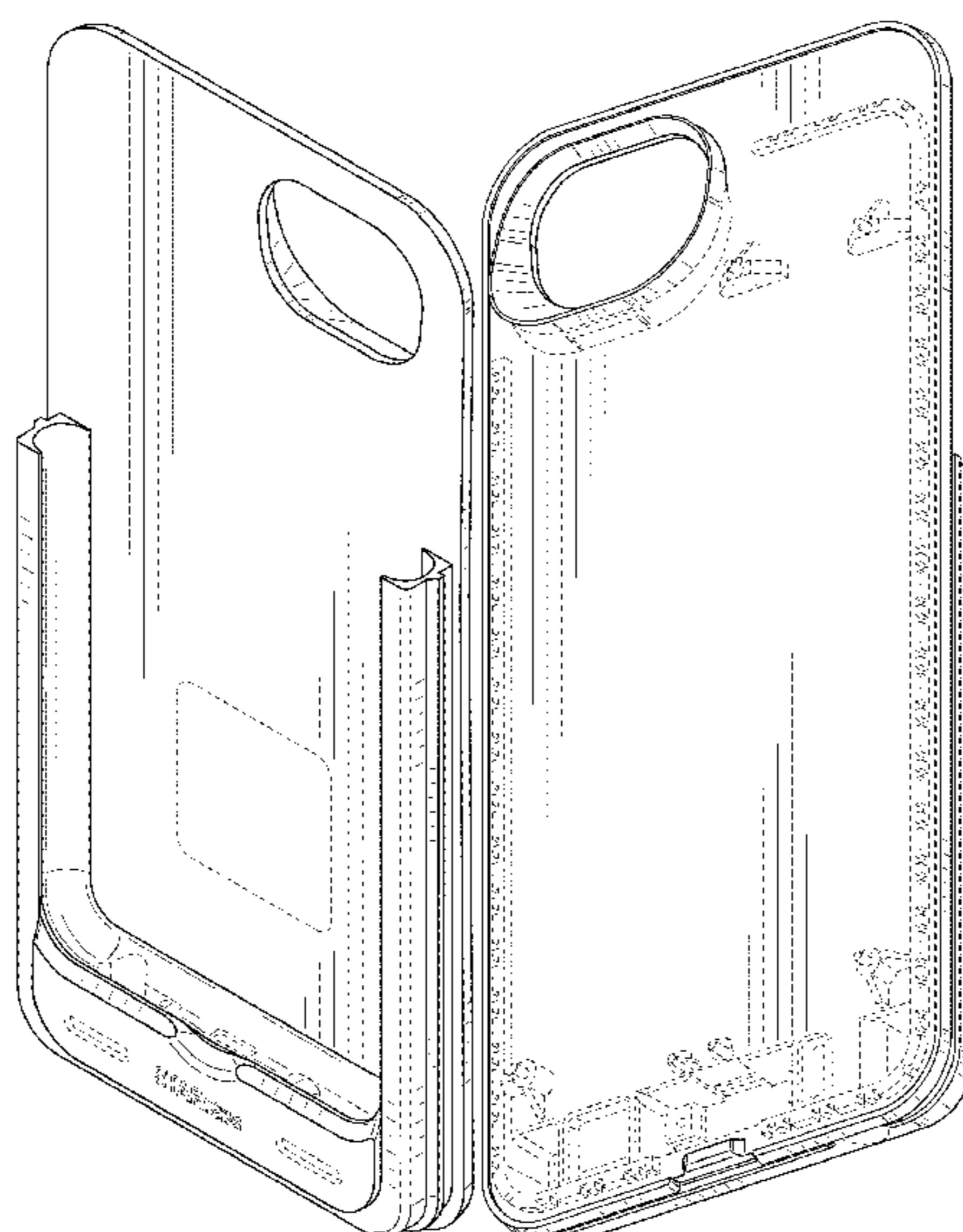
(57) **CLAIM**

The ornamental design for a case for mobile phone, as shown and described.

DESCRIPTION

FIG. 1 is a front perspective view of a case for mobile phone showing our new design;
FIG. 2 is a front elevation view thereof;
FIG. 3 is a rear elevation view thereof;
FIG. 4 is a right side elevation view thereof;
FIG. 5 is a left side elevation view thereof;
FIG. 6 is a top plan view thereof;
FIG. 7 is a bottom plan view thereof; and,
FIG. 8 is a rear perspective view thereof.
The dashed broken lines in the figures depict portions of the case for mobile phone that form no part of the claimed design.

1 Claim, 6 Drawing Sheets



(56)

References Cited

U.S. PATENT DOCUMENTS

2015/0053730 A1* 2/2015 Saks H04B 1/3888
224/191
2017/0359642 A1* 12/2017 Cho H04R 1/028
2018/0028909 A1* 2/2018 Kim H04M 1/0202
2018/0103134 A1* 4/2018 Malallah H04M 1/035

* cited by examiner

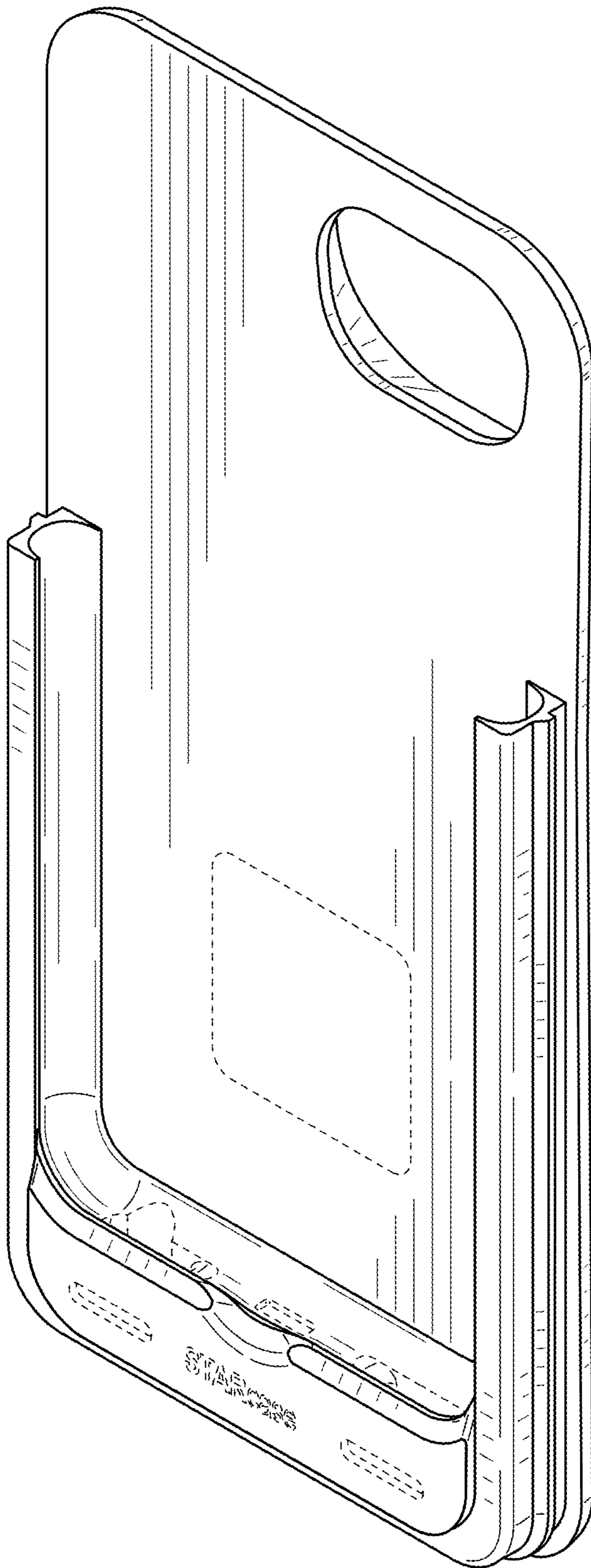


FIG. 1

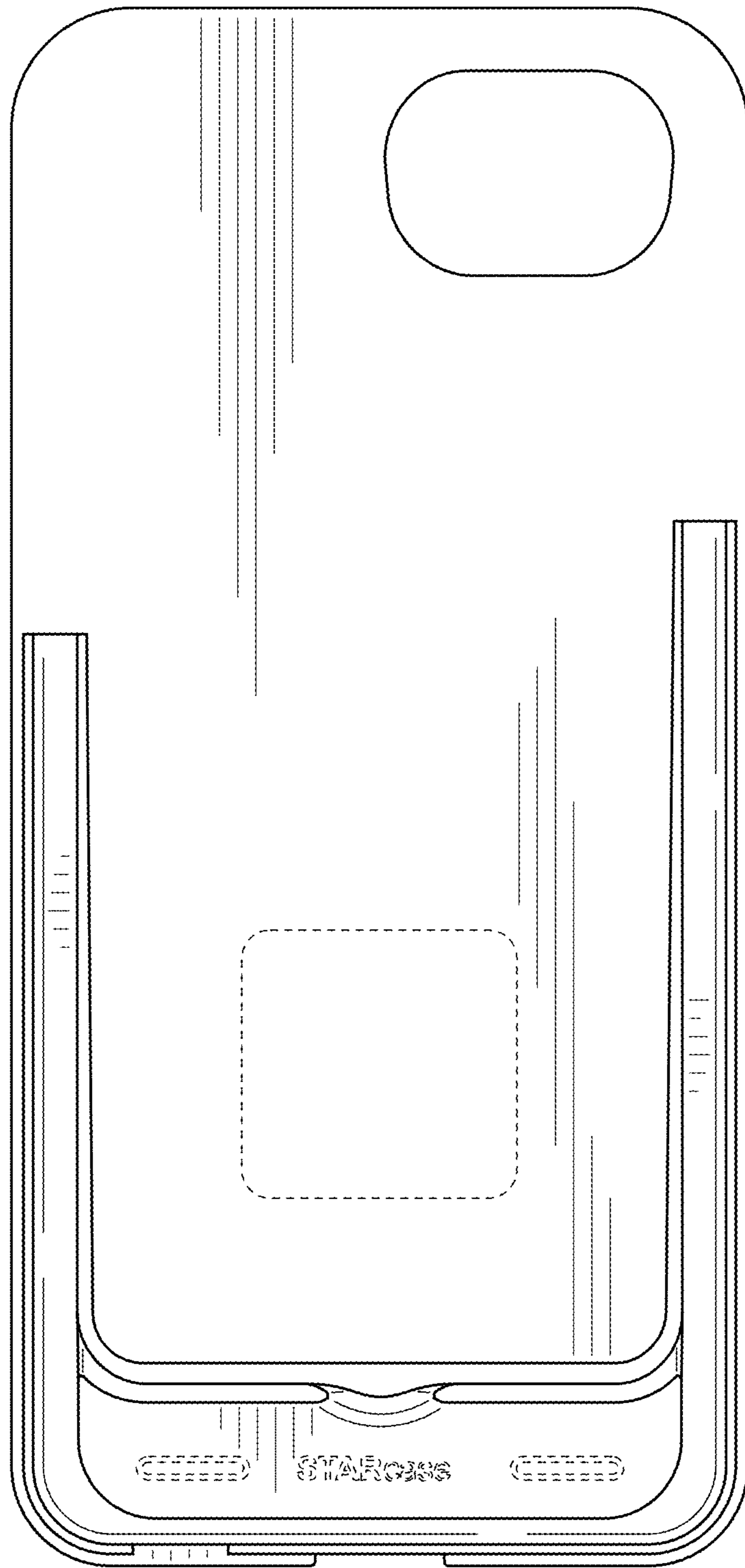


FIG. 2

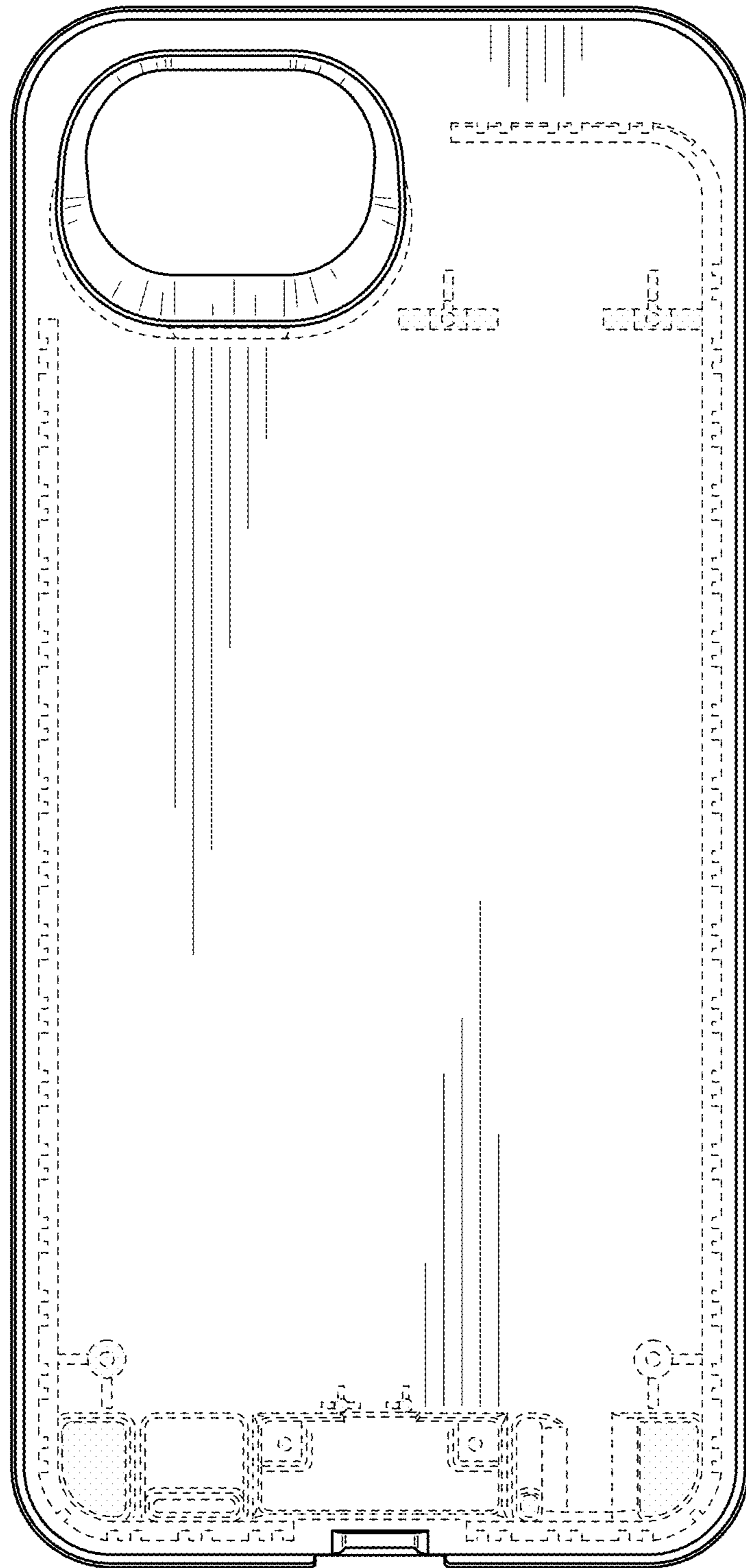


FIG. 3

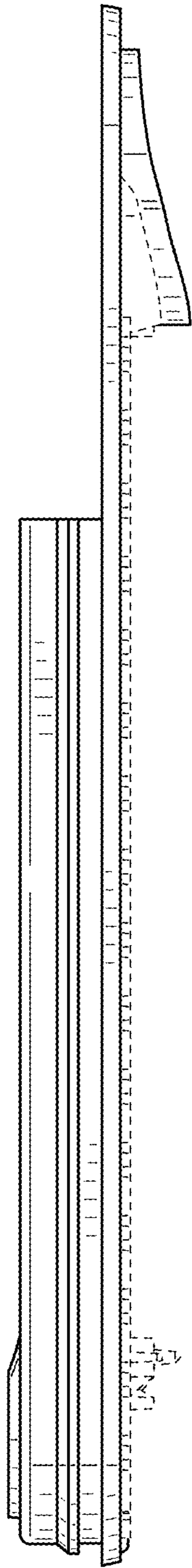


FIG. 4

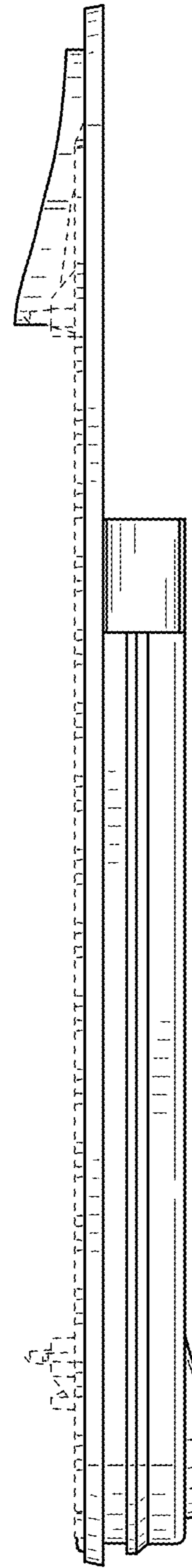


FIG. 5

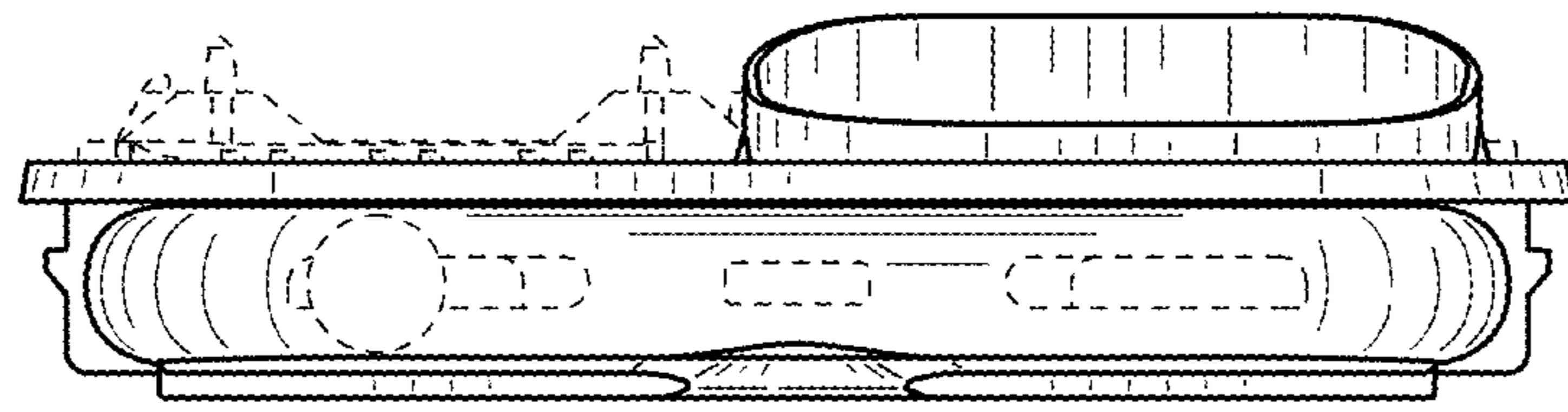


FIG. 6

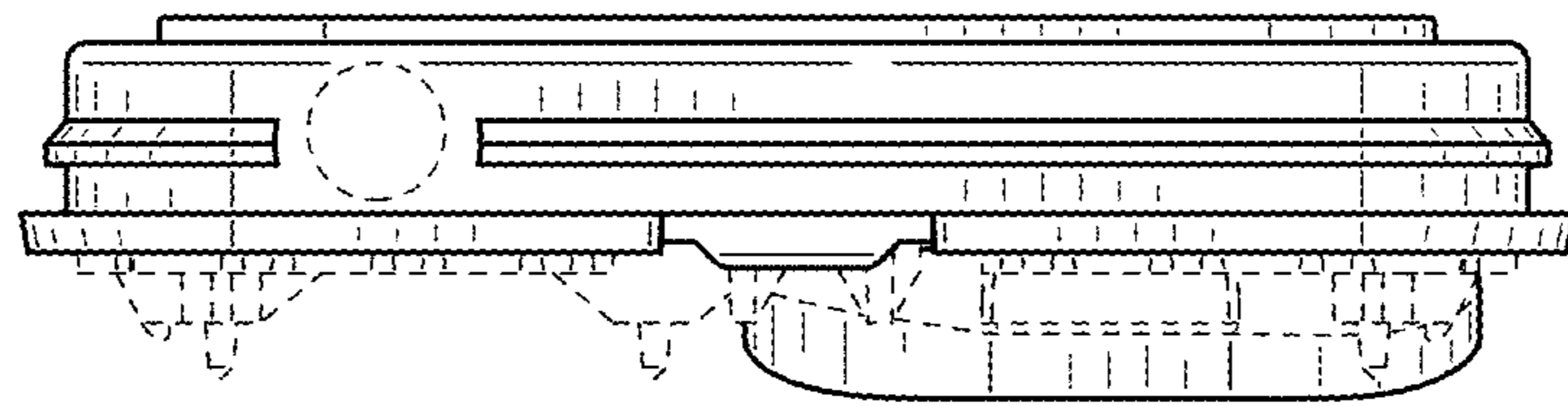


FIG. 7




FIG. 8