



US00D908683S

(12) **United States Design Patent** (10) **Patent No.:** **US D908,683 S**
Coverstone et al. (45) **Date of Patent:** **** Jan. 26, 2021**

(54) **CASE FOR MOBILE PHONE**
(71) Applicant: **STAR CO Scientific Technologies Advanced Research Co, LLC**, Longview, TX (US)
(72) Inventors: **Thomas E. Coverstone**, Longview, TX (US); **Jason Montgomery**, Longview, TX (US); **Taylor Buscher**, Longview, TX (US)

D756,911 S * 5/2016 Gupta D13/103
D759,585 S * 6/2016 Herbst D13/103
D788,759 S * 6/2017 Akana D14/250
D789,346 S * 6/2017 Akana D14/250
D797,091 S * 9/2017 To D14/250
D797,093 S * 9/2017 To D14/250
D819,620 S * 6/2018 Parker D14/250
D831,632 S * 10/2018 Jung D14/250
D847,129 S * 4/2019 To D14/250
D850,373 S * 6/2019 Zhang D13/108

(Continued)

(73) Assignee: **STAR CO SCIENTIFIC TECHNOLOGIES ADVANCED RESEARCH CO, LLC**, Longview, TX (US)

OTHER PUBLICATIONS

“Mophie Juice Pack Access—Ultra-Slim Wireless Charging Battery Case [. . .]” [online]. Mophie. [Date first available on Oct. 28, 2019]. Retrieved from the Internet: <<https://www.amazon.com/dp/B07Z9V21SP/>>.*

(**) Term: **15 Years**

Primary Examiner — Khawaja Anwar
Assistant Examiner — Mojtaba Tehrani

(21) Appl. No.: **29/703,461**

(74) *Attorney, Agent, or Firm* — McAndrews, Held & Malloy, Ltd.

(22) Filed: **Aug. 27, 2019**

(51) **LOC (13) Cl.** **14-03**

(52) **U.S. Cl.**
USPC **D14/250; D13/103**

(57) **CLAIM**

(58) **Field of Classification Search**
USPC D14/217, 238.1, 240, 248, 250, 251–253, D14/439, 440, 447; D13/107–108, 103, D13/119; D3/201, 218, 247, 269, 273, D3/301, 303
CPC H04B 1/3888; H04M 1/0283; H04M 1/0202; A45C 1/06; A45C 11/00; A45C 13/02; A45C 2011/002; A45F 2005/026; A45F 2200/0525; A45F 2200/0516
See application file for complete search history.

The ornamental design for a case for mobile phone, as shown and described.

DESCRIPTION

(56) **References Cited**

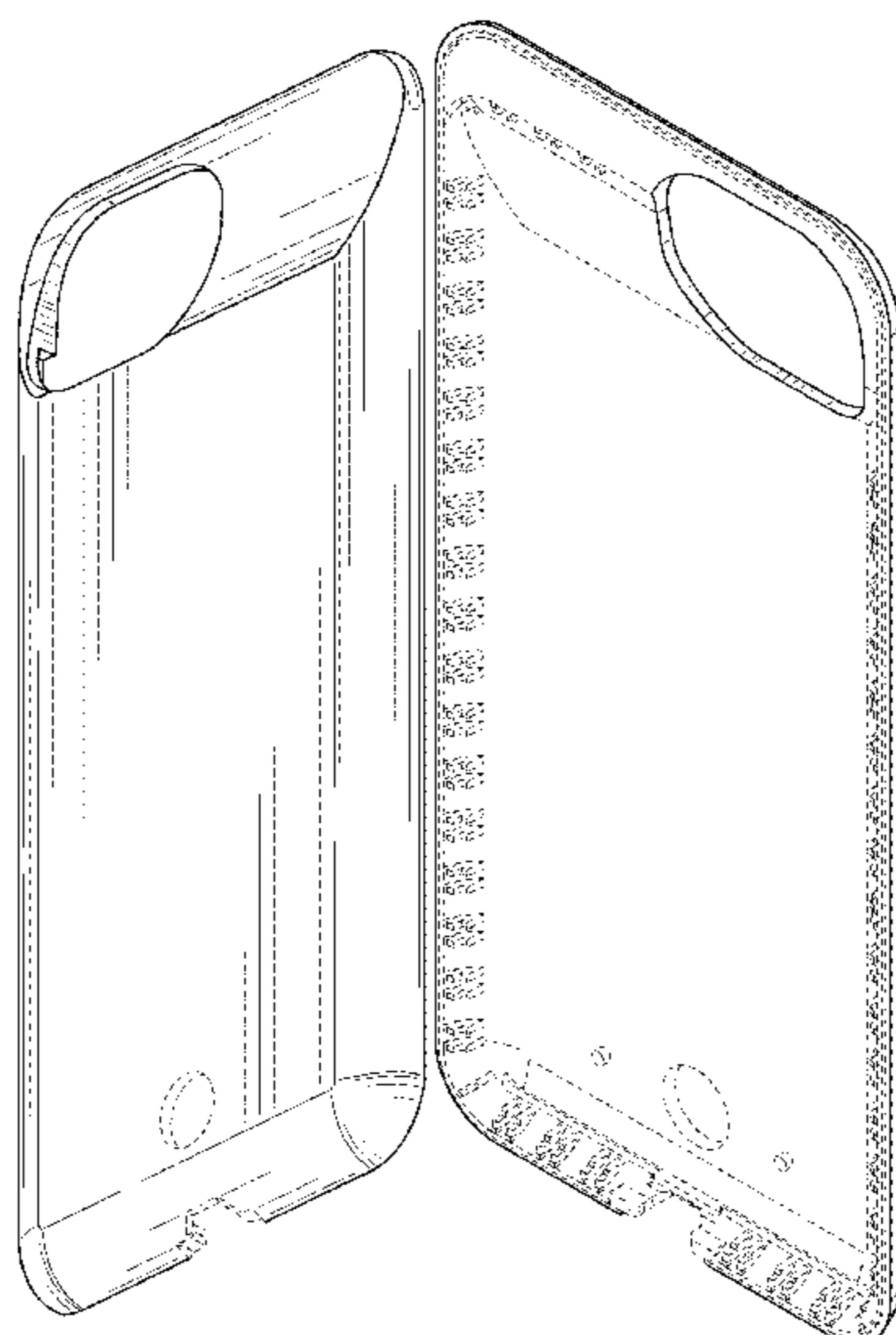
U.S. PATENT DOCUMENTS

D671,493 S * 11/2012 Hasbrook D13/119
D710,795 S * 8/2014 Gupta D13/103
D711,863 S * 8/2014 Wen D14/250
D756,909 S * 5/2016 Gupta D13/103
D756,910 S * 5/2016 Gupta D13/103

FIG. 1 is a front perspective view of a case for mobile phone showing our new design;
FIG. 2 is a front elevation view thereof;
FIG. 3 is a rear elevation view thereof;
FIG. 4 is a right side elevation view thereof;
FIG. 5 is a left side elevation view thereof;
FIG. 6 is a top plan view thereof;
FIG. 7 is a bottom plan view thereof; and,
FIG. 8 is a rear perspective view thereof.

The dashed broken lines in the figures depict portions of the case for mobile phone that form no part of the claimed design.

1 Claim, 6 Drawing Sheets



(56)

References Cited

U.S. PATENT DOCUMENTS

D858,505	S	*	9/2019	Zhang	D14/250
D860,179	S	*	9/2019	Dang	D14/250
D861,654	S	*	10/2019	Dang	D14/250
10,503,205	B2	*	12/2019	Spevak	A45C 11/00
D883,917	S	*	5/2020	Chen	D13/103
D888,702	S	*	6/2020	Yoon	D14/250
2012/0088558	A1	*	4/2012	Song	H04M 1/18 455/575.1
2015/0244407	A1	*	8/2015	Peral	H04B 1/3888 455/575.8

* cited by examiner




FIG. 1




FIG. 2

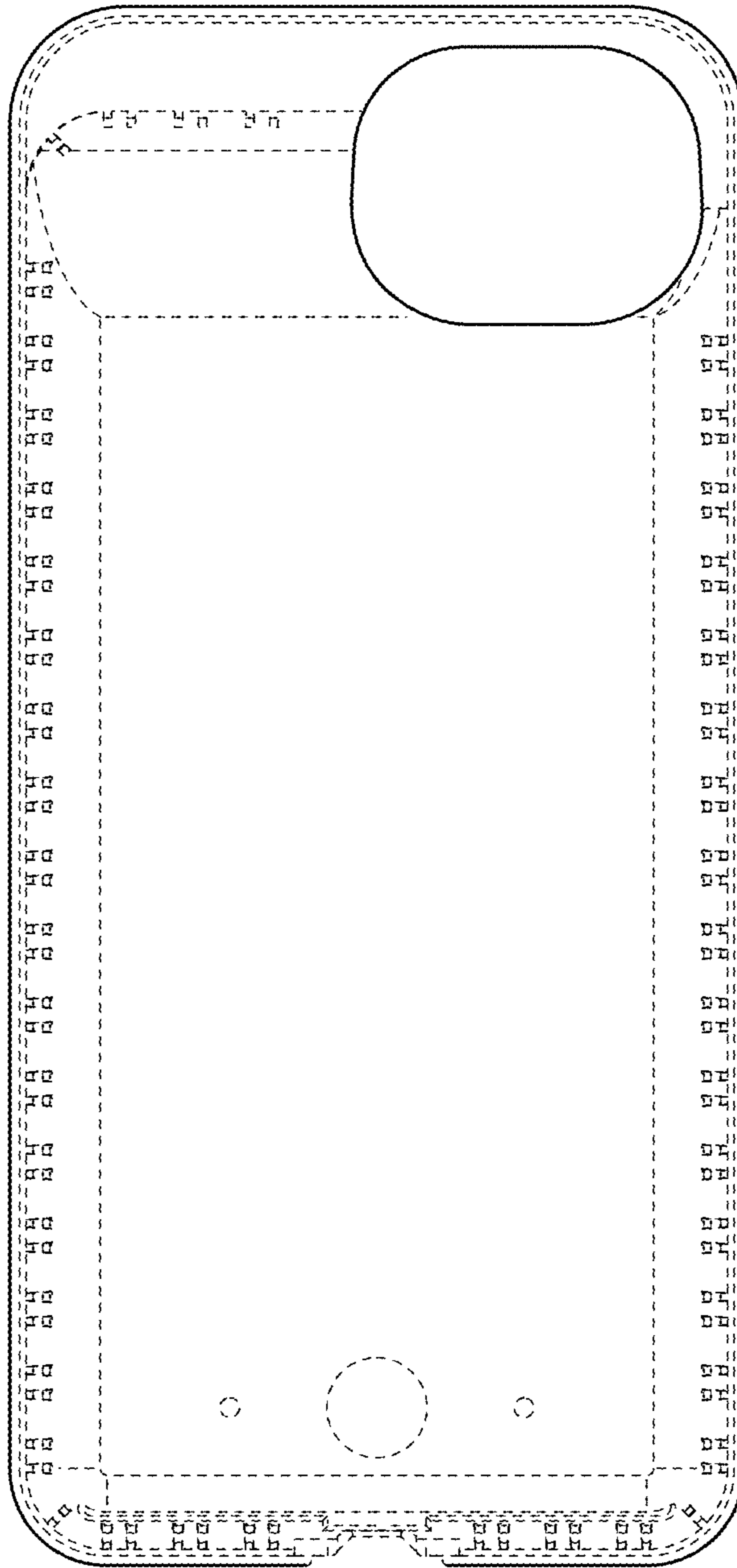


FIG. 3

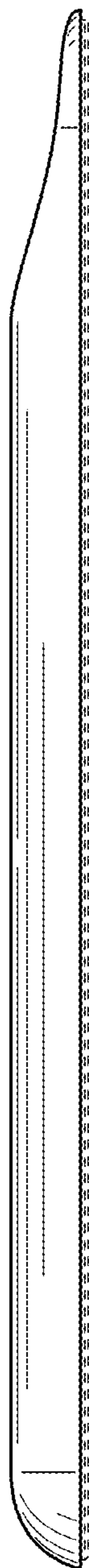


FIG. 4



FIG. 5



FIG. 6

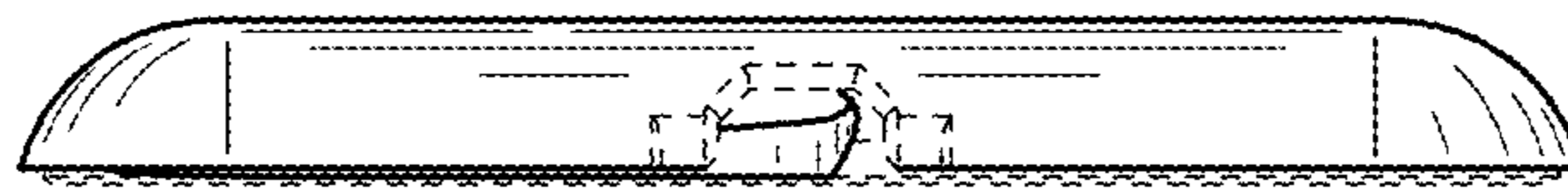


FIG. 7

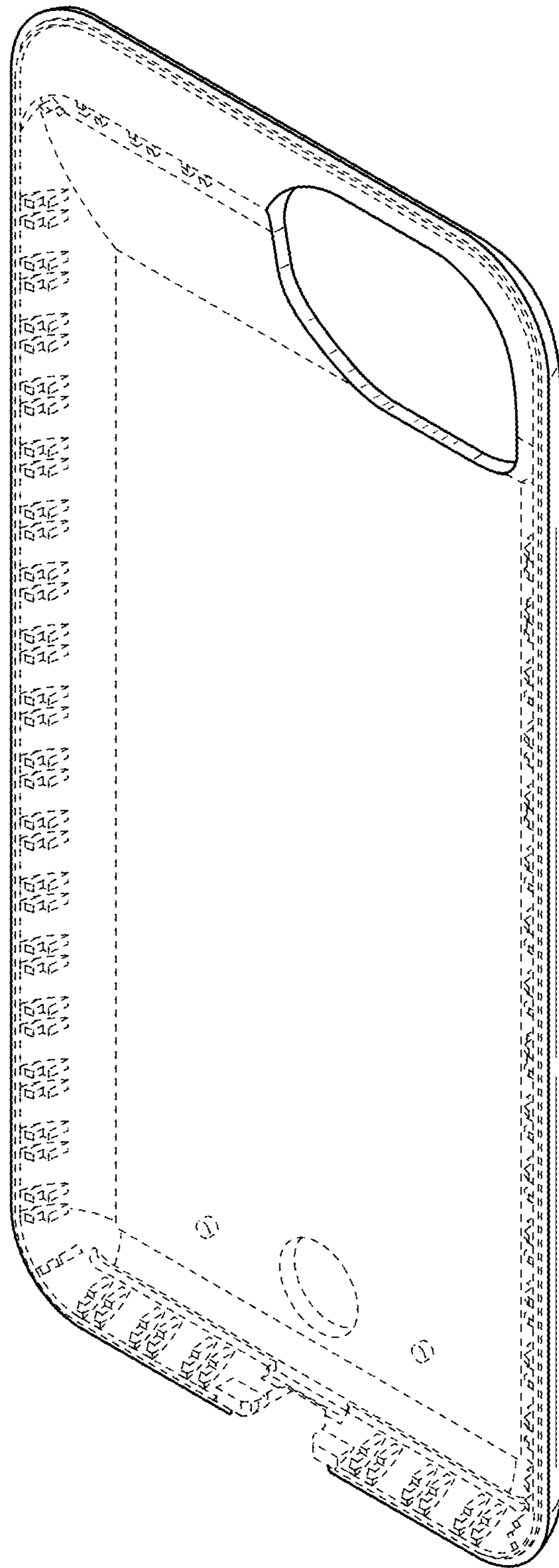


FIG. 8