



US00D908682S

(12) **United States Design Patent** (10) **Patent No.:** **US D908,682 S**  
**Coverstone et al.** (45) **Date of Patent:** **\*\* Jan. 26, 2021**

(54) **BUMPER CASE FOR MOBILE PHONE**

OTHER PUBLICATIONS

(71) Applicant: **STAR CO Scientific Technologies Advanced Research Co, LLC**, Longview, TX (US)

“YOUMAKER [2020 Upgraded] iPhone SE 2020 Case, Full Body Rugged with Built-in Screen Protector [ . . . ]” [online]. YOUMAKER. [Product date first available on Jun. 11, 2020]. Retrieved from the Internet: <<https://www.amazon.com/dp/B08B1D3QLN/>>.\*

(72) Inventors: **Thomas E. Coverstone**, Longview, TX (US); **Jason Montgomery**, Longview, TX (US); **Taylor Buscher**, Longview, TX (US); **Jarmo Ikonen**, Lahti (FI)

*Primary Examiner* — Khawaja Anwar  
*Assistant Examiner* — Mojtaba Tehrani

(74) *Attorney, Agent, or Firm* — McAndrews, Held & Malloy, Ltd.

(73) Assignee: **STAR CO SCIENTIFIC TECHNOLOGIES ADVANCED RESEARCH CO, LLC**, Longview, TX (US)

(57) **CLAIM**

The ornamental design for a bumper case for mobile phone, as shown and described.

(\*\*) Term: **15 Years**

**DESCRIPTION**

(21) Appl. No.: **29/703,448**

(22) Filed: **Aug. 27, 2019**

(51) **LOC (13) Cl.** ..... **14-03**

(52) **U.S. Cl.**  
USPC ..... **D14/250**

(58) **Field of Classification Search**  
USPC .... D14/217, 238.1, 240, 248, 250, 251–253, D14/439, 440, 447; D13/107–108, 103, D13/119; D3/201, 218, 247, 269, 273, D3/301, 303  
CPC ..... H04B 1/3888; H04M 1/0283; H04M 1/0202; A45C 1/06; A45C 11/00; A45C 13/02; A45C 2011/002; A45F 2005/026; A45F 2200/0525; A45F 2200/0516  
See application file for complete search history.

FIG. 1 is a front perspective view of a bumper case for mobile phone showing our new design according to a first embodiment;  
FIG. 2 is a front elevation view thereof;  
FIG. 3 is a rear elevation view thereof;  
FIG. 4 is a right side elevation view thereof;  
FIG. 5 is a left side elevation view thereof;  
FIG. 6 is a top plan view thereof;  
FIG. 7 is a bottom plan view thereof;  
FIG. 8 is a rear perspective view thereof;  
FIG. 9 is a front perspective view of a bumper case for mobile phone showing our new design according to a second embodiment;  
FIG. 10 is a front elevation view thereof;  
FIG. 11 is a rear elevation view thereof;  
FIG. 12 is a right side elevation view thereof;  
FIG. 13 is a left side elevation view thereof;  
FIG. 14 is a top plan view thereof;  
FIG. 15 is a bottom plan view thereof; and,  
FIG. 16 is a rear perspective view thereof.  
The dashed broken lines in the figures depict portions of the bumper case for mobile phone that form no part of the claimed design.

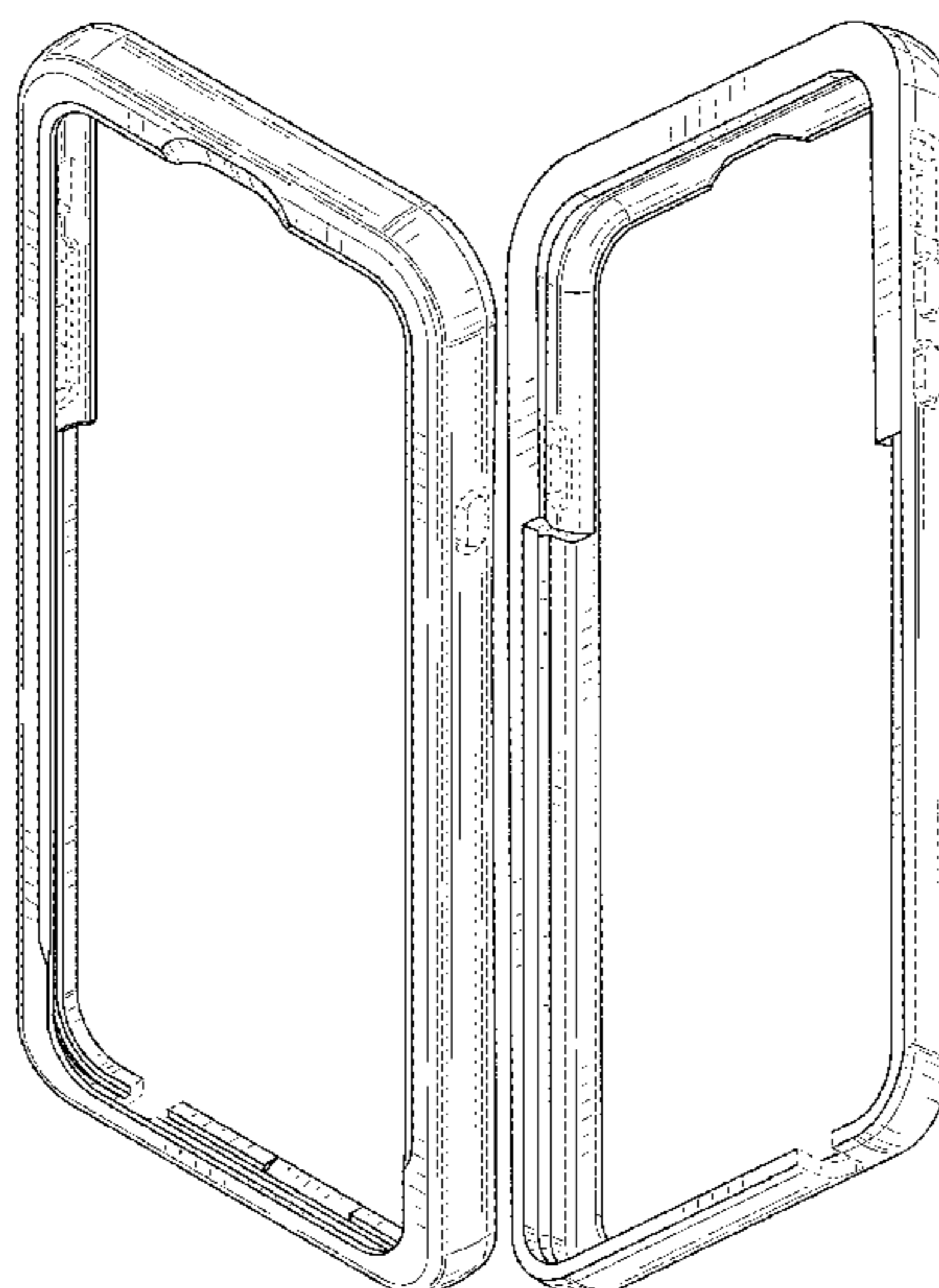
(56) **References Cited**

U.S. PATENT DOCUMENTS

D671,930 S \* 12/2012 Akana ..... D14/250  
D673,937 S \* 1/2013 Cheng ..... D14/250  
D674,789 S \* 1/2013 Wen ..... H04B 1/3888  
D14/250

(Continued)

**1 Claim, 12 Drawing Sheets**



(56)

**References Cited**

U.S. PATENT DOCUMENTS

D679,695 S \* 4/2013 Fahrendorff ..... D14/250  
D696,238 S \* 12/2013 Murchison ..... D14/250  
D696,240 S \* 12/2013 Kim ..... D14/250  
D703,649 S \* 4/2014 Wikel ..... D14/250  
D722,312 S \* 2/2015 Tages ..... D14/250  
D775,617 S \* 1/2017 Samson ..... D14/250  
D783,588 S \* 4/2017 Chang ..... D14/250  
D787,490 S \* 5/2017 Akana ..... D14/250  
2011/0297578 A1 \* 12/2011 Stiehl ..... A45F 5/00  
206/701  
2016/0021996 A1 \* 1/2016 Tien ..... A45C 11/00  
224/191  
2018/0270339 A1 \* 9/2018 Pellegrino ..... H04M 1/185  
2019/0104818 A1 \* 4/2019 Deng ..... A45C 11/00

\* cited by examiner

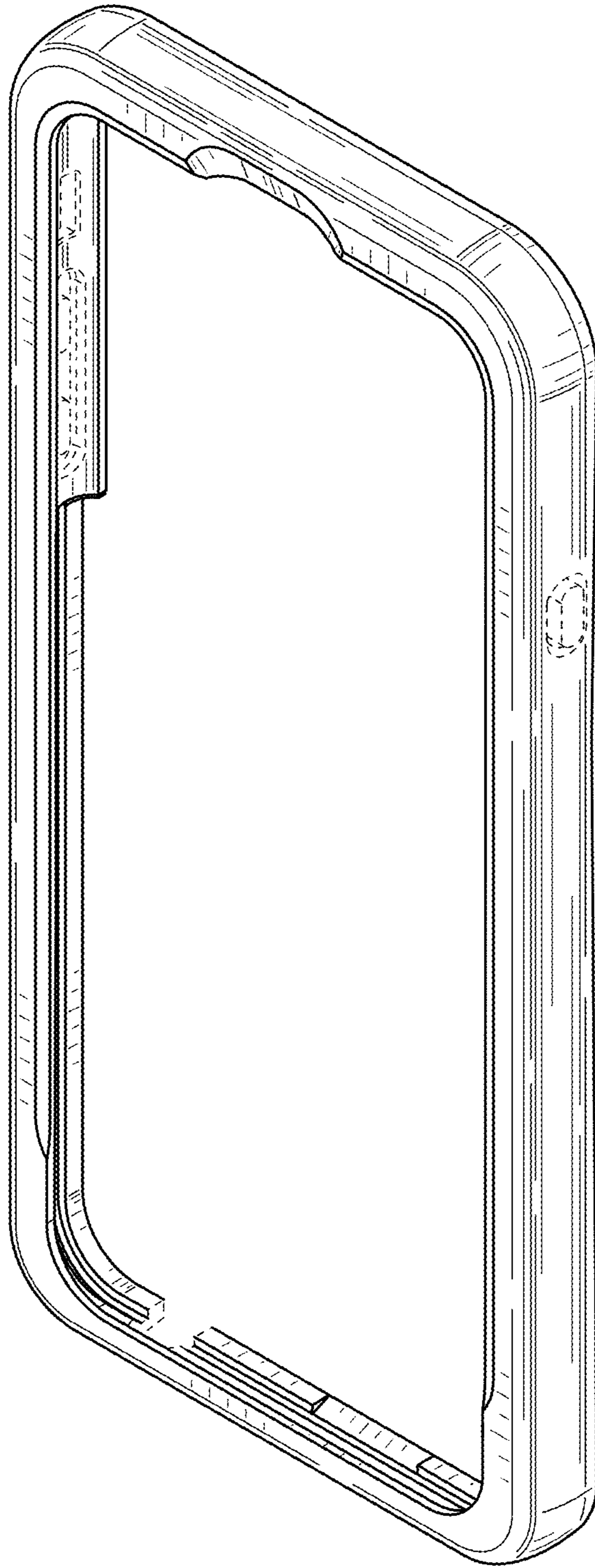


FIG. 1




FIG. 2

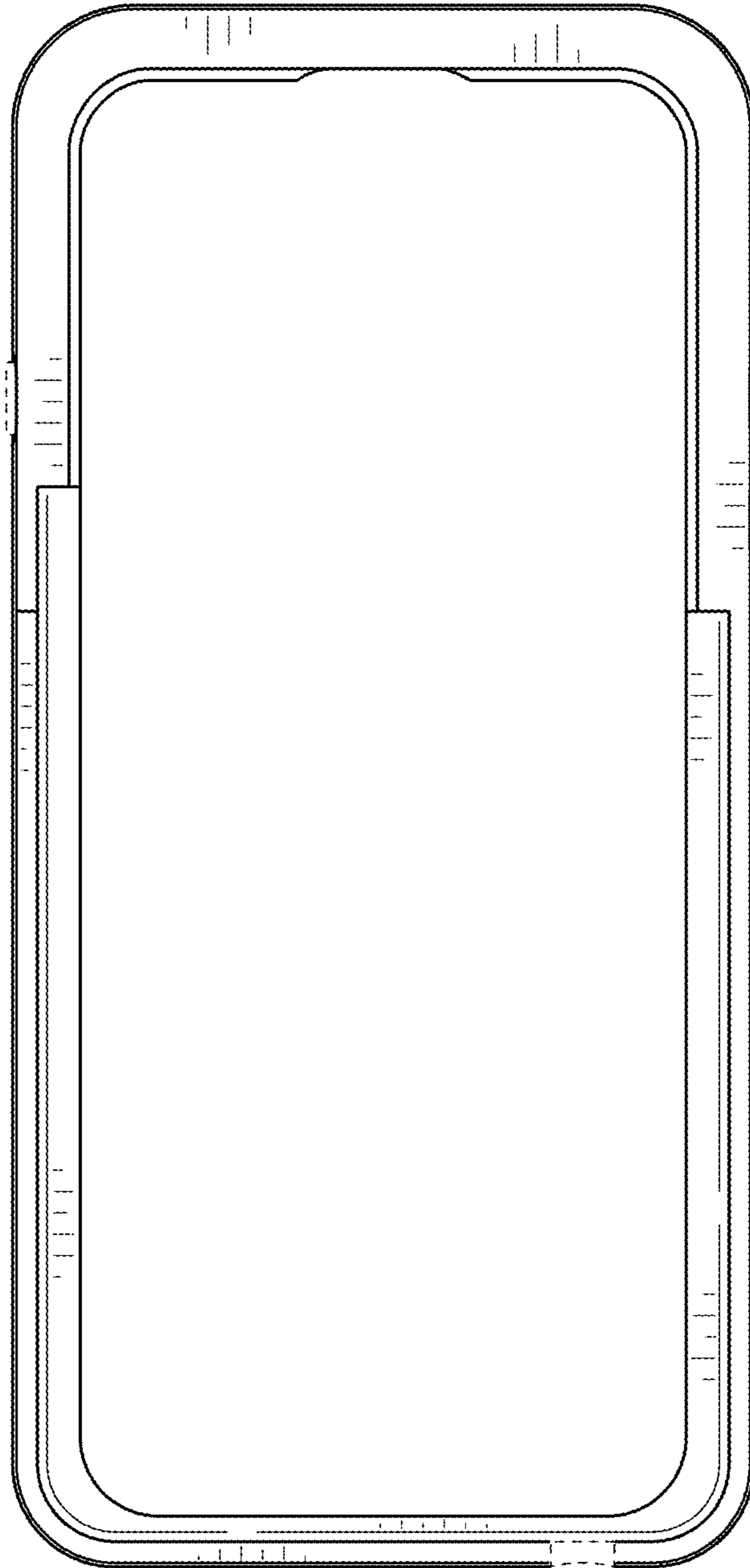


FIG. 3






FIG. 4




FIG. 5

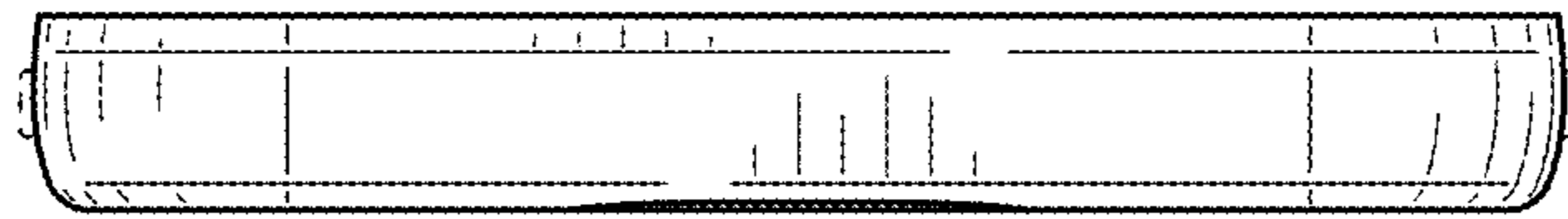


FIG. 6

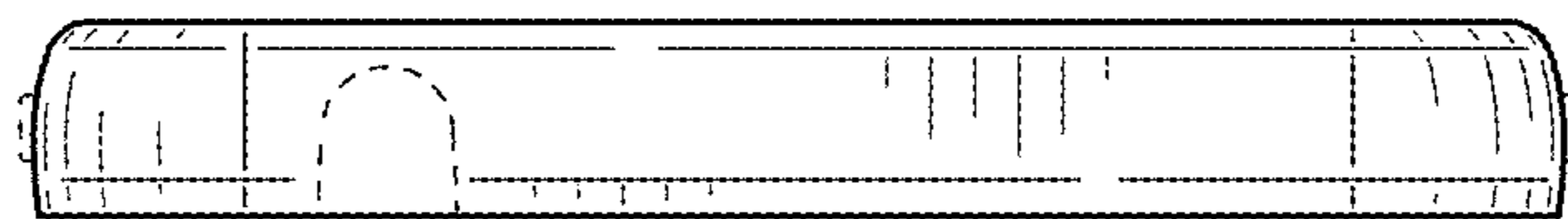


FIG. 7

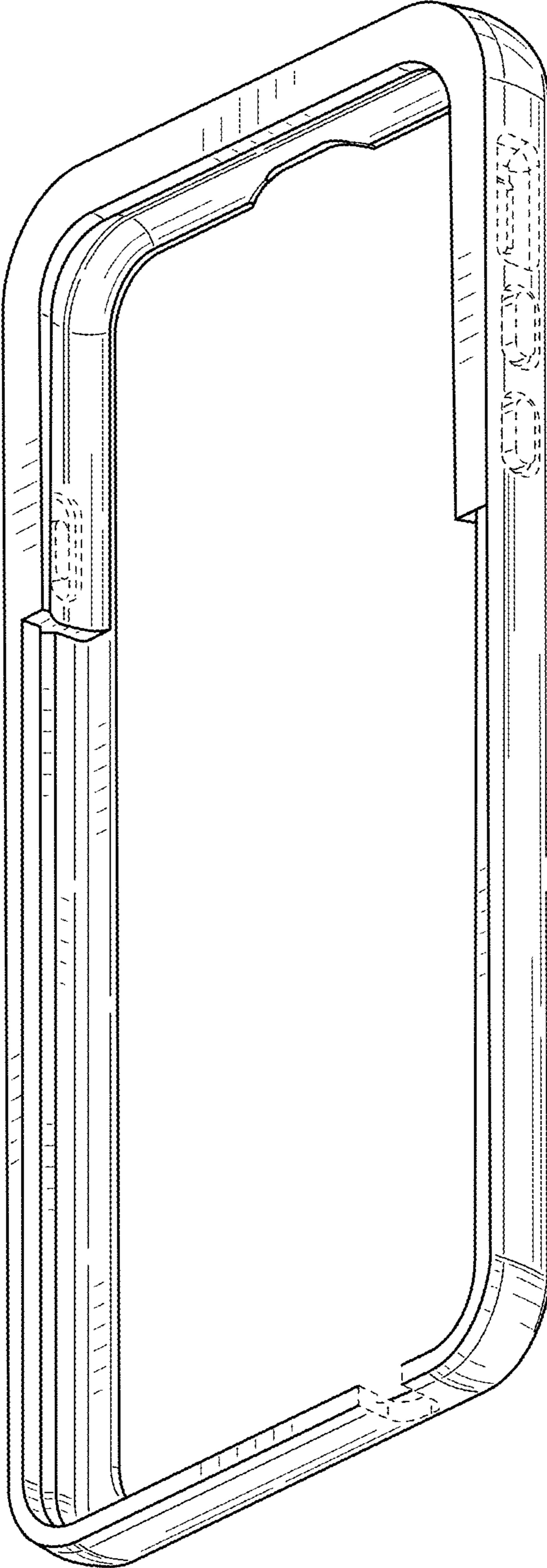


FIG. 8



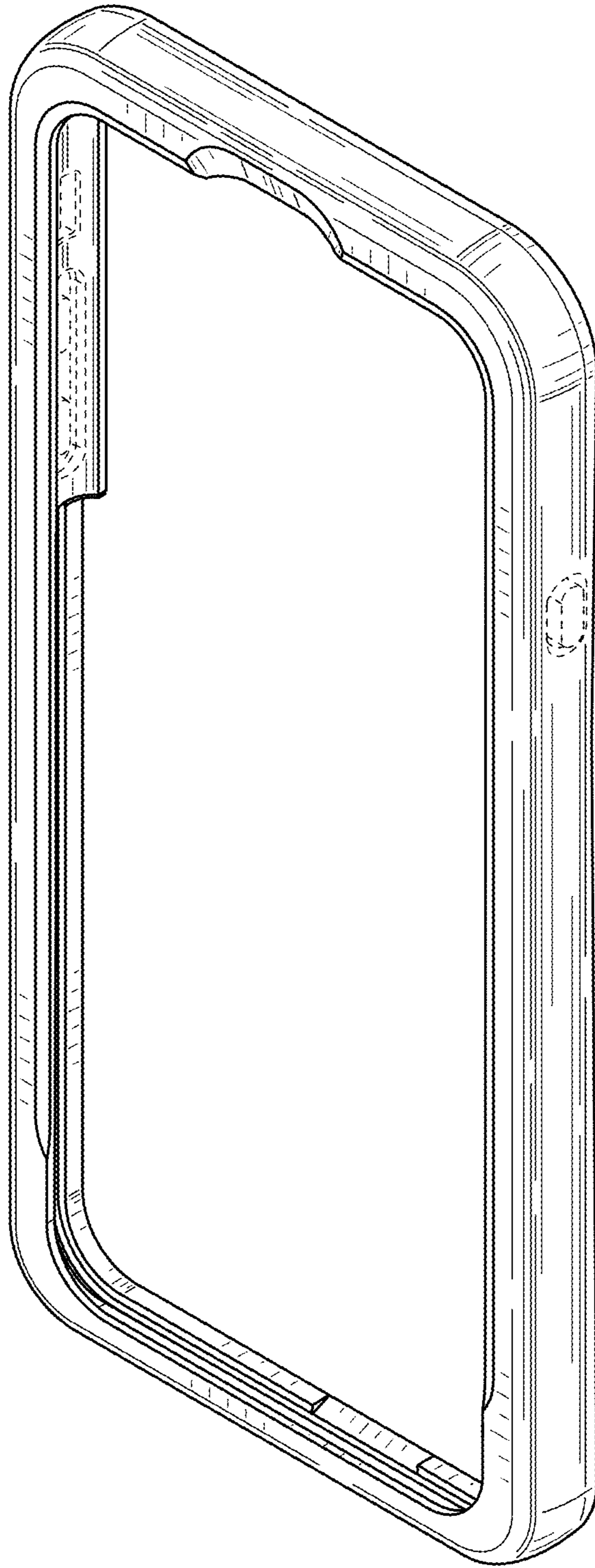


FIG. 9




FIG. 10

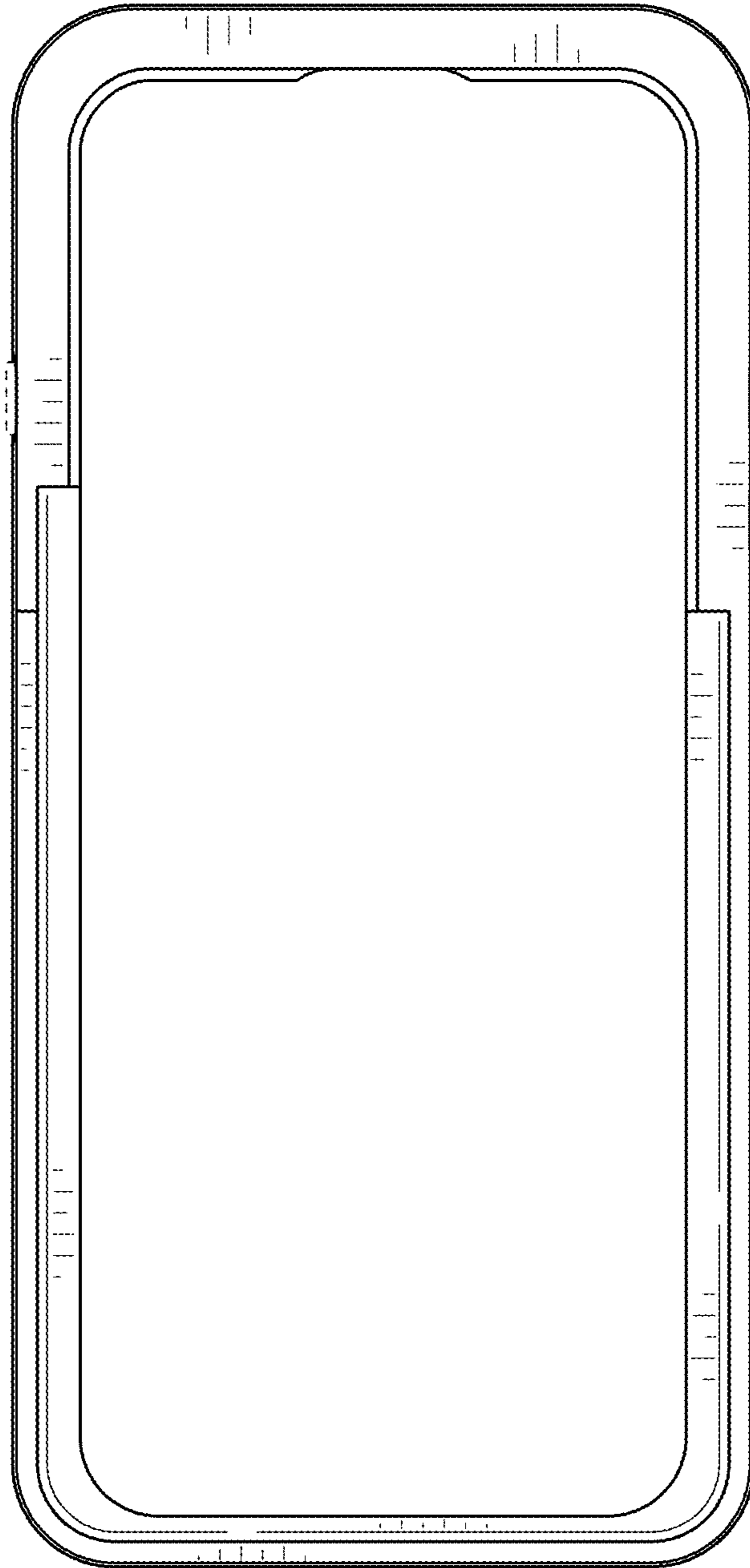


FIG. 11




FIG. 12

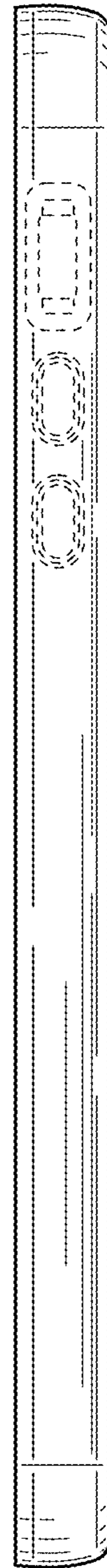


FIG. 13

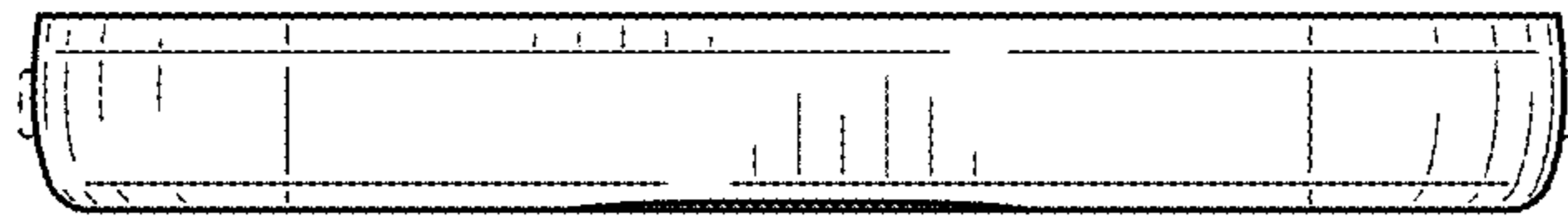


FIG. 14

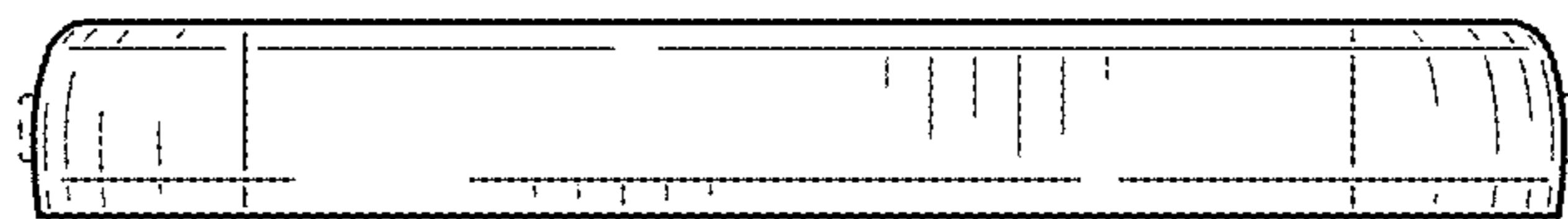


FIG. 15

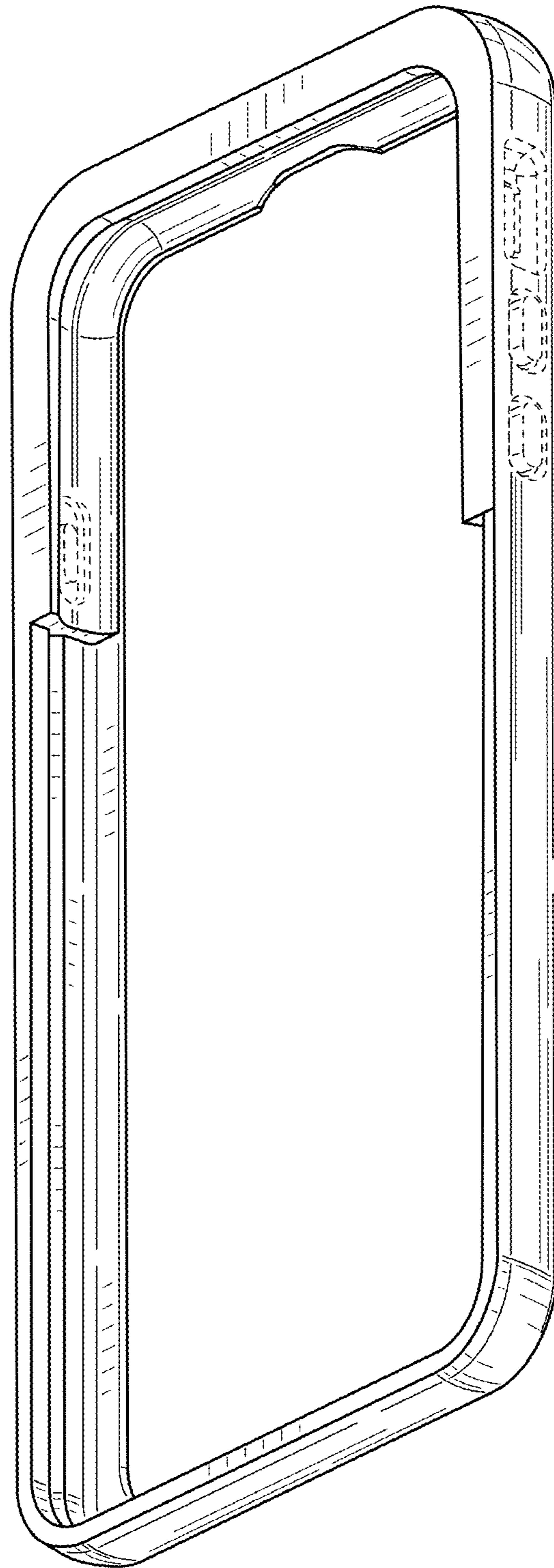


FIG. 16