



US00D908666S

(12) **United States Design Patent**
Jossem et al.

(10) **Patent No.:** **US D908,666 S**
(45) **Date of Patent:** **** Jan. 26, 2021**

(54) **EARPHONE ACCESSORY**

DESCRIPTION

- (71) Applicant: **Human, Incorporated**, Seattle, WA (US)
- (72) Inventors: **Adam Abraham Jossem**, Seattle, WA (US); **Lea Martin**, Seattle, WA (US); **Francesca Alyssum Quaglia**, Seattle, WA (US); **Ferdinand Ygona Laurino**, Seattle, WA (US); **Benjamin S. Willis**, Bellevue, WA (US)
- (73) Assignee: **Human, Incorporated**, Seattle, WA (US)
- (**) Term: **15 Years**
- (21) Appl. No.: **29/690,179**
- (22) Filed: **May 6, 2019**
- (51) **LOC (13) Cl.** **14-01**
- (52) **U.S. Cl.**
USPC **D14/223; D14/205**
- (58) **Field of Classification Search**
USPC D14/223, 205; D29/112; 2/209, 459, 15, 2/181.6, 181, DIG. 11, 425, 423, 421;
(Continued)

(56) **References Cited**

U.S. PATENT DOCUMENTS

- 1,156,767 A * 10/1915 Farrar B65D 3/10
229/5.5
- 1,916,693 A * 7/1933 Scribner B65D 41/045
215/329

(Continued)

Primary Examiner — Paula Allen Greene

(74) *Attorney, Agent, or Firm* — Seed IP Law Group LLP

(57) **CLAIM**

The ornamental design for an earphone accessory substantially, as shown and described.

FIG. 1 is an isometric view of an earphone accessory from a first perspective, showing an embodiment of our new design attached to an earphone for a left ear.

FIG. 2 is an isometric view thereof from a second perspective.

FIG. 3 is an isometric view of the earphone accessory from the first perspective showing the earphone accessory detached from the earphone for the left ear.

FIG. 4 is an isometric view thereof from the second perspective.

FIG. 5 is a front view thereof.

FIG. 6 is a rear view thereof.

FIG. 7 is a left side view thereof.

FIG. 8 is a right side view thereof.

FIG. 9 is a top view thereof.

FIG. 10 is a bottom view thereof.

Another embodiment for a right ear is provided, which is a mirror image of the embodiment for the left ear shown in FIGS. 1 through 10.

FIG. 11 is an isometric view of an earphone accessory from a first perspective, showing another embodiment of our new design attached to an earphone for the left ear.

FIG. 12 is an isometric view thereof from a second perspective.

FIG. 13 is an isometric view of the earphone accessory from the first perspective showing the earphone accessory detached from the earphone for the left ear.

FIG. 14 is an isometric view thereof from the second perspective.

FIG. 15 is a front view thereof.

FIG. 16 is a rear view thereof.

FIG. 17 is a left side view thereof.

FIG. 18 is a right side view thereof.

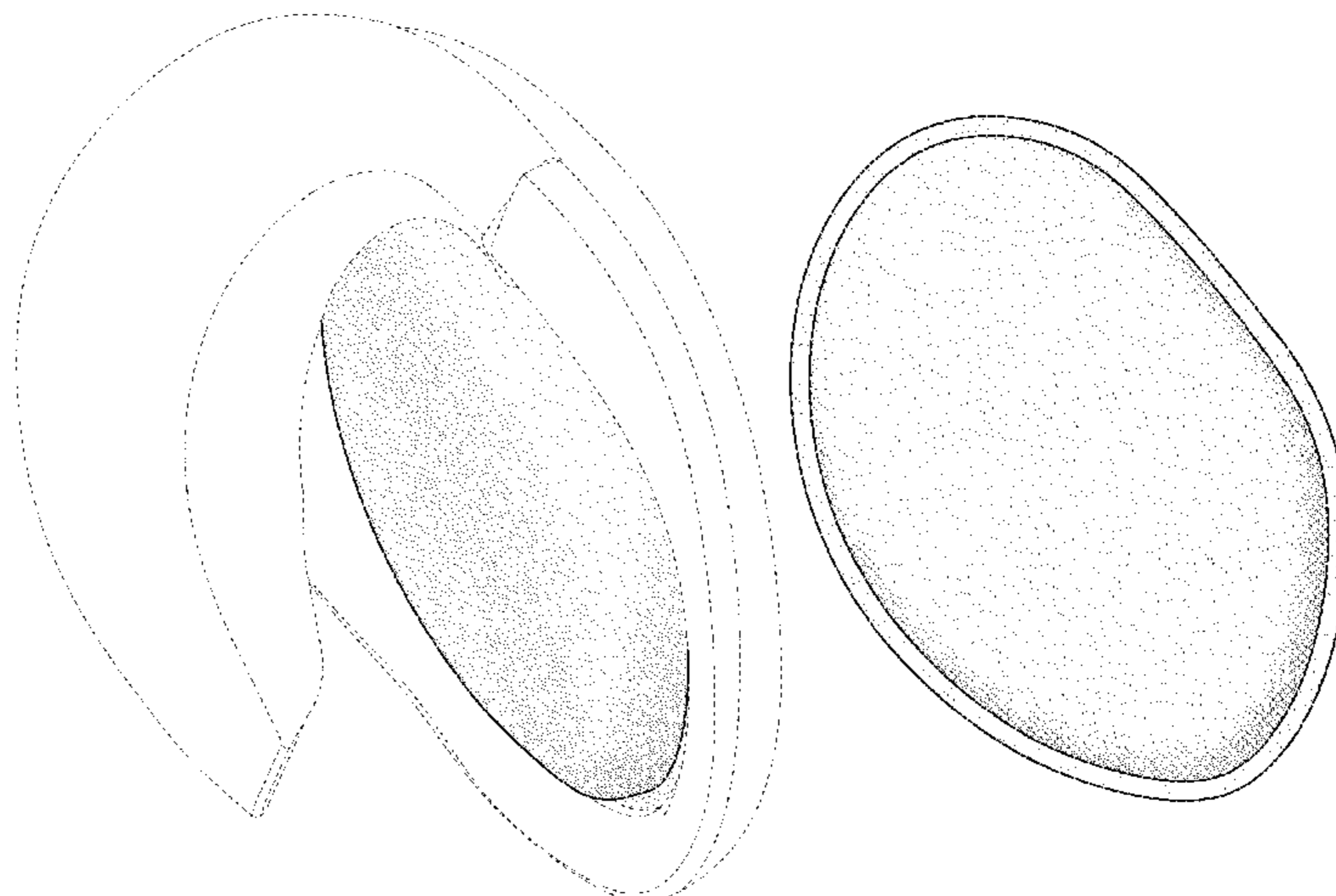
FIG. 19 is a top view thereof; and,

FIG. 20 is a bottom view thereof.

Another embodiment for a right ear is provided, which is a mirror image of the embodiment for the left ear shown in FIGS. 11 through 20.

Stippling in the drawings represent the three-dimensional contours of the design, and are not intended to indicate surface decoration. The broken lines shown in the drawings

(Continued)



depict environment and portions of the earphone accessory that form no part of the claimed design.

1 Claim, 12 Drawing Sheets

(58) Field of Classification Search

USPC D2/639, 856, 947, 961; D4/137; D32/40, 57; D6/595, 596, 601, 606, 611, D6/615, 621; 5/639, 636; D16/330; 604/294; 128/858, 132; 267/145; 297/DIG. 1, 452.47; 379/452, 419, 451; 55/522; 181/129; 381/371, 374
 CPC H04R 25/00; H04R 1/1016; H04R 1/1066; H04R 5/033; H04R 5/0335; H04R 1/10; H04R 1/105; H04R 1/008
 See application file for complete search history.

(56) References Cited

U.S. PATENT DOCUMENTS

2,234,506 A * 3/1941 Sistig A47G 9/10 5/640
 2,319,690 A * 5/1943 Karpen A47C 7/18 267/145
 2,336,940 A * 12/1943 Krantz A41D 27/13 2/53
 2,572,638 A * 10/1951 Loos A61F 9/04 128/858
 2,572,947 A * 10/1951 Pevney B32B 17/10036 52/208
 2,677,318 A * 5/1954 Torudd B31D 1/005 493/76
 2,717,434 A * 9/1955 Duell A44B 1/123 24/113 R
 2,800,165 A * 7/1957 Talalay A47C 27/22 267/145
 2,826,244 A * 3/1958 Hurley A47C 7/18 267/145
 2,880,428 A * 4/1959 Forsland A47G 9/10 5/636

2,971,065 A * 2/1961 Busse H04R 25/456 381/321
 3,400,413 A * 9/1968 La Grossa A47G 9/10 5/639
 3,525,103 A * 8/1970 Yonan A61F 11/06 2/174
 3,811,144 A * 5/1974 Yamanka B63C 9/08 441/30
 D241,700 S * 10/1976 Wattle D6/601
 4,523,661 A * 6/1985 Scalzo A42B 3/166 181/129
 4,570,038 A * 2/1986 Tinelli H04R 1/12 379/452
 4,944,040 A * 7/1990 Riedel A61F 9/04 128/858
 D375,258 S * 11/1996 Weder D9/414
 D390,564 S * 2/1998 Savona D14/205
 D407,640 S * 4/1999 Nelson D28/8.1
 D445,673 S * 7/2001 Richardson D28/8.1
 6,474,585 B2 * 11/2002 Liao B65H 75/04 191/12.2 R
 D468,723 S * 1/2003 Pham D14/205
 D547,176 S * 7/2007 Sansoldo D9/423
 D606,970 S * 12/2009 Semcken D14/205
 7,865,974 B1 * 1/2011 Heller A61F 11/06 2/209
 D656,366 S * 3/2012 Abrams D7/628
 8,150,090 B2 * 4/2012 Ito H04R 1/1008 381/371
 8,358,799 B1 * 1/2013 Gresko H04R 1/1091 381/371
 D739,842 S * 9/2015 Birger D14/205
 D771,414 S * 11/2016 Krishtul D6/601
 D814,445 S * 4/2018 Willis D14/223
 D814,457 S * 4/2018 Willis D14/344
 D815,065 S * 4/2018 Willis D14/223
 D822,007 S * 7/2018 Willis D14/223
 D857,667 S * 8/2019 Willis D14/223
 D860,972 S * 9/2019 Minarsch D14/223
 D886,802 S * 6/2020 Willis D14/223
 2005/0220318 A1 * 10/2005 Han H04R 1/1008 381/371
 2008/0263749 A1 * 10/2008 Leong A61F 11/14 2/209

* cited by examiner

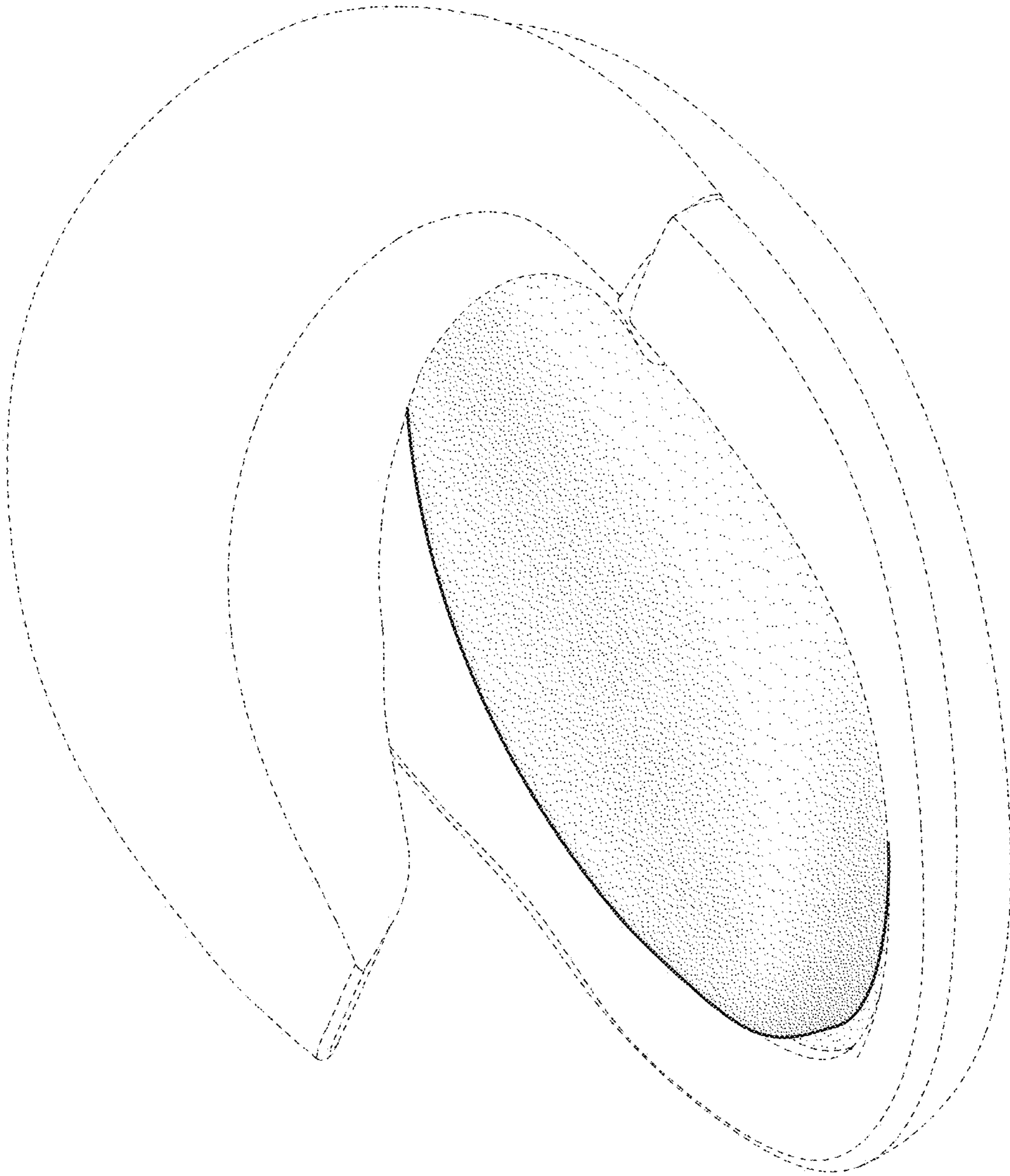


FIG. 1

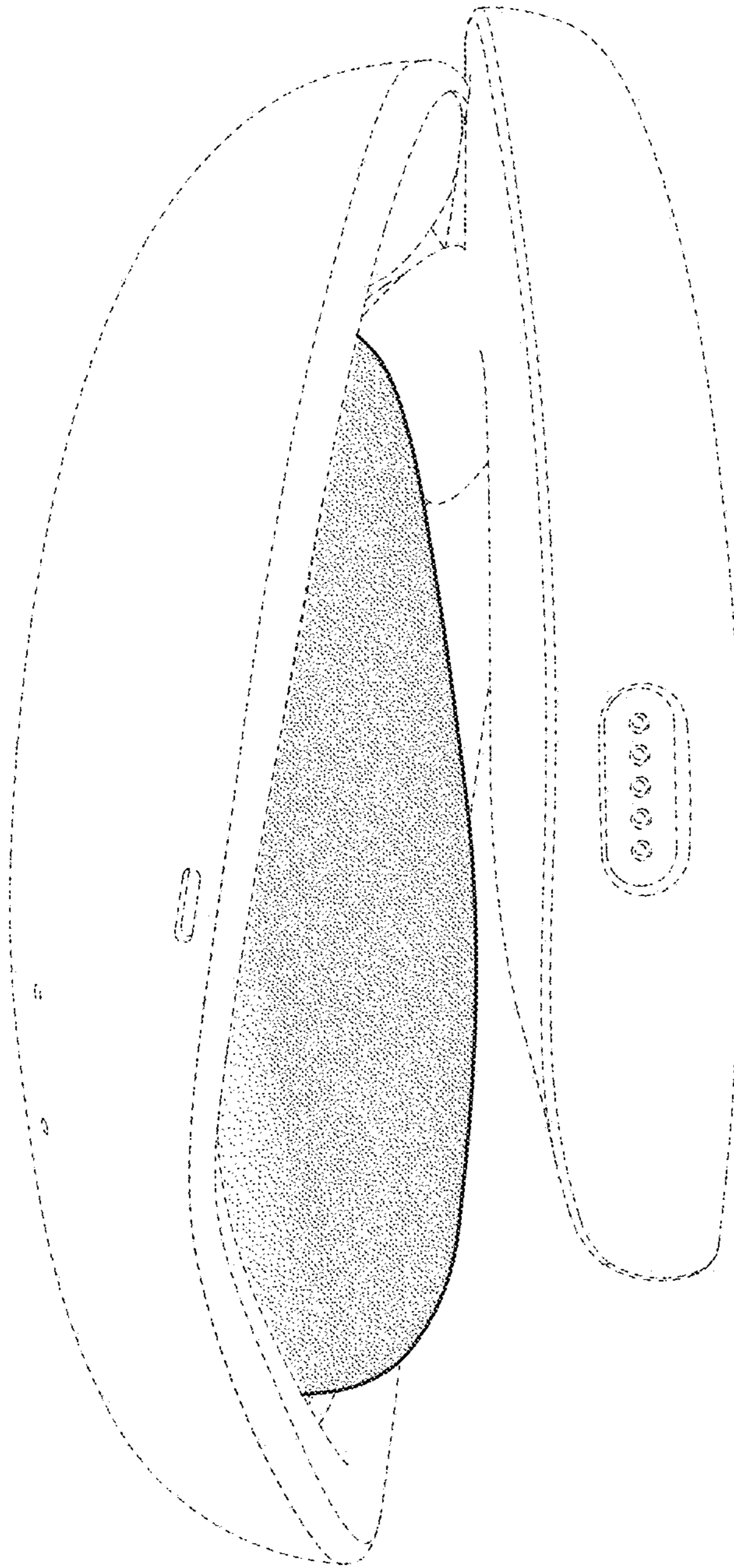


FIG. 2

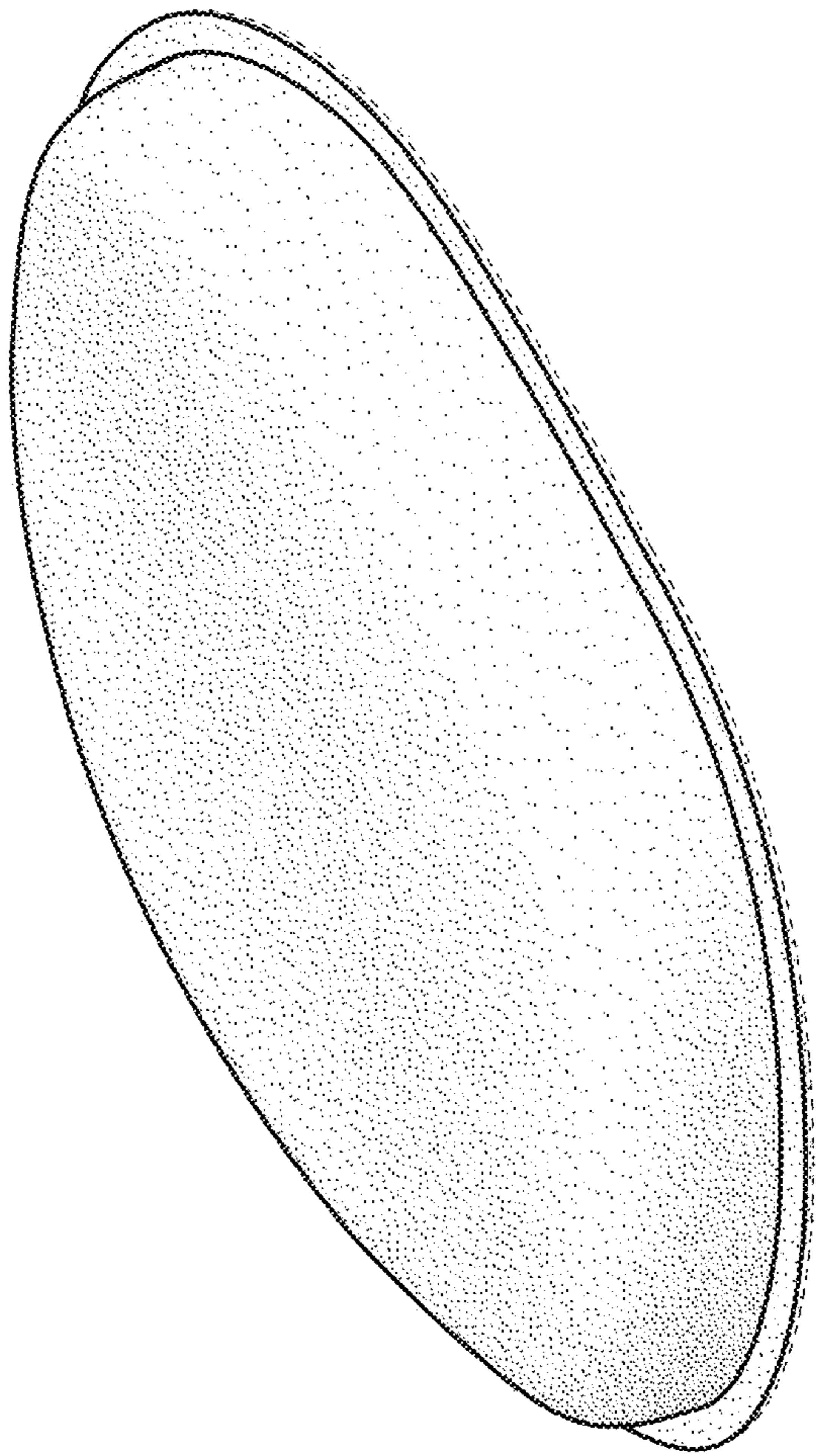


FIG. 3

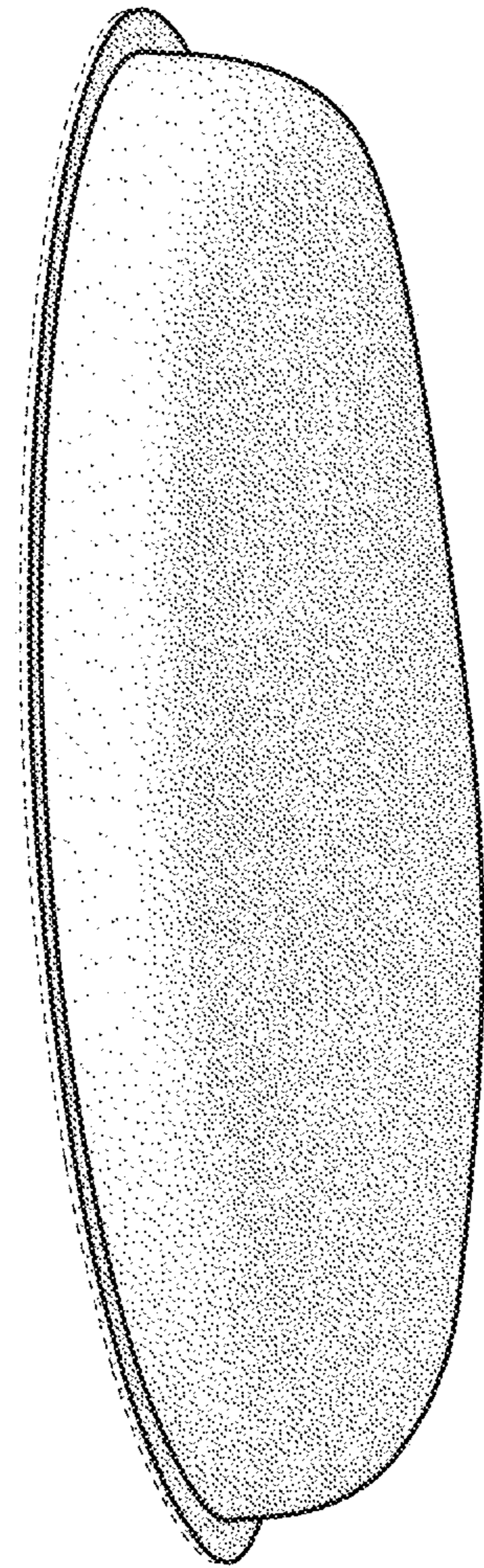


FIG. 4

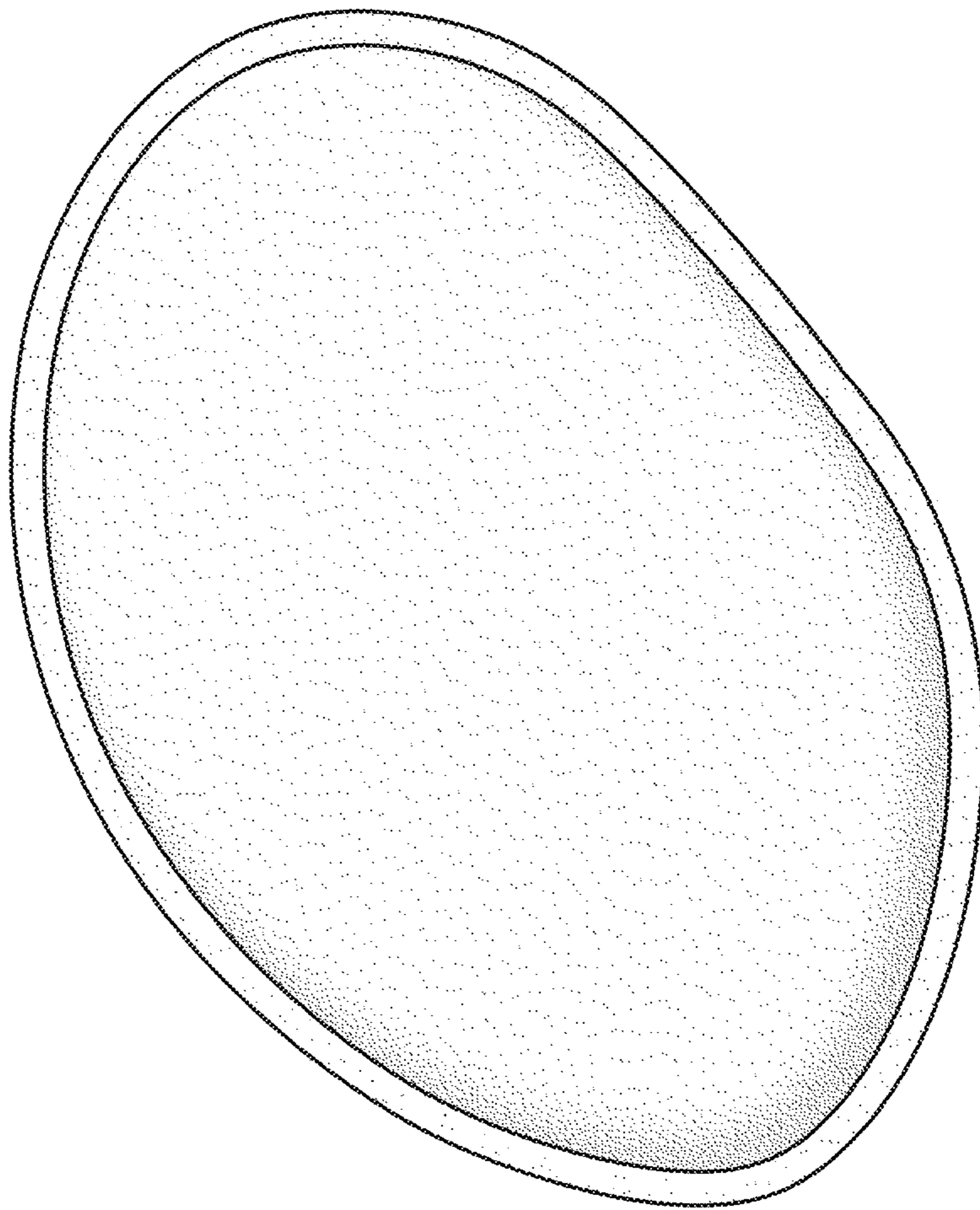


FIG. 5




FIG. 6

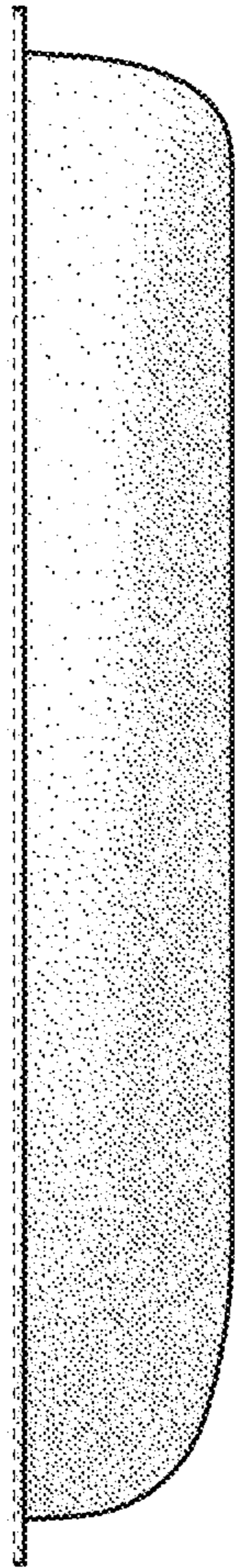


FIG. 7




FIG. 8

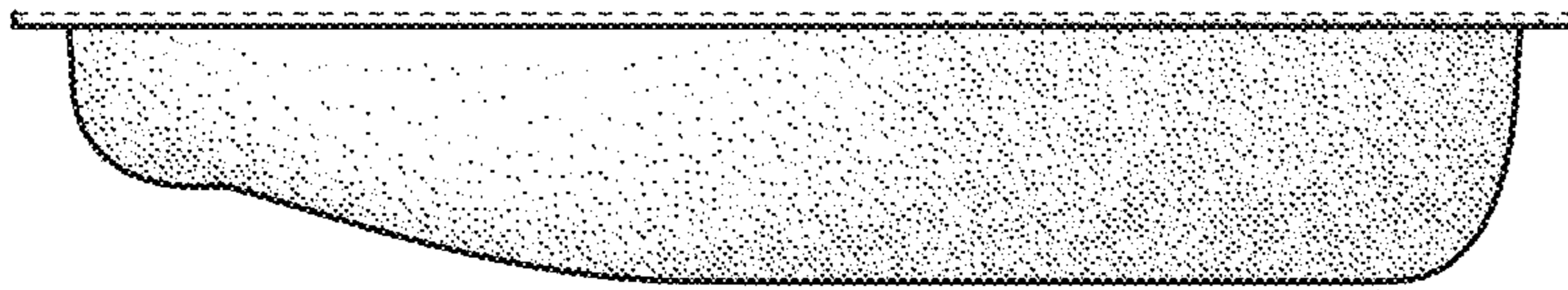


FIG. 9




FIG. 10

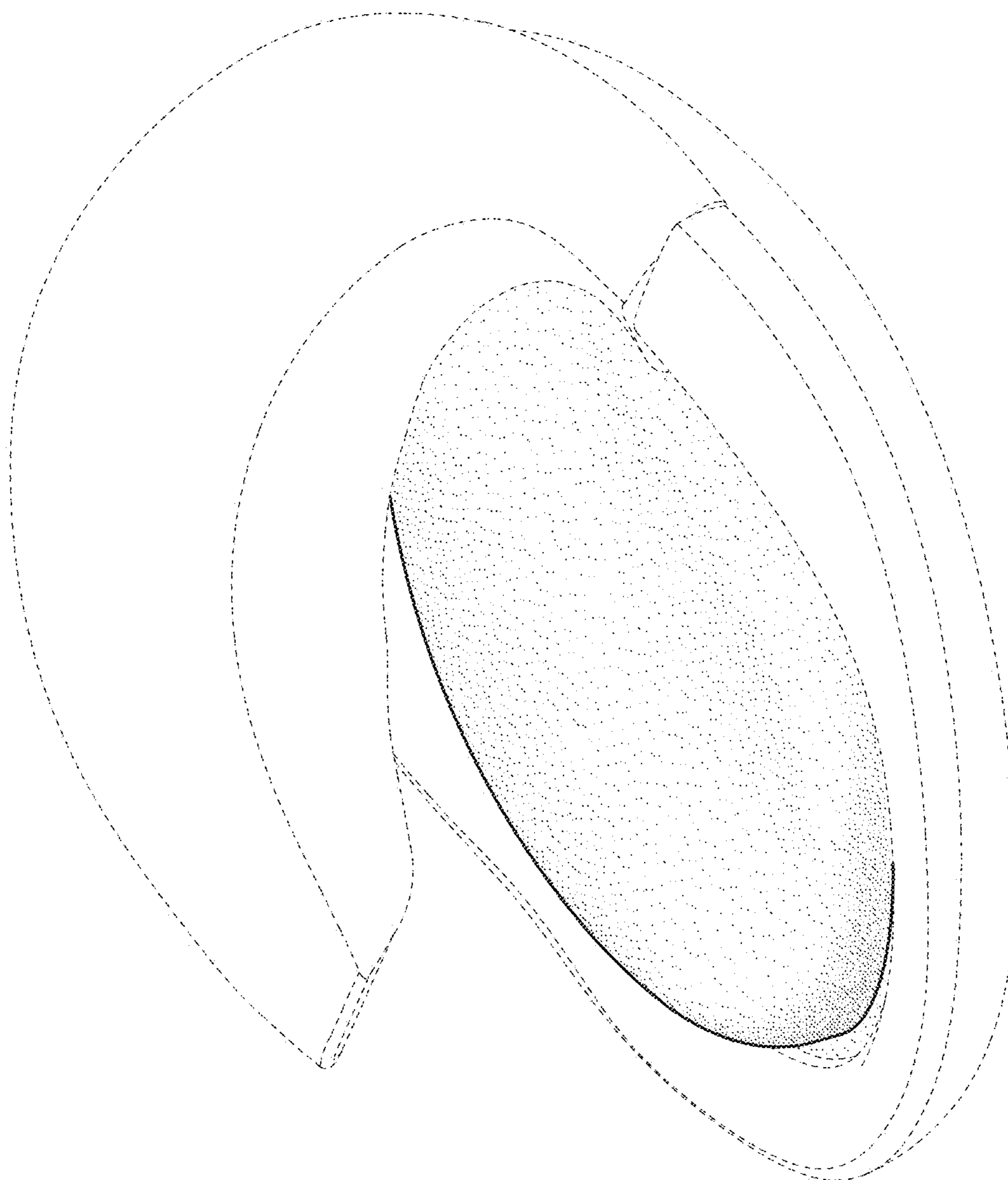


FIG. 11

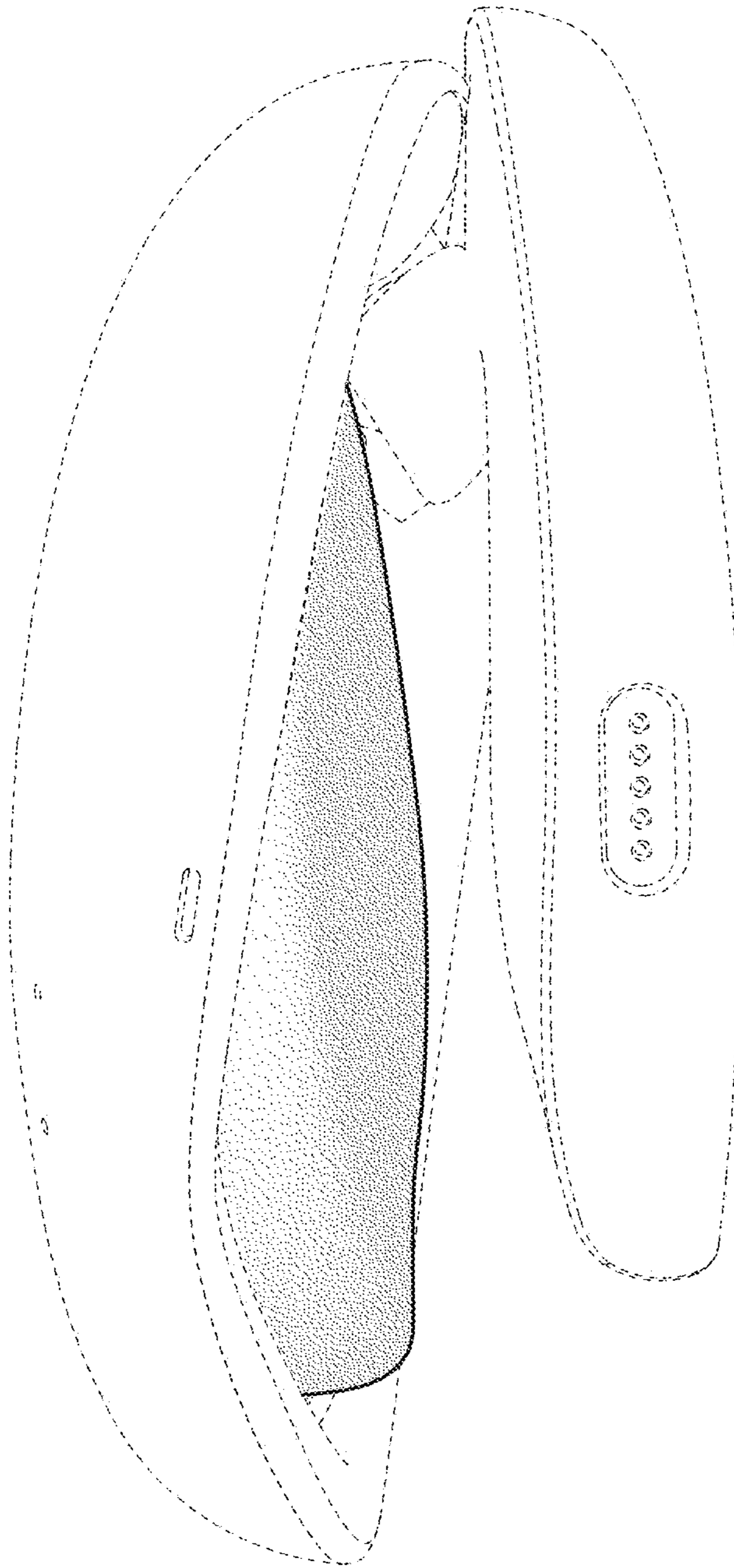


FIG. 12

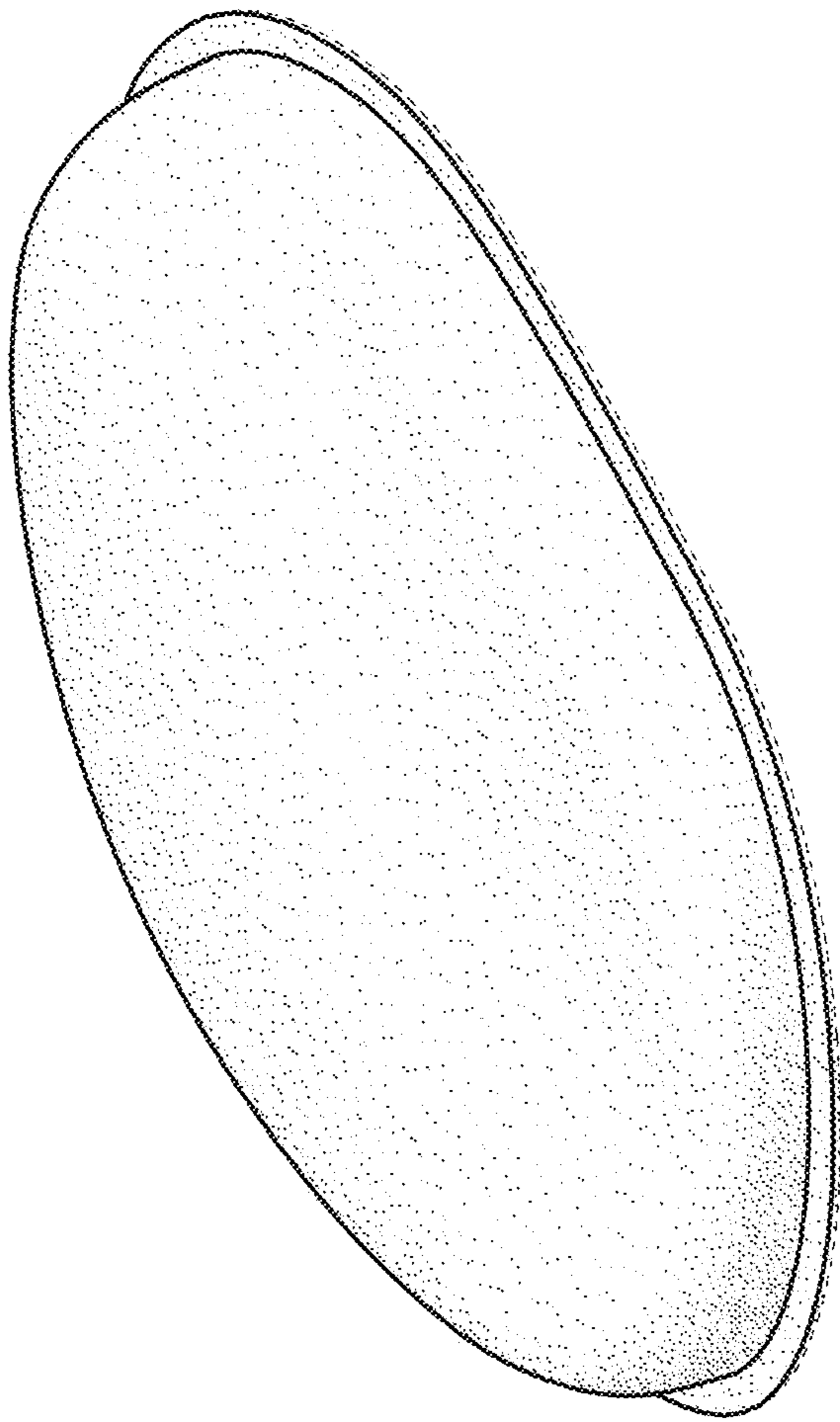


FIG. 13

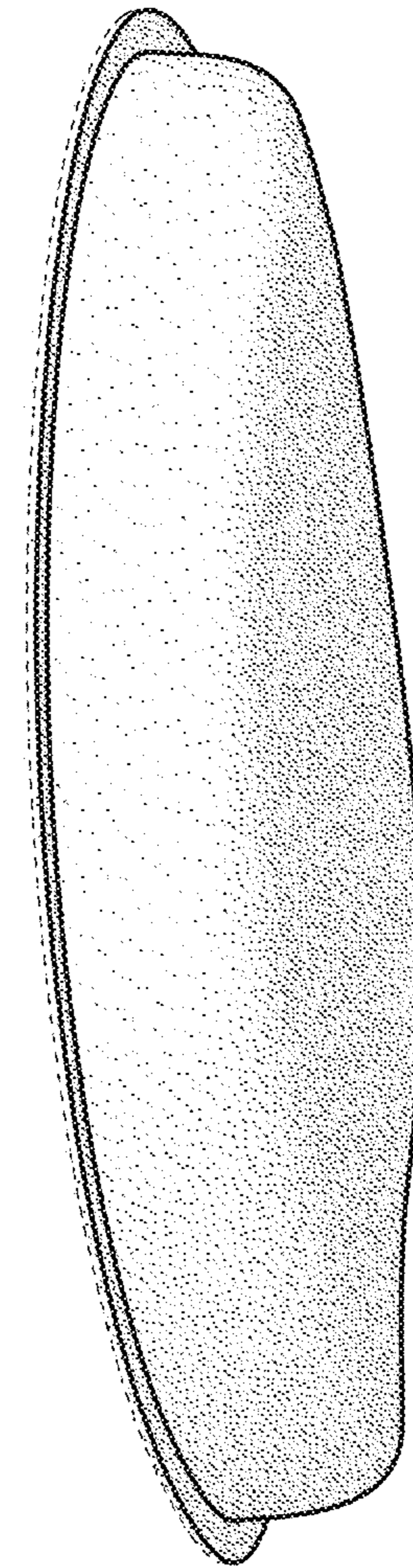


FIG. 14

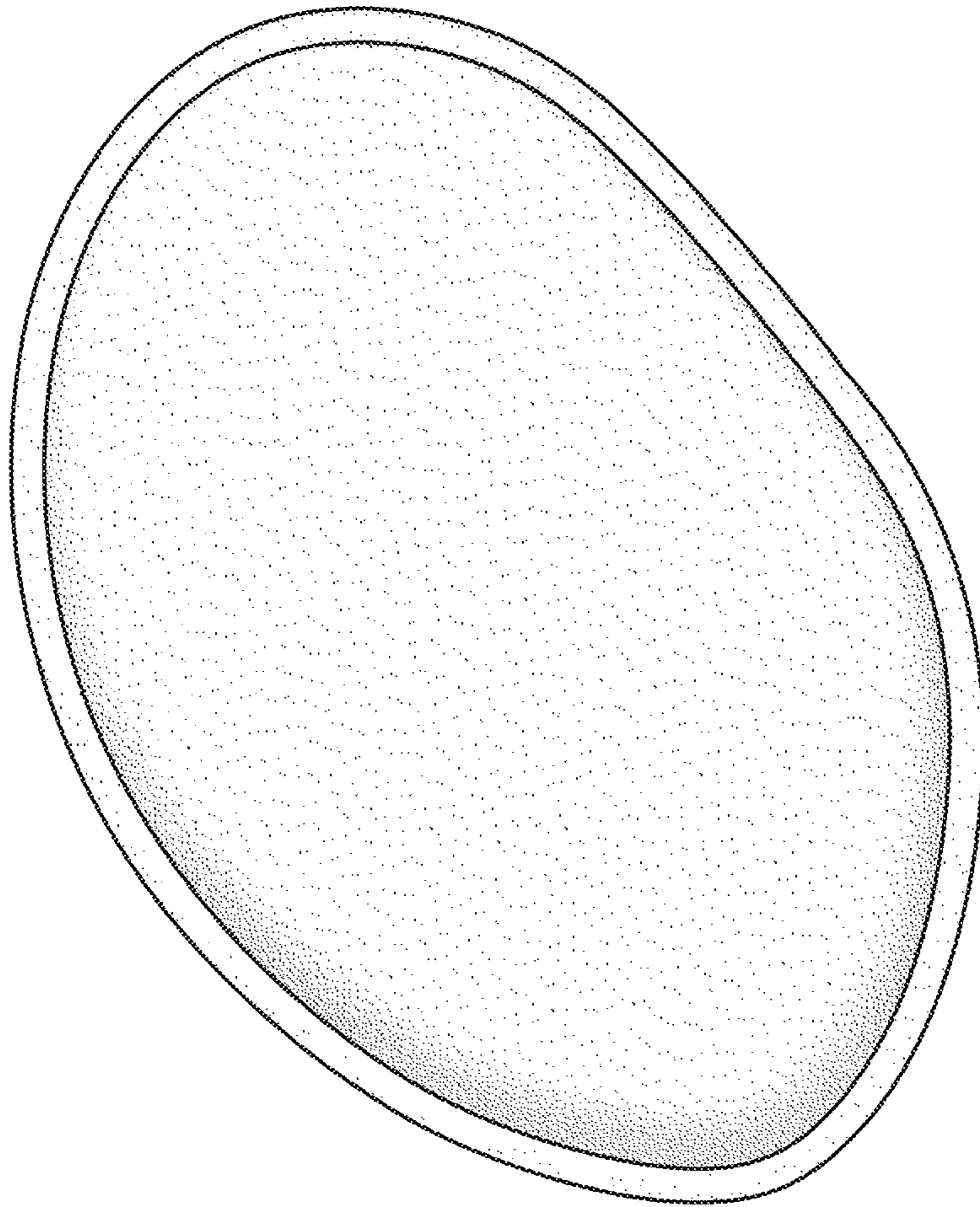


FIG. 15




FIG. 16

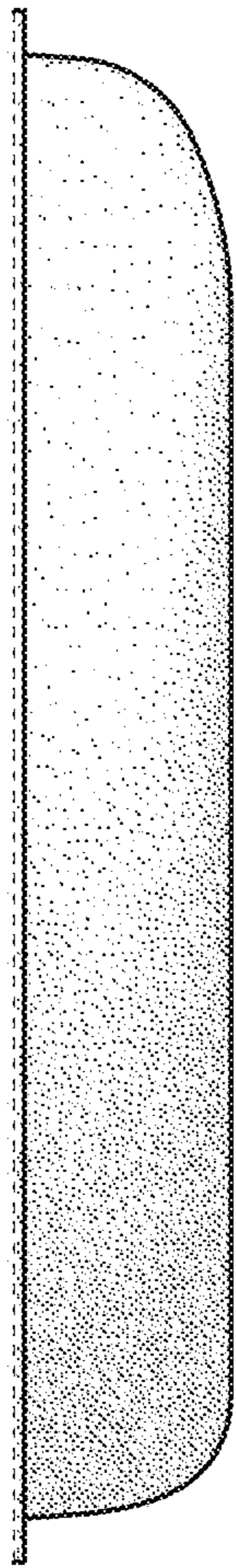


FIG. 17

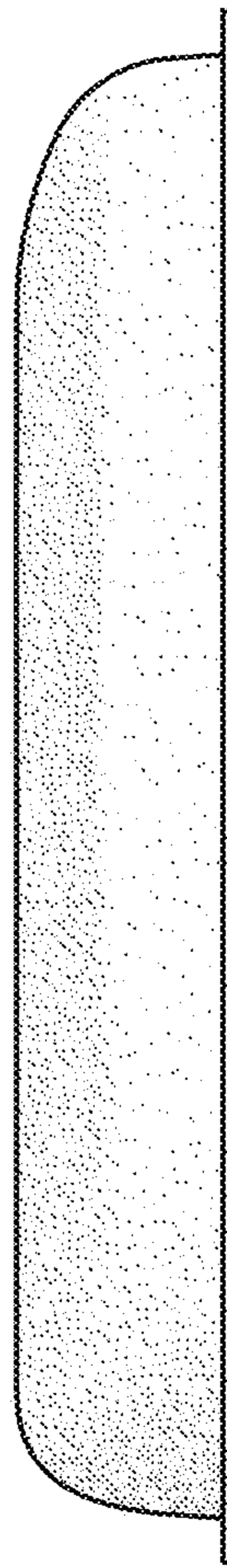


FIG. 18

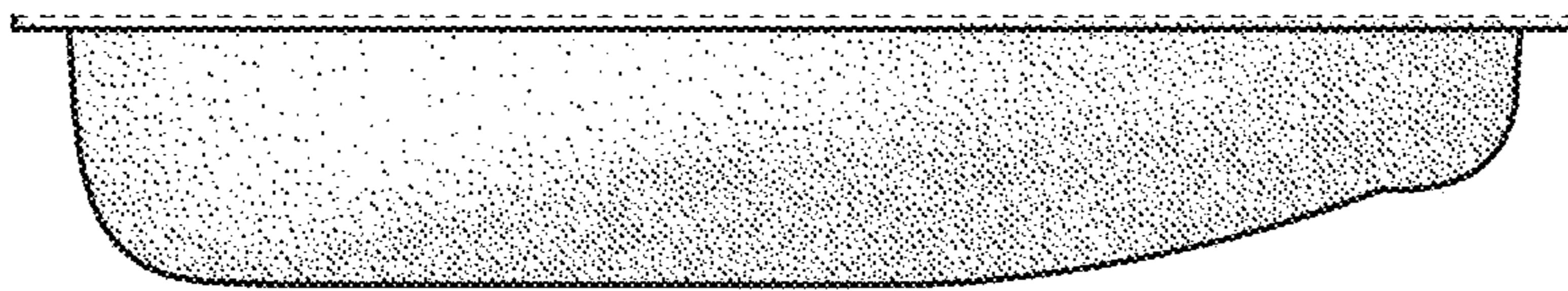


FIG. 19

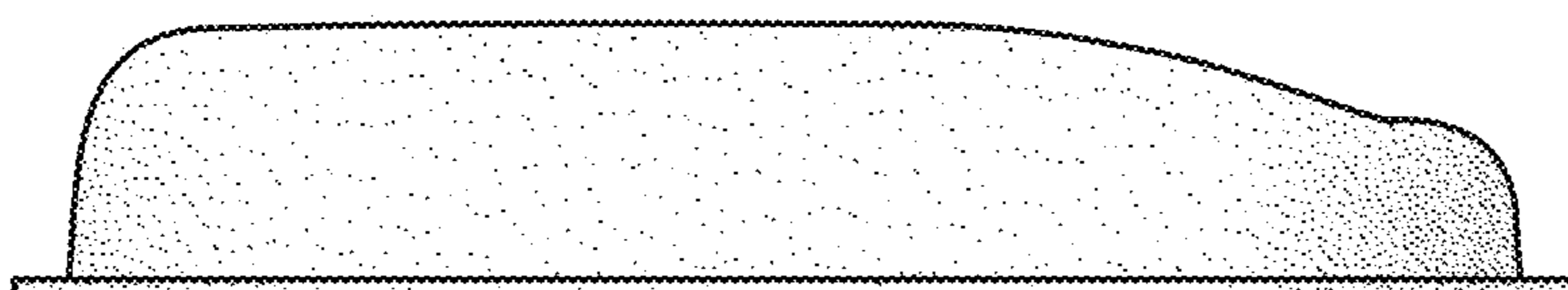


FIG. 20