



US00D908662S

(12) **United States Design Patent**
Wong et al.

(10) **Patent No.:** **US D908,662 S**
(45) **Date of Patent:** **** Jan. 26, 2021**

(54) **SOUND BAR**

(71) Applicant: **HEWLETT-PACKARD DEVELOPMENT COMPANY, L.P.**,
Spring, TX (US)

(72) Inventors: **Glenn A. Wong**, Palo Alto, CA (US);
Kevin L. Massaro, Spring, TX (US);
Daniel Yoon, Palo Alto, CA (US); **Bill Webb**,
San Francisco, CA (US); **Chris Harsacky**,
San Francisco, CA (US)

(73) Assignee: **Hewlett-Packard Development Company, L.P.**,
Spring, TX (US)

(**) Term: **15 Years**

(21) Appl. No.: **29/689,380**

(22) Filed: **Apr. 29, 2019**

(51) **LOC (13) Cl.** **14-01**

(52) **U.S. Cl.**
USPC **D14/204**

(58) **Field of Classification Search**
USPC D14/170–172, 188, 203.1, 203.3, 204,
D14/348
CPC . H04R 1/02; H04R 1/023; H04R 5/02; H04R
7/00; H04R 7/02; H04R 9/06; H04R
2400/00
See application file for complete search history.

(56) **References Cited**

U.S. PATENT DOCUMENTS

D655,690 S * 3/2012 Yagi D14/214
D659,677 S * 5/2012 Kim D14/214

D715,769 S * 10/2014 McManigal D14/214
D718,274 S * 11/2014 Shadovitz D14/209.1
D718,737 S * 12/2014 Shadovitz D14/209.1
D738,853 S * 9/2015 Savage D14/214
D743,373 S * 11/2015 Kim D14/210
D744,982 S * 12/2015 Kim D14/214
D754,629 S * 4/2016 Kim D14/204
D759,630 S * 6/2016 Huang D14/214
D793,362 S * 8/2017 Fischer D14/214

* cited by examiner

Primary Examiner — Janice Patyk

(74) *Attorney, Agent, or Firm* — Conley Rose PC

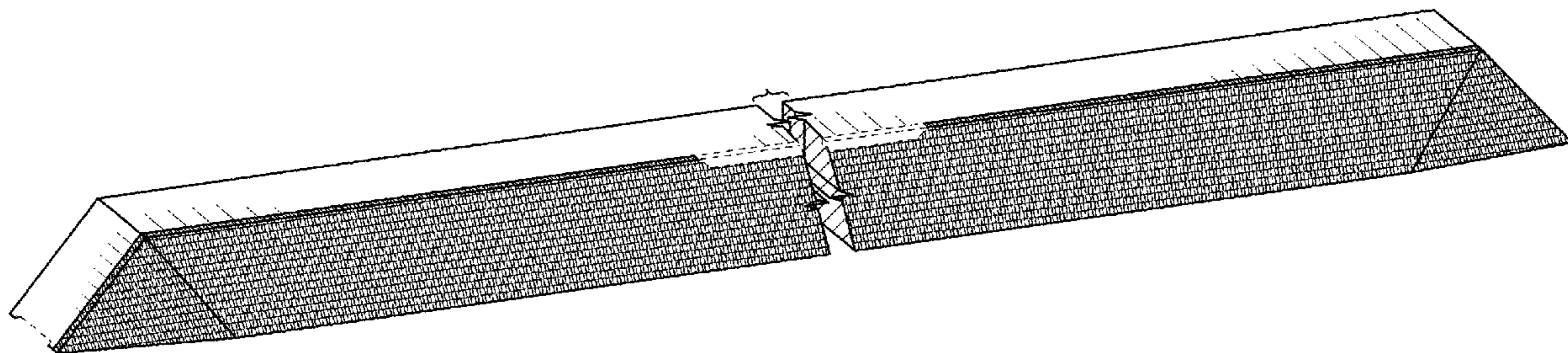
(57) **CLAIM**

The ornamental design for a sound bar, as shown and described.

DESCRIPTION

FIG. 1 is a top perspective view of a sound bar showing our new design;
FIG. 2 is a front view thereof;
FIG. 3 is a back view thereof;
FIG. 4 is a left side view thereof;
FIG. 5 is a right side view thereof;
FIG. 6 is a top plan view thereof; and,
FIG. 7 is a bottom plan view thereof.
The broken lines in the figures illustrate the portions of the design that form no part of the claimed design.
The sound bar has been shown with symbolic breaks. The appearance of any portion of the article between the break lines forms no part of the claimed design.

1 Claim, 3 Drawing Sheets



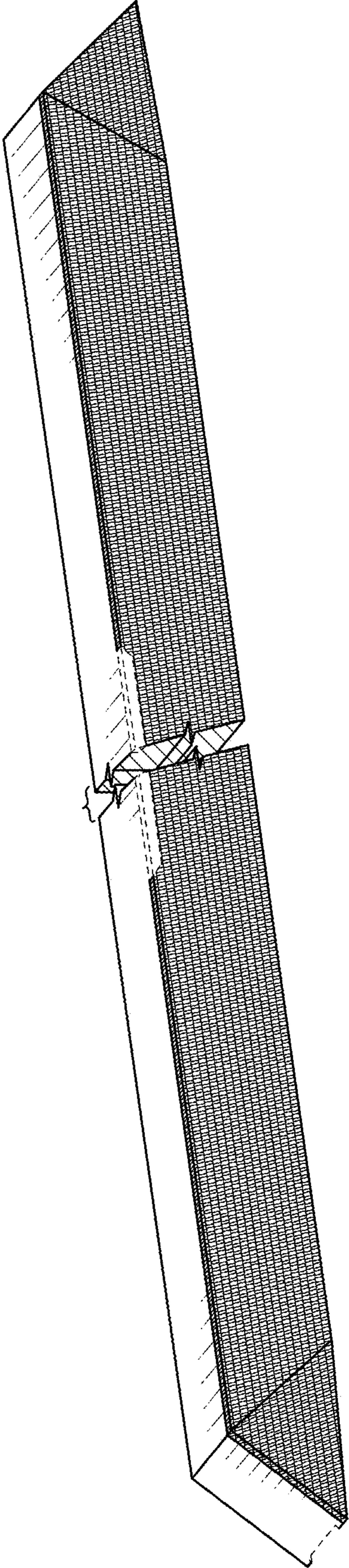


FIG. 1

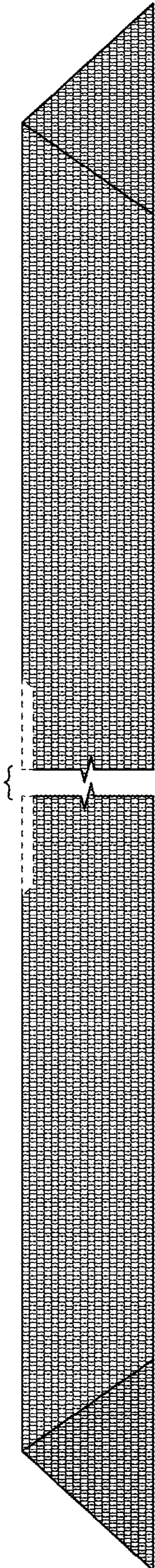


FIG. 2

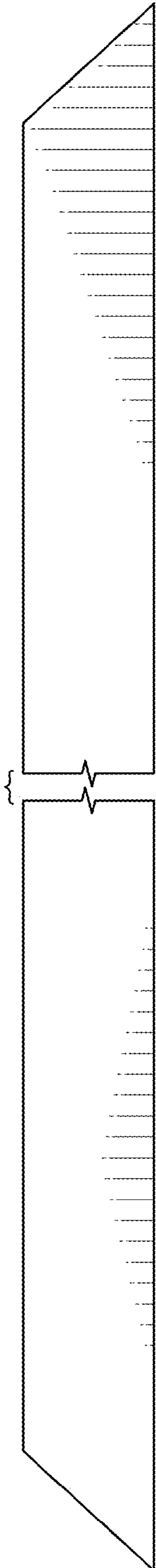


FIG. 3

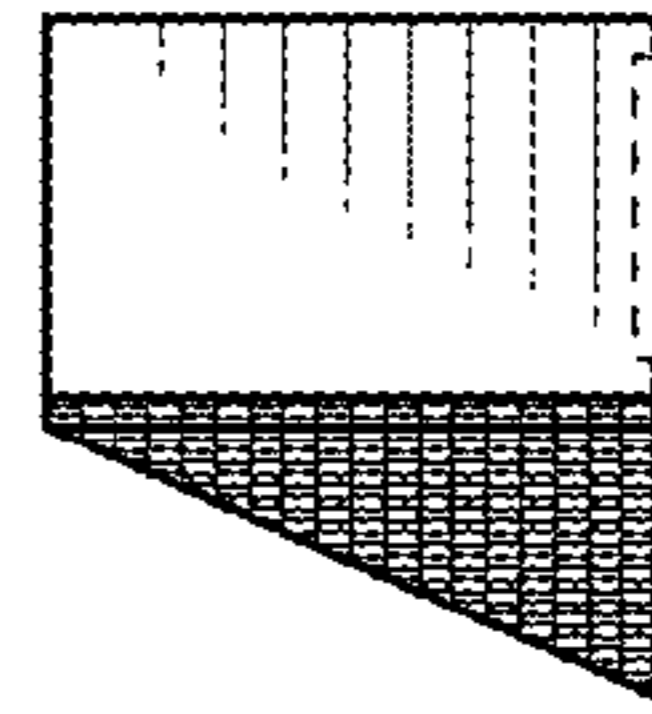


FIG. 4

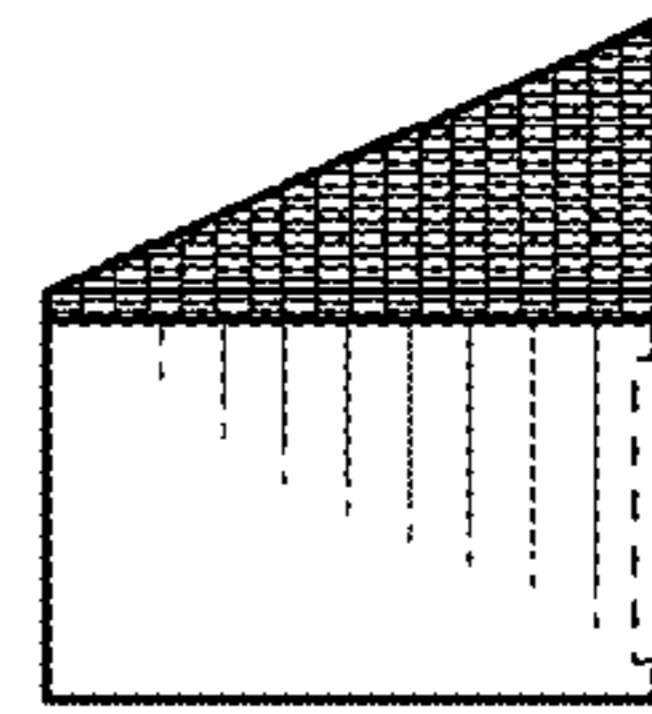


FIG. 5

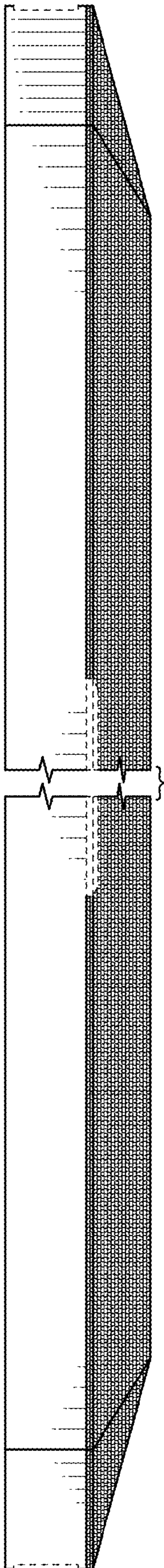


FIG. 6

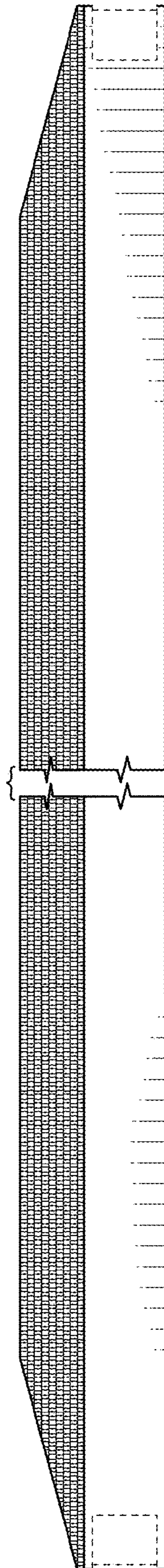


FIG. 7