



US00D908644S

(12) **United States Design Patent**
Tarapoom et al.

(10) **Patent No.:** **US D908,644 S**
(45) **Date of Patent:** **** Jan. 26, 2021**

(54) **MICROCHANNEL HEAT EXCHANGER**

(71) Applicants: **PTT Global Chemical Public Company Limited**, Bangkok (TH);
PTT Public Company Limited, Bangkok (TH)

(72) Inventors: **Nattapong Tarapoom**, Bangkok (TH);
Kawisra Sompech, Bangkok (TH);
Nichaporn Sirimungkalakul, Bangkok (TH)

(73) Assignee: **PTT Global Chemical Public Company Limited**, Bangkok (TH)

(**) Term: **15 Years**

(21) Appl. No.: **29/692,335**

(22) Filed: **May 24, 2019**

(30) **Foreign Application Priority Data**

Nov. 26, 2018 (TH) 1802005132

(51) **LOC (13) Cl.** **13-03**

(52) **U.S. Cl.**
USPC **D13/179**

(58) **Field of Classification Search**
USPC D13/179, 182, 199; D23/261, 354, 365,
D23/388, 393, 397; D25/142; D5/1, 2,
D5/3, 56
CPC F28D 9/0037; F28D 9/0043; F28D 9/0062;
F28F 3/025; F28F 3/046
See application file for complete search history.

(56) **References Cited**

U.S. PATENT DOCUMENTS

D51,320 S * 10/1917 Nathan D5/56
D523,110 S * 6/2006 Anderson D23/209
D586,763 S * 2/2009 Hua D13/179
D683,838 S * 6/2013 Katou D23/354

D694,863 S * 12/2013 Brodey D23/261
D717,595 S * 11/2014 Knoll D7/402
D763,804 S * 8/2016 Sakamoto D13/179
D793,351 S * 8/2017 Yu D13/179
D798,829 S * 10/2017 Anzai D13/179
D894,136 S * 8/2020 Wu D13/179
2001/0054501 A1 * 12/2001 Wehrmann F28F 3/025
165/167
2003/0102107 A1 * 6/2003 Nilsson F24H 1/121
165/70
2007/0181294 A1 * 8/2007 Soldner F28F 13/06
165/175
2008/0236802 A1 * 10/2008 Koepke F28F 3/10
165/167
2009/0044931 A1 * 2/2009 Rigamonti F28D 1/0333
165/153
2009/0107661 A1 * 4/2009 Andersson F28D 9/005
165/168
2010/0181055 A1 * 7/2010 Yamada F28F 3/027
165/167
2010/0193169 A1 * 8/2010 Yamada F28D 9/005
165/167
2011/0108258 A1 * 5/2011 Magnier-Cathenod
F28F 3/046
165/167

(Continued)

Primary Examiner — Selina Sikder

(74) *Attorney, Agent, or Firm* — Baker & McKenzie LLP

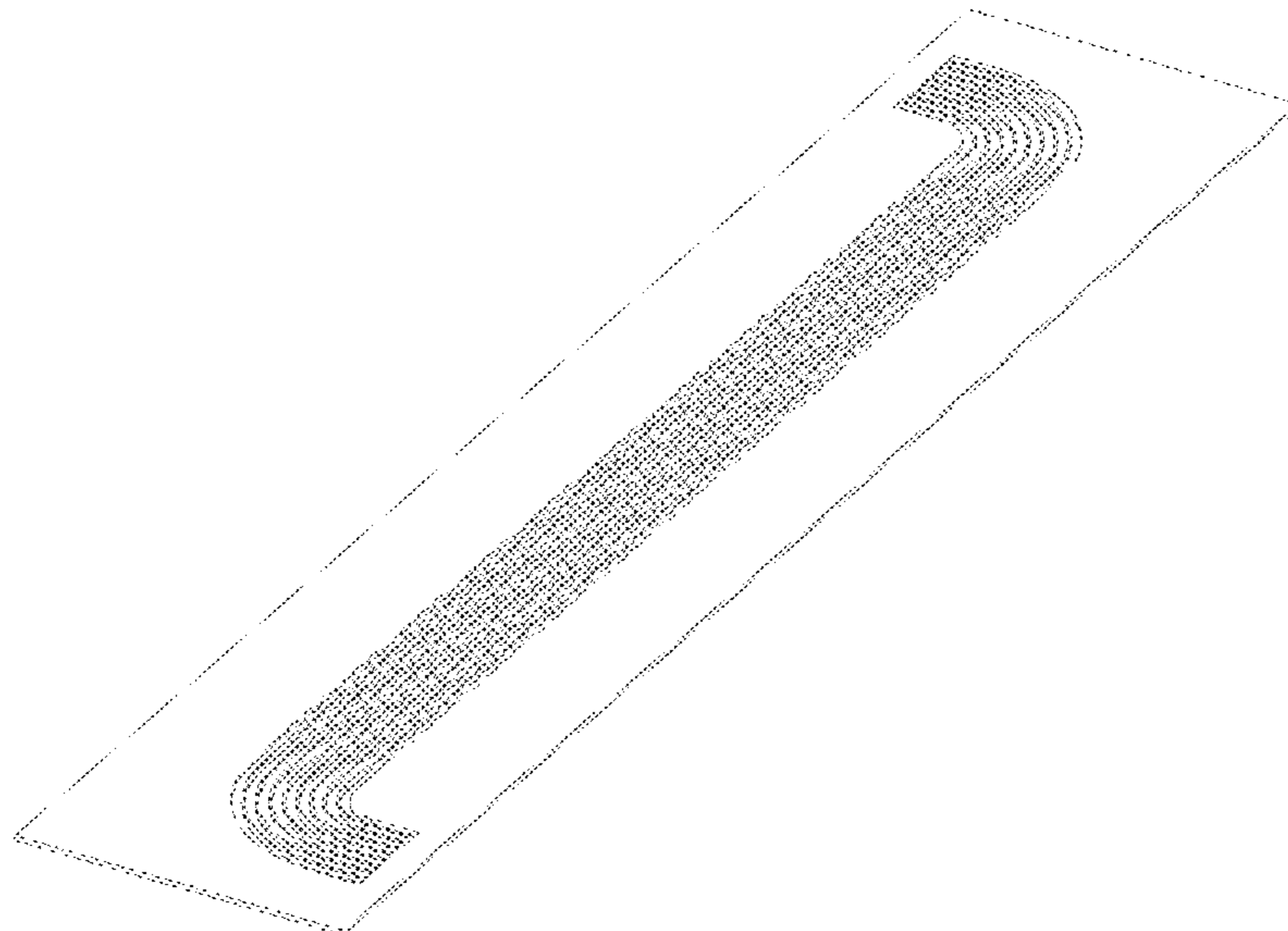
(57) **CLAIM**

The ornamental design for a microchannel heat exchanger, as shown and described.

DESCRIPTION

FIG. 1 is a perspective view of my new design;
FIG. 2 is a top plan view of my new design;
FIG. 3 is a bottom plan view of my new design;
FIG. 4 is a right elevation view of my new design;
FIG. 5 is a left elevation view of my new design;
FIG. 6 is a front elevation view of my new design; and,
FIG. 7 is a rear elevation view of my new design.

1 Claim, 7 Drawing Sheets



(56)

References Cited

U.S. PATENT DOCUMENTS

2012/0125584 A1* 5/2012 Fini F28F 21/065
165/170
2014/0008047 A1* 1/2014 Ito F28D 9/005
165/166
2014/0060789 A1* 3/2014 Rousseau F28D 21/0003
165/166
2014/0360707 A1* 12/2014 Cho F28F 3/025
165/165
2015/0168081 A1* 6/2015 Ito F28D 9/005
165/166
2015/0184946 A1* 7/2015 Barwig F28F 3/025
123/542
2016/0003553 A1* 1/2016 Campbell H01M 10/6557
165/166
2017/0184060 A1* 6/2017 Cho F02M 26/32
2017/0241686 A1* 8/2017 Szostek F28F 13/12
2018/0149434 A1* 5/2018 Pearson F28D 9/005
2018/0172356 A1* 6/2018 Whalley F28D 9/0068
2019/0017748 A1* 1/2019 Sun F28F 3/046
2019/0204012 A1* 7/2019 Army F28D 9/0012
2019/0331426 A1* 10/2019 Granryd F28F 3/044
2019/0339018 A1* 11/2019 Tarapoom F28F 3/025
2020/0173736 A1* 6/2020 Dahlberg F28D 9/0037
2020/0217596 A1* 7/2020 Civeira Dominguez . F28F 1/02

* cited by examiner

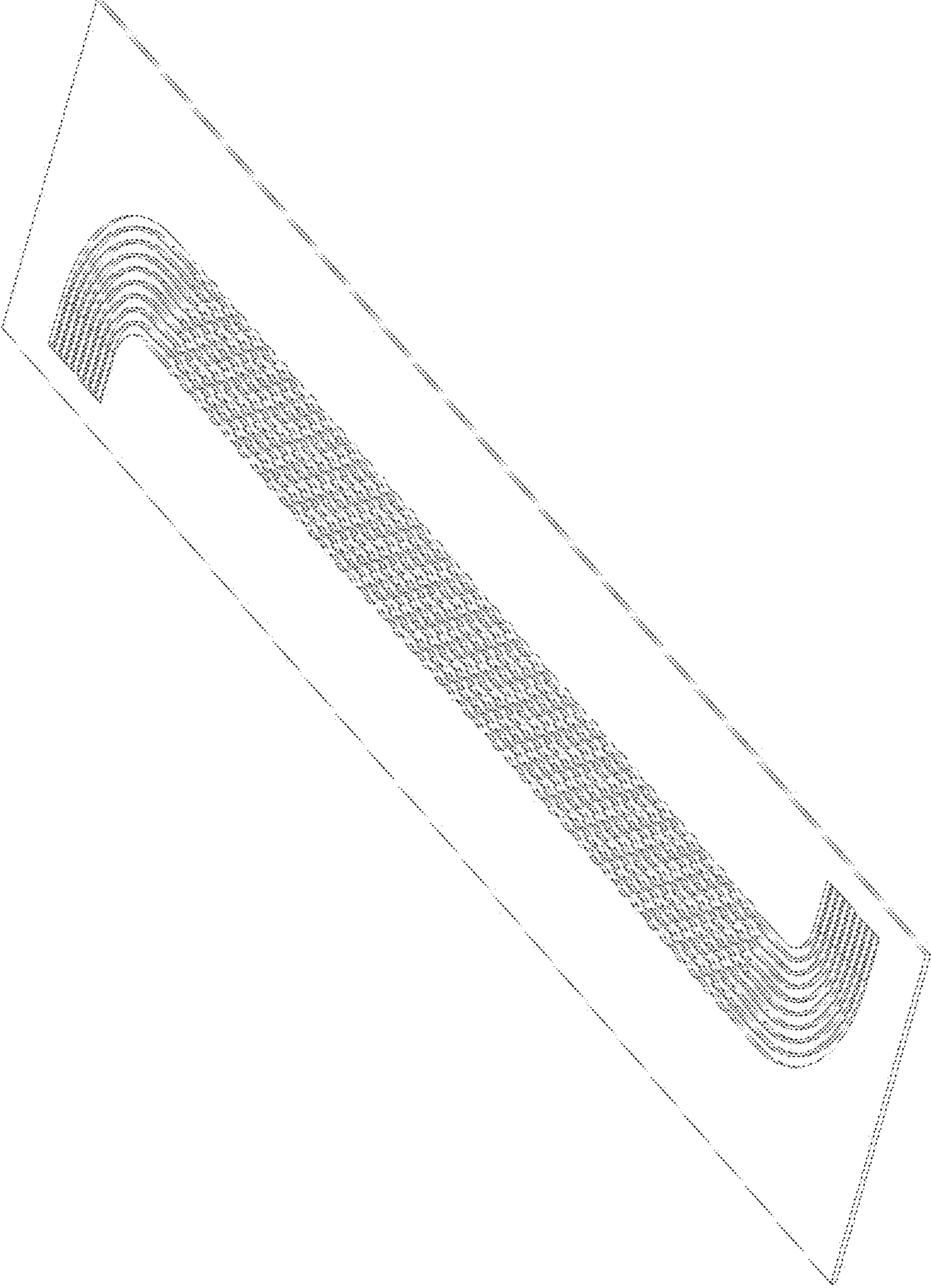


FIG. 1

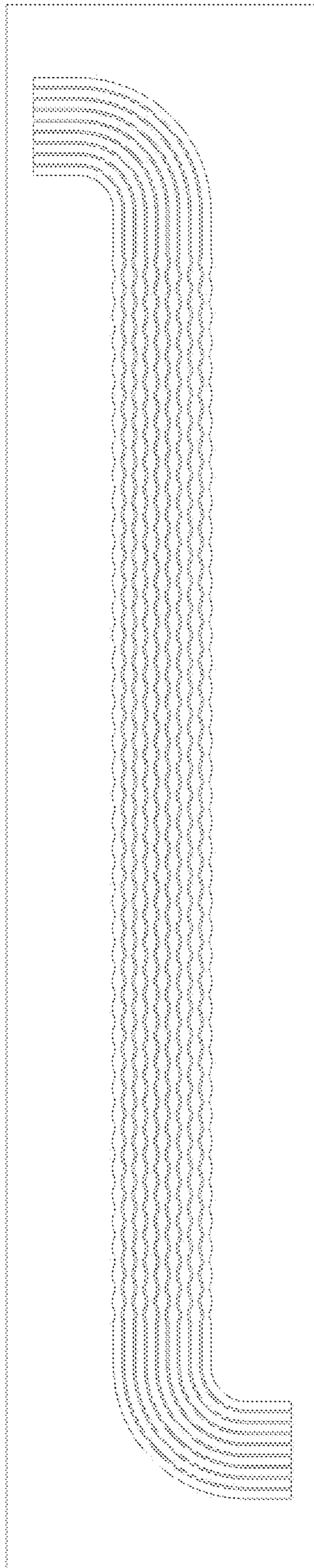


FIG. 2

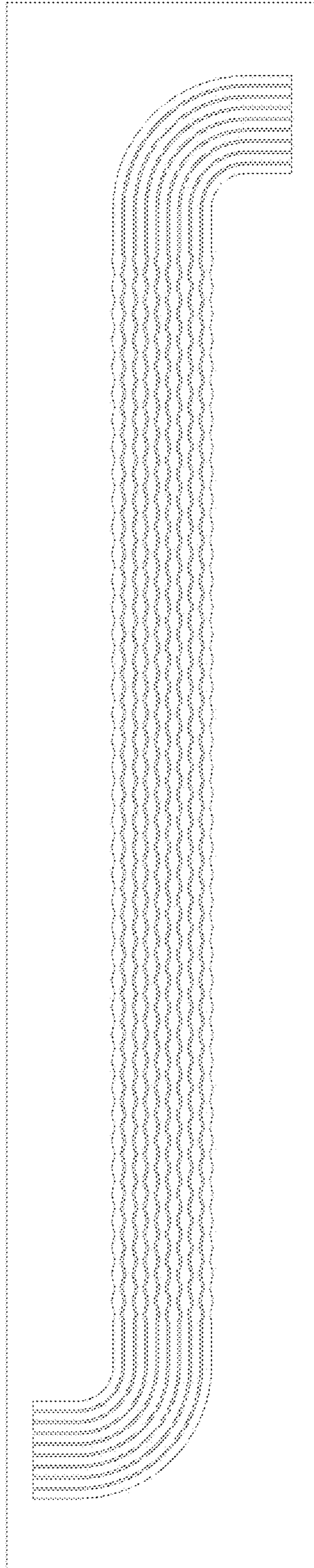


FIG. 3

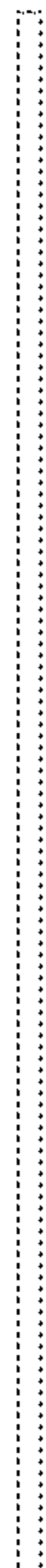


FIG. 4

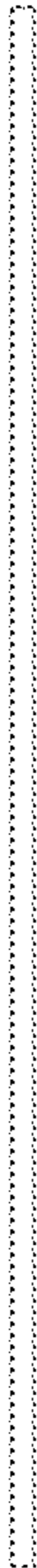


FIG. 5



FIG. 6



FIG. 7