



US00D908631S

(12) **United States Design Patent** (10) **Patent No.:** **US D908,631 S**
Yu (45) **Date of Patent:** **** Jan. 26, 2021**

(54) **POWER STRIP**

(71) Applicant: **Yefeng Yu**, Chengguan Town (CN)

(72) Inventor: **Yefeng Yu**, Chengguan Town (CN)

(**) Term: **15 Years**

(21) Appl. No.: **29/728,314**

(22) Filed: **Mar. 17, 2020**

(51) **LOC (13) Cl.** **13-03**

(52) **U.S. Cl.**

USPC **D13/137.2**; D13/137.3; D13/137.4

(58) **Field of Classification Search**

USPC D13/103, 107, 108, 113, 118, 123, 133,
D13/137.1–137.4, 138.1, 138.2,
D13/139.1–139.7, 153, 154, 155;
D14/433, 434

CPC H01R 25/006; H01R 25/165; H01R 9/00;
H01R 9/22; H01R 9/226; H01R 13/00;
H01R 13/03; H01R 13/04; H01R 13/10;
H01R 13/35; H01R 13/502; H01R
13/631; H01R 13/6666; H01R 13/6675;
H05K 5/00; H05K 5/03

See application file for complete search history.

(56) **References Cited**

U.S. PATENT DOCUMENTS

D380,733 S *	7/1997	Parshad	D13/139.6
D402,963 S *	12/1998	Parshad	D13/139.6
D409,978 S *	5/1999	Stekelenburg	D13/139.6
6,113,434 A *	9/2000	Pate	H01R 25/003 439/107
D435,516 S *	12/2000	Stekelenburg	D13/139.8
D443,591 S *	6/2001	Tong	D13/139.8
D458,225 S	6/2002	Stekelenburg		
D514,001 S	1/2006	Echito et al.		
D519,927 S	5/2006	Sung et al.		
D636,345 S	4/2011	Cullen et al.		
D644,180 S *	8/2011	Lee	D13/139.8
D662,056 S *	6/2012	Lee	D13/139.8

D673,503 S *	1/2013	Lee	D13/139.8
D701,834 S	4/2014	Lee et al.		
D705,732 S *	5/2014	Lee	D13/137.2
D775,081 S *	12/2016	Xu	D13/139.6
D776,056 S *	1/2017	Block	D13/137.2
D786,797 S	5/2017	Hsu		
D796,445 S *	9/2017	Xu	D13/139.6
D797,675 S	9/2017	Xu		

(Continued)

OTHER PUBLICATIONS

Power Strip, Dec. 11, 2018, [online], [site visited Sep. 10, 2020], Available from Internet URL: <https://www.amazon.com/Bototek-Protector-Charging-Extension-Smartphone/dp/B07MVZZV3G> (Year: 2018).*

(Continued)

Primary Examiner — Karen E Kearney

Assistant Examiner — Michael Chong

(74) *Attorney, Agent, or Firm* — Law Offices of Stevem W, Weinrieb

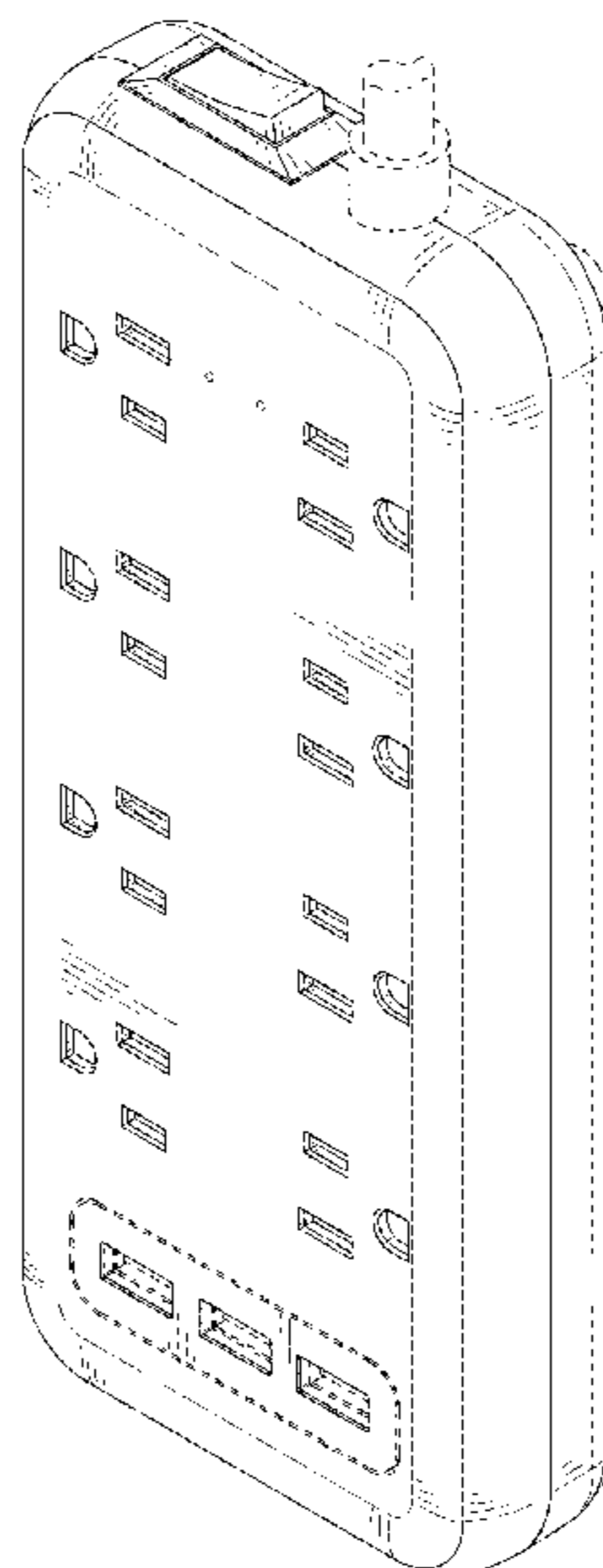
(57) **CLAIM**

The ornamental design for a power strip, as shown and described.

DESCRIPTION

FIG. 1 is a front, right side, top perspective view of a power strip showing my new design;
FIG. 2 is a rear, left side, bottom perspective view thereof;
FIG. 3 is a front elevational view thereof;
FIG. 4 is a rear elevational view thereof;
FIG. 5 is a left side elevational view thereof;
FIG. 6 is a right side elevational view thereof;
FIG. 7 is a top plan view thereof; and,
FIG. 8 is a bottom plan view thereof.
The broken lines depict portions of the power strip that form no part of the claimed design.

1 Claim, 8 Drawing Sheets



(56)

References Cited

U.S. PATENT DOCUMENTS

D801,276 S * 10/2017 Lin D13/139.7
D807,827 S * 1/2018 Lu D13/137.2
D816,038 S 4/2018 Lu
D816,039 S * 4/2018 Lu D13/139.8
D823,805 S 7/2018 Xu
D828,304 S * 9/2018 Chen D13/139.8
D837,736 S * 1/2019 Liao D13/139.7
D846,500 S * 4/2019 Xu D13/137.4
D852,138 S * 6/2019 Wen D13/137.1
D864,874 S * 10/2019 Xu D13/139.8
D867,998 S 11/2019 Gorretta et al.
D871,344 S * 12/2019 Lyu D13/139.8
D872,027 S 1/2020 Lien et al.
D878,299 S * 3/2020 Lyu D13/139.8
D879,716 S * 3/2020 Chuang D13/110
D883,934 S * 5/2020 Yu D13/139.8
D885,341 S * 5/2020 Xu D13/110
D885,345 S * 5/2020 Chen D13/139.8
D888,665 S * 6/2020 Xiong D13/110
D895,554 S * 9/2020 Jianting D13/137.2

OTHER PUBLICATIONS

Flat Plug Power Strip, Oct. 31, 2019, [online], [site visited Sep. 3, 2020], Available from Internet URL: <https://www.amazon.com/TESSAN-Charging-Electrical-Extension-Mountable/dp/B07ZRFSC67> (Year: 2019).*

Surge Protector, Jul. 21, 2020, [online], [site visited Sep. 10, 2020], Available from Internet URL: <https://www.amazon.com/Protector-WENYIN-Extension-Multiple-Smartphone/dp/B08DC9MF21> (Year: 2020).*

* cited by examiner

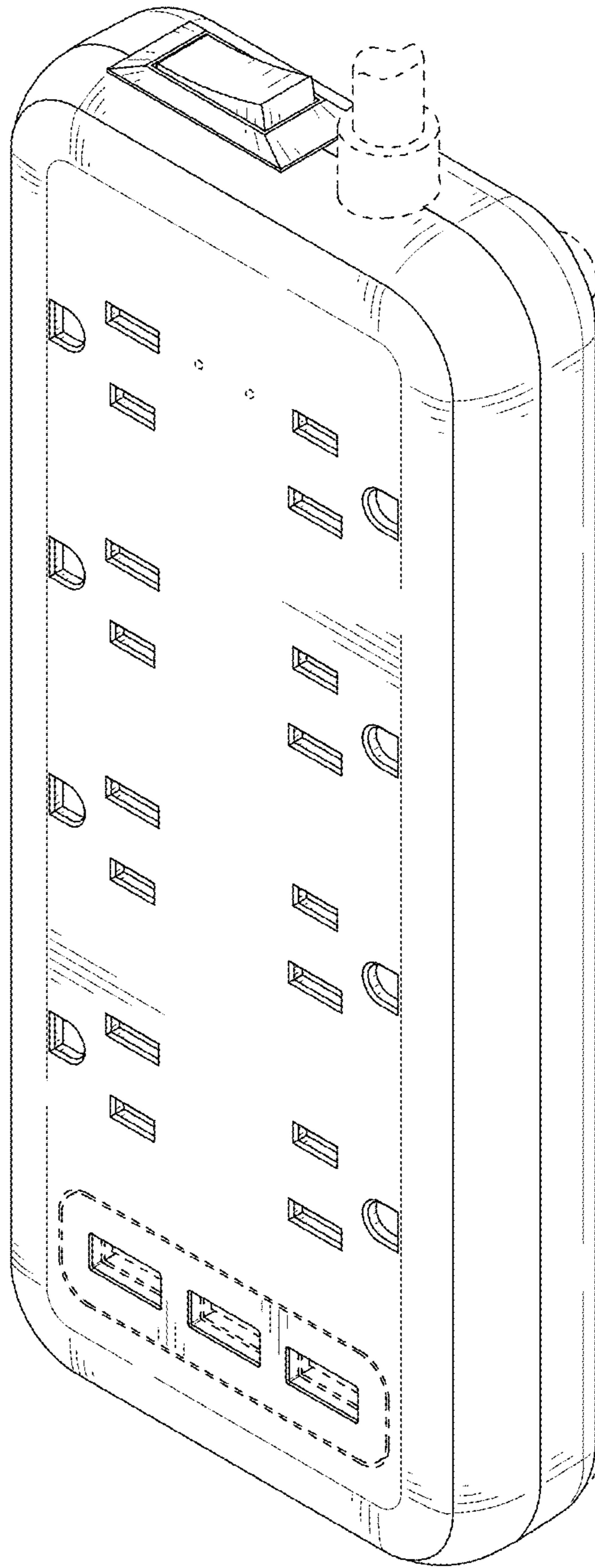


FIG. 1

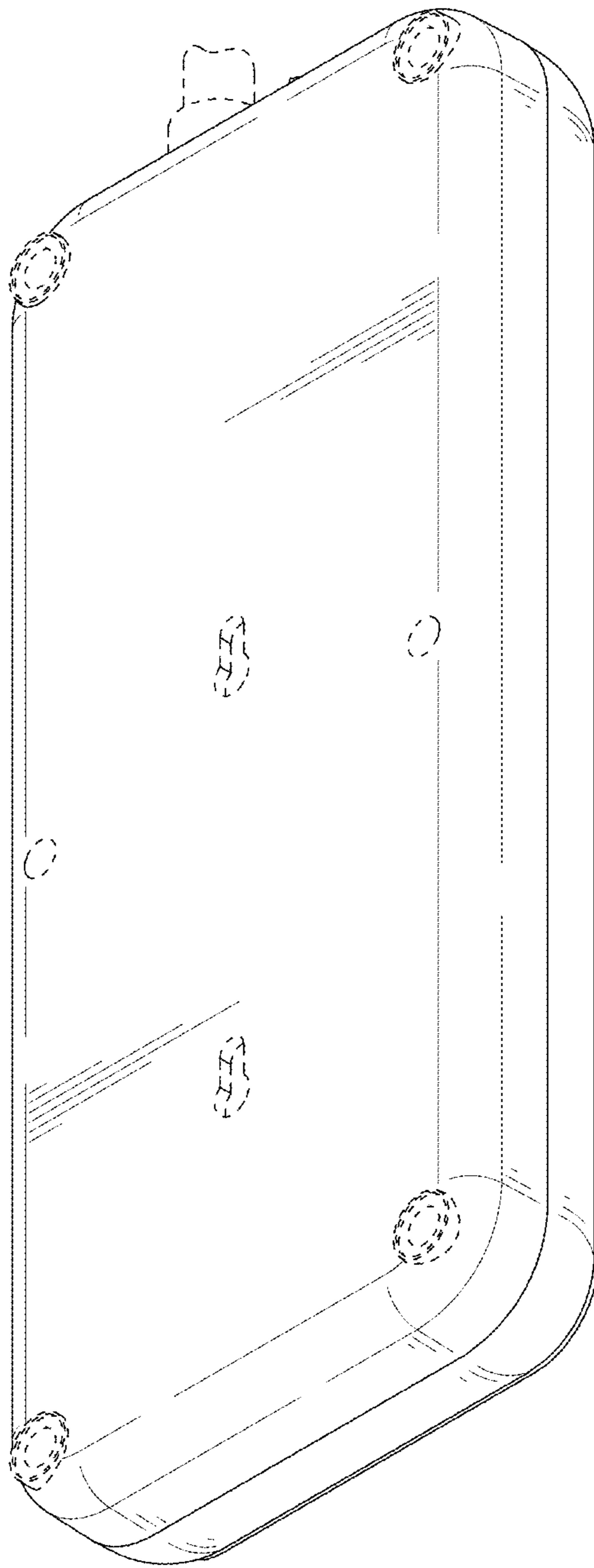


FIG. 2

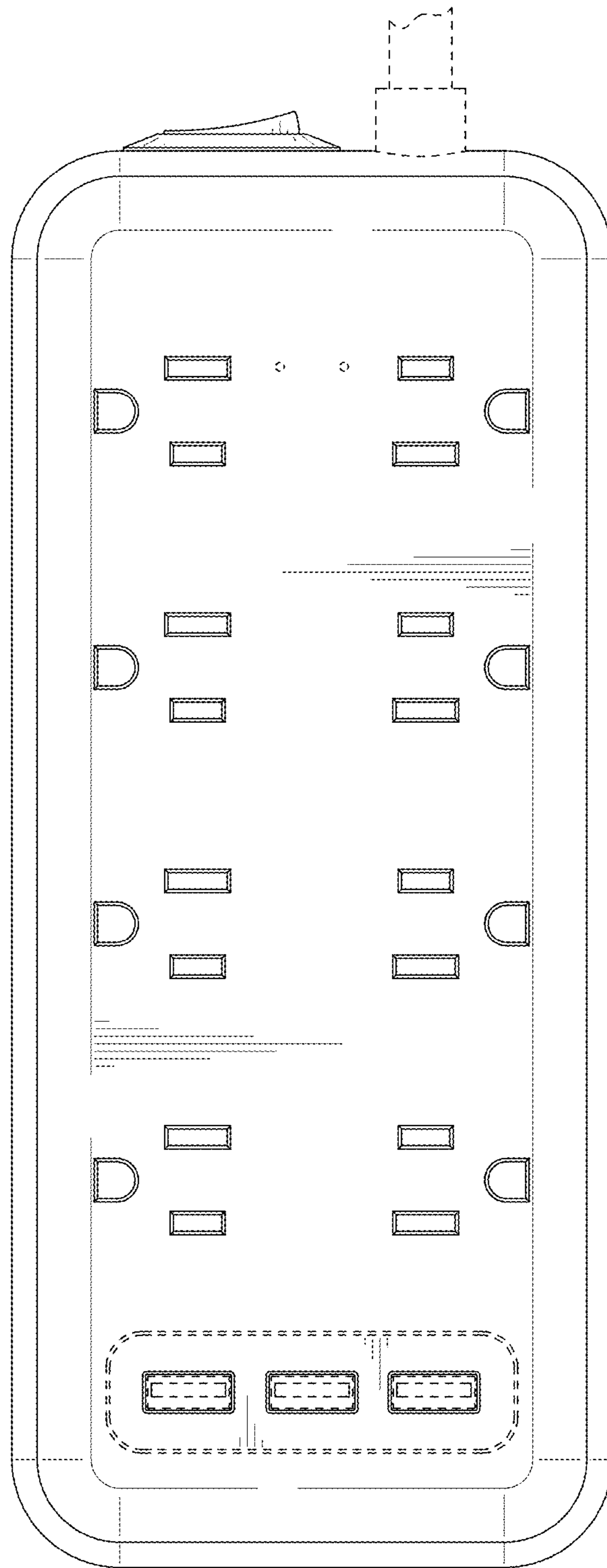


FIG. 3

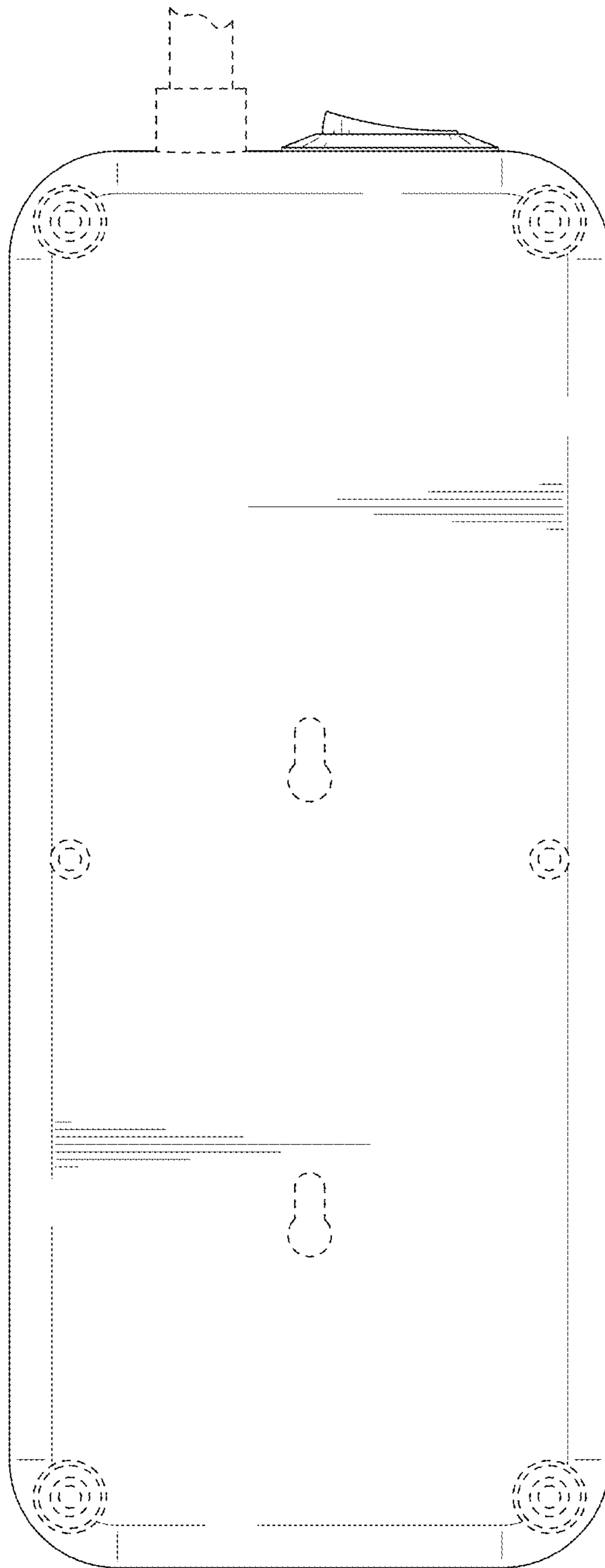


FIG. 4




FIG. 5

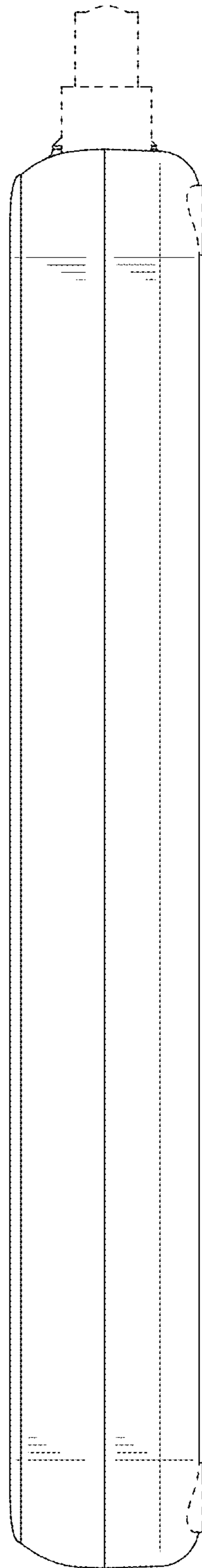


FIG. 6

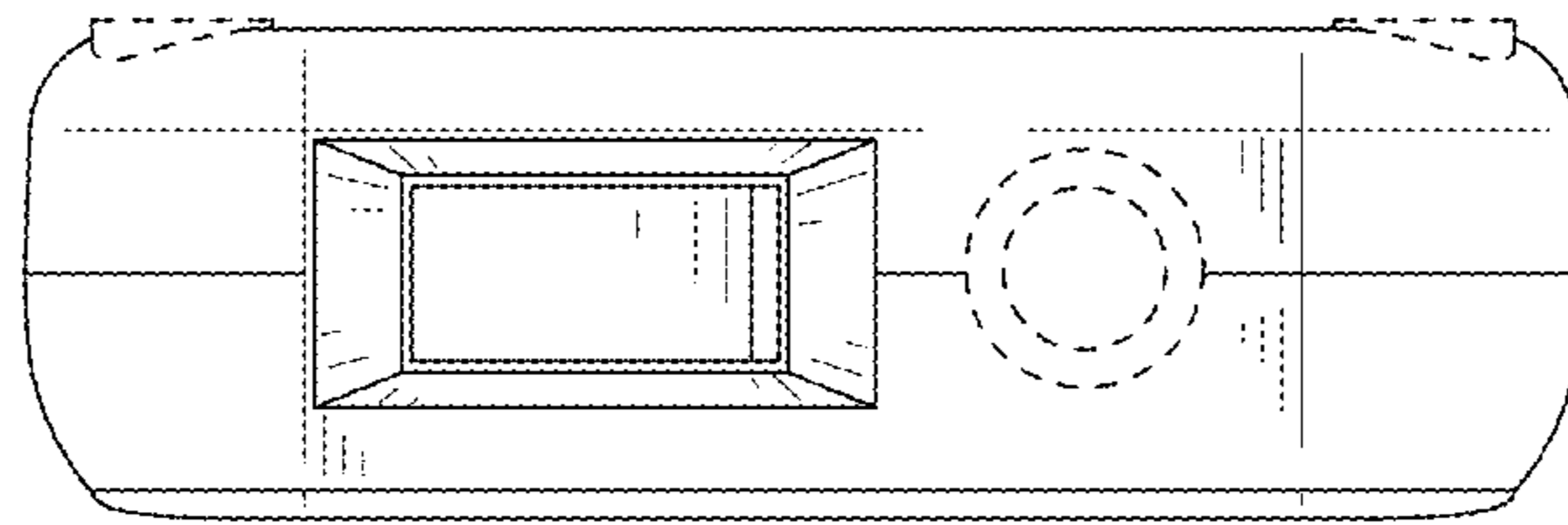


FIG. 7

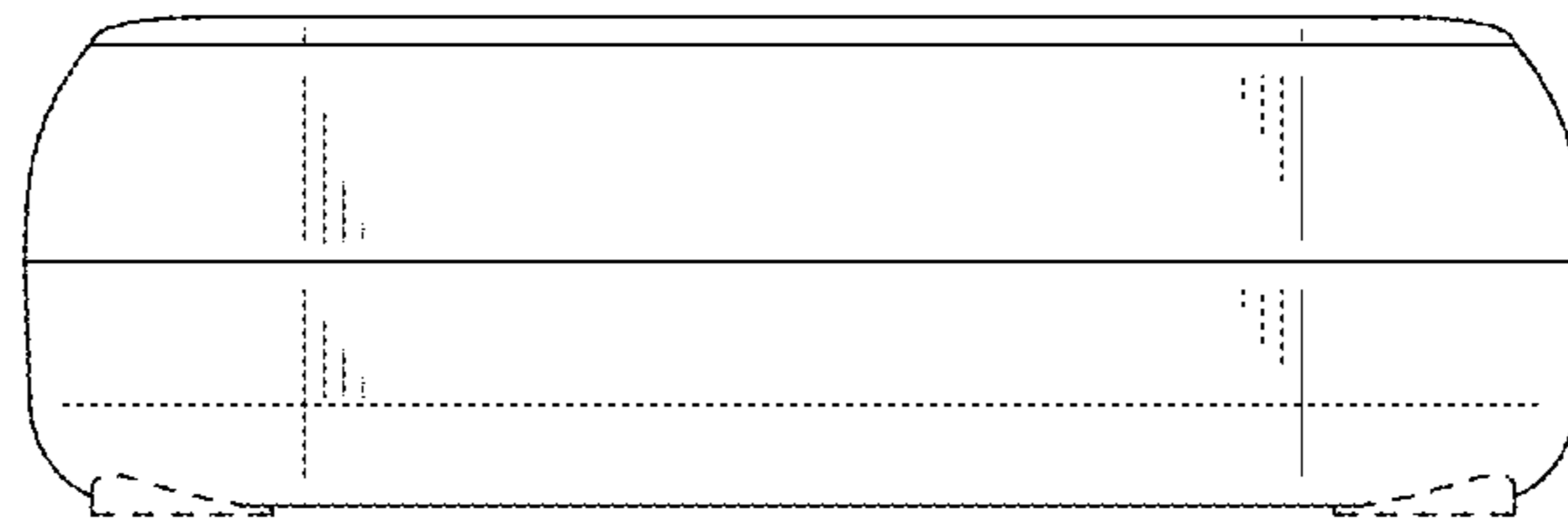


FIG. 8