



US00D908626S

(12) **United States Design Patent** (10) **Patent No.:** **US D908,626 S**
Baker (45) **Date of Patent:** **** Jan. 26, 2021**

(54) **BATTERY CELL SPACER**

(71) Applicant: **Silgan Containers LLC**, Woodland Hills, CA (US)

(72) Inventor: **Gerald James Baker**, Wauwatosa, WI (US)

(73) Assignee: **Silgan Containers LLC**, Woodland Hills, CA (US)

(**) Term: **15 Years**

(21) Appl. No.: **29/674,337**

(22) Filed: **Dec. 20, 2018**

(51) **LOC (13) Cl.** **13-02**

(52) **U.S. Cl.**
USPC **D13/119**

(58) **Field of Classification Search**
USPC D13/103, 107, 108, 118, 119, 184, 199;
D9/767, 772, 776
CPC H01M 2/02; H01M 2/022; H01M 2/0277;
H01M 2/1022; H01M 2/1055; H01M 2/105;
H01M 2/364; H01M 10/0587
See application file for complete search history.

(56) **References Cited**

U.S. PATENT DOCUMENTS

2,831,948	A *	4/1958	Fraser	H02B 1/048
					200/295
5,070,597	A *	12/1991	Holt	F16L 5/02
					138/103
D409,560	S *	5/1999	Shim	D13/103
D535,945	S *	1/2007	Towler	D13/119
D664,092	S *	7/2012	Gea Suarez	D13/119
D757,646	S *	5/2016	Pearson	D13/103

D760,166	S *	6/2016	Cooper	D13/119
2011/0003186	A1 *	1/2011	Liu	H01M 2/1022
					429/100
2018/0138464	A1 *	5/2018	Brechling	H01M 10/0583

OTHER PUBLICATIONS

<https://www.amazon.com/Durnrny-Battery-Setup-Placeholder-Cylinder/dp/B07B47ZCY7> Apr. 15, 2018 (Year: 2018).*

* cited by examiner

Primary Examiner — Derrick E Holland

(74) *Attorney, Agent, or Firm* — Reinhart Boerner Van Deuren s.c.

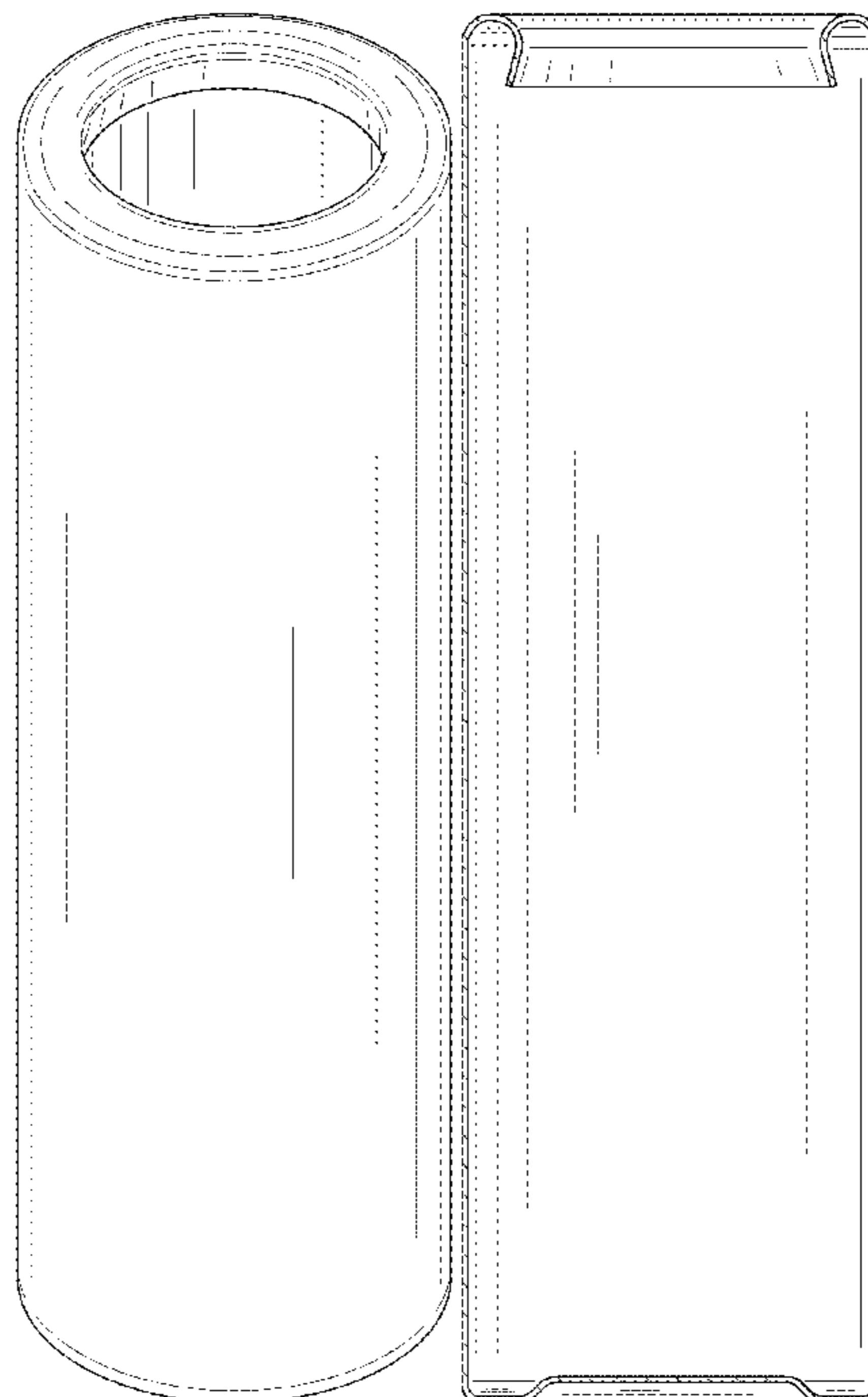
(57) **CLAIM**

I claim the ornamental design for a battery cell spacer, as shown and described.

DESCRIPTION

FIG. 1 is a perspective view of a battery cell spacer;
FIG. 2 is a side view of FIG. 1;
FIG. 3 is a top view of FIG. 1;
FIG. 4 is a bottom view of FIG. 1;
FIG. 5 is a cross-sectional view taken along line 5-5 of FIG. 2;
FIG. 6 is a cross-sectional view taken along line 6-6 of FIG. 2; and,
FIG. 7 is a cross-sectional view taken along line 7-7 of FIG. 2.
The ornamental design which is claimed is shown in solid lines in the drawings. The broken lines in the drawings are for illustrative purposes only and form no part of the claimed design.

1 Claim, 5 Drawing Sheets






FIG. 1

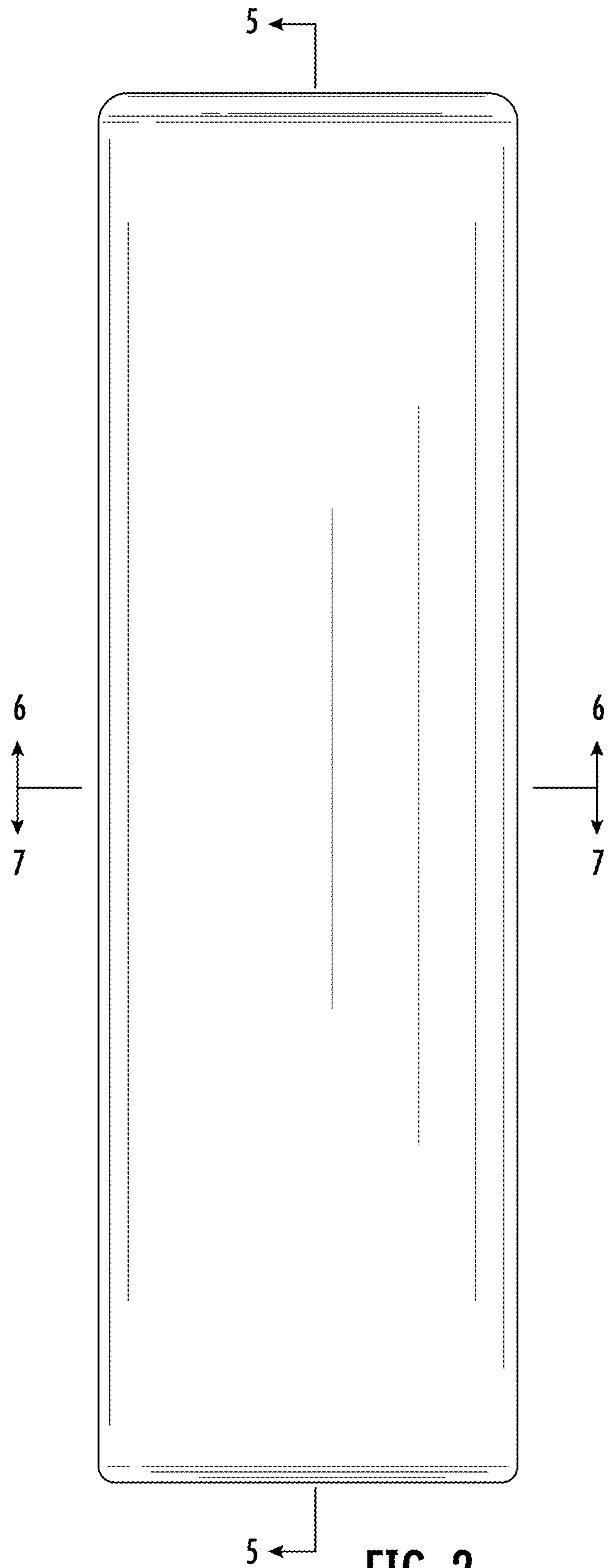


FIG. 2

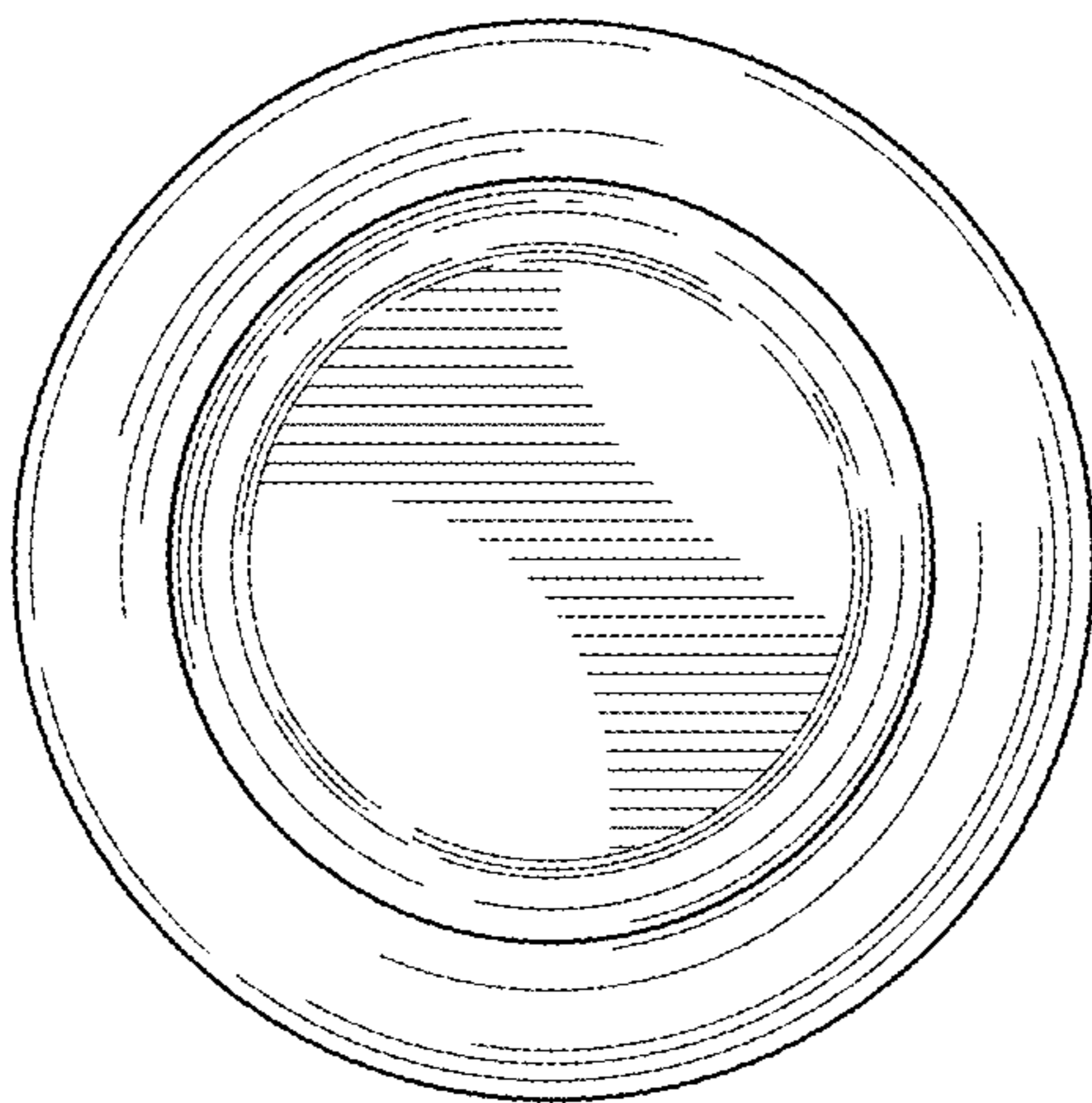


FIG. 3

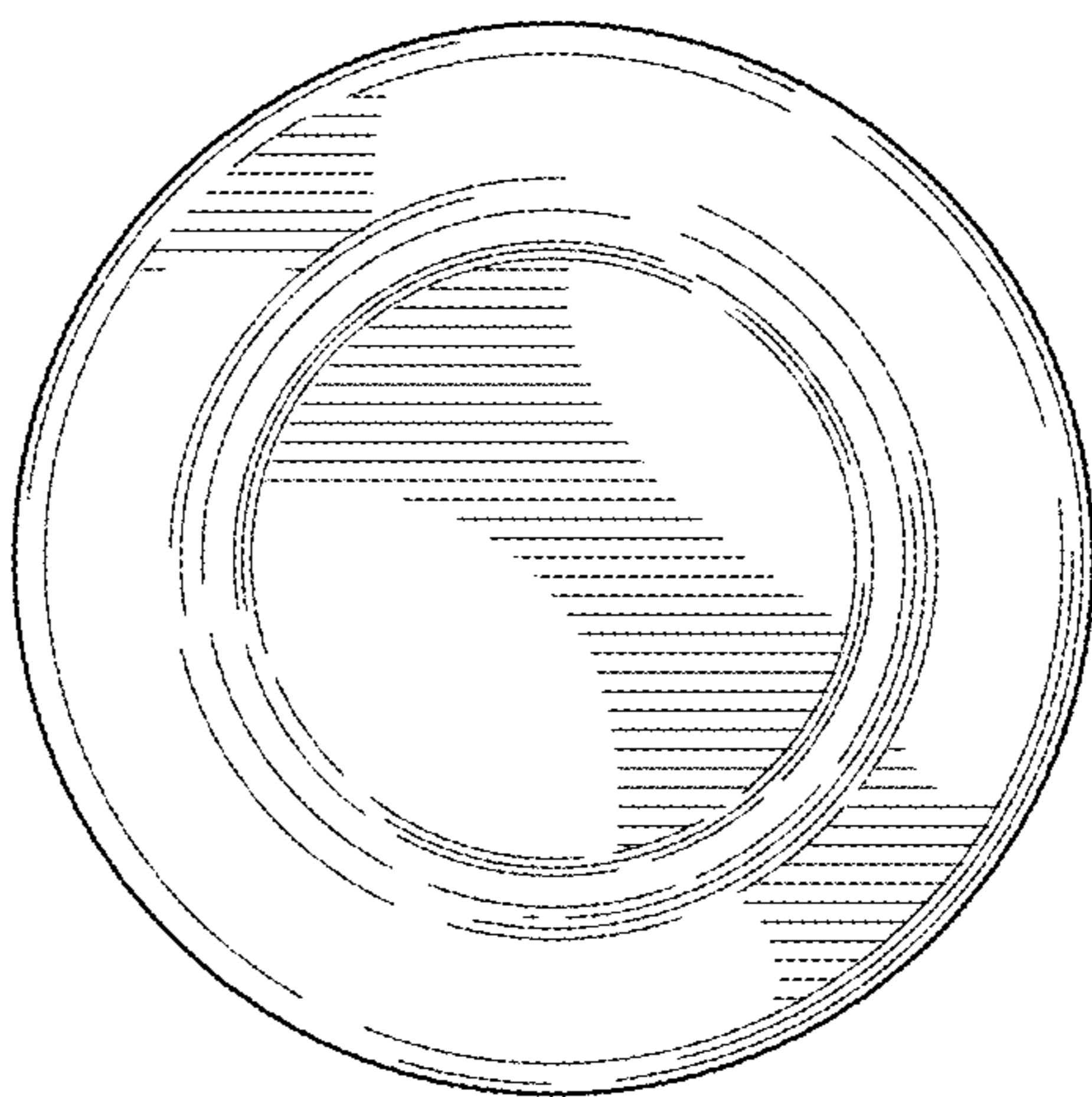


FIG. 4




FIG. 5

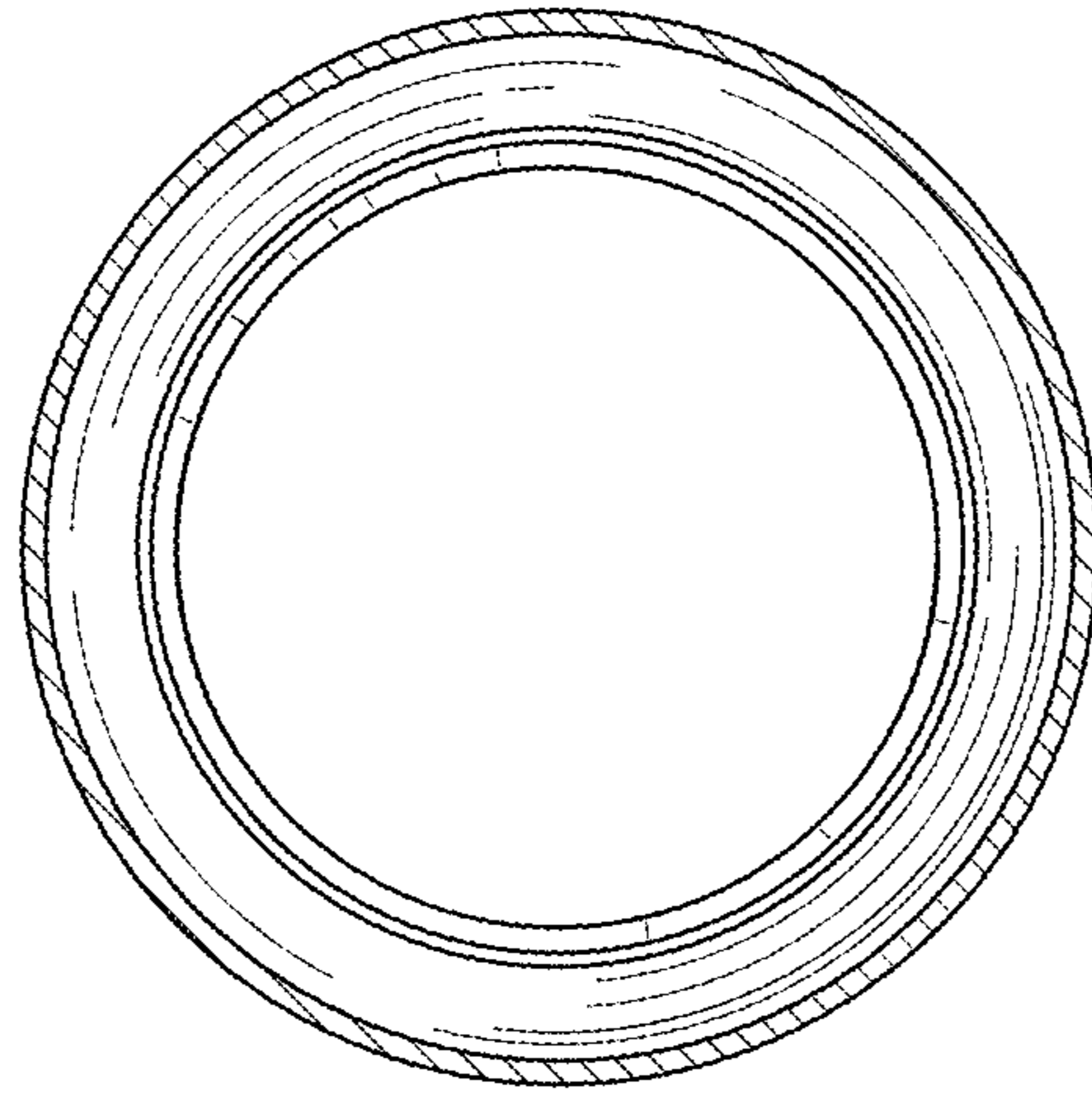


FIG. 6

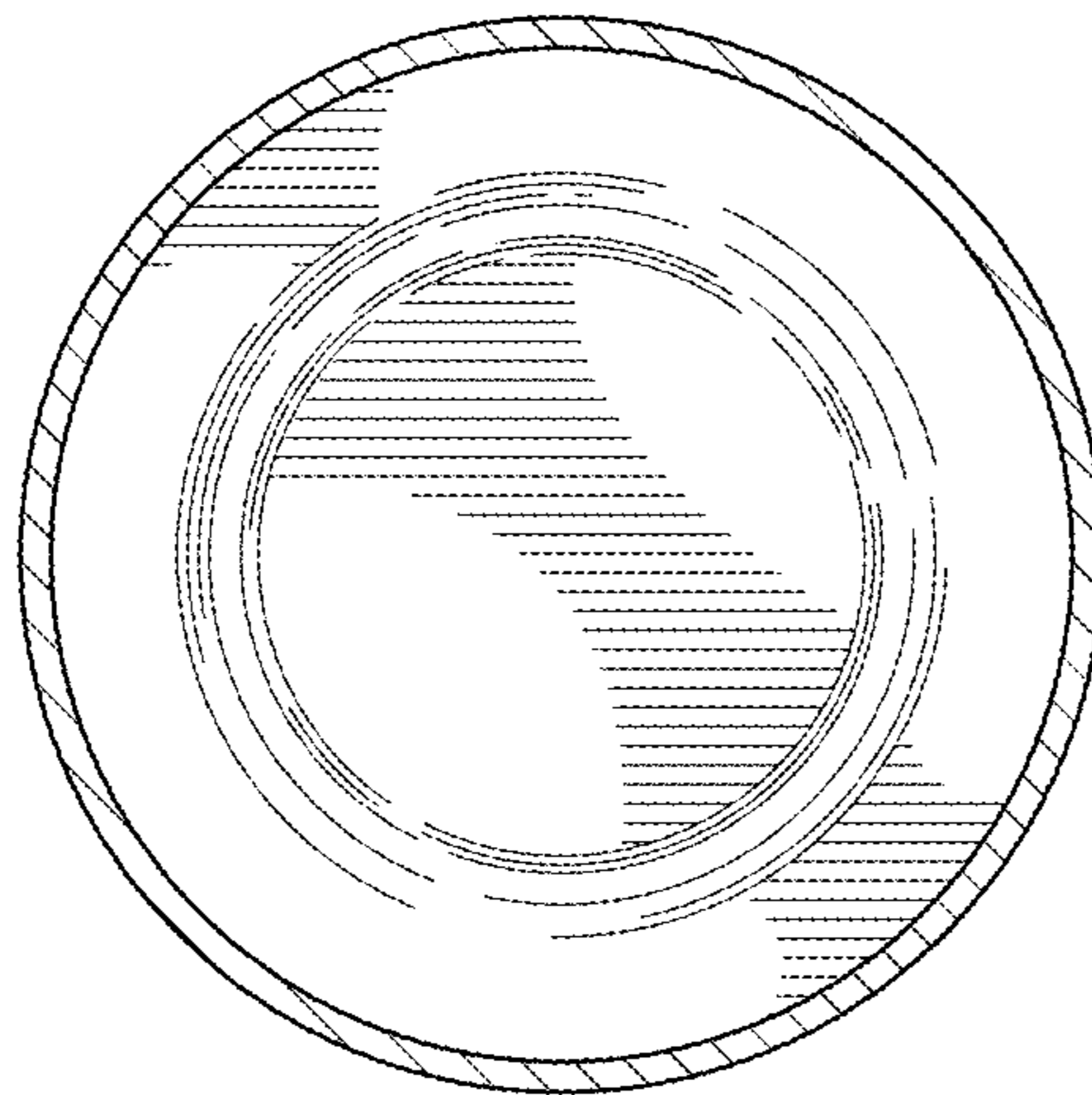


FIG. 7