



US00D908622S

(12) **United States Design Patent**
Le et al.

(10) **Patent No.:** **US D908,622 S**

(45) **Date of Patent:** **** Jan. 26, 2021**

(54) **PORTABLE TOOL CONTROLLER**

(71) Applicant: **LURACO, INC.**, Arlington, TX (US)

(72) Inventors: **Kevin Le**, Richland Hills, TX (US);
Tom Le, Arlington, TX (US); **Abhishek Vinod Vazrekar**, Saginaw, MI (US)

(73) Assignee: **Luraco, Inc.**, Arlington, TX (US)

(**) Term: **15 Years**

(21) Appl. No.: **29/672,320**

(22) Filed: **Dec. 4, 2018**

(51) **LOC (13) Cl.** **13-02**

(52) **U.S. Cl.**
USPC **D13/110**

(58) **Field of Classification Search**
USPC D13/110, 103, 107, 108, 118, 119, 123,
D13/133, 137.1, 182, 184, 199; D14/242,
D14/251, 432, 433, 434, 456; D15/144;
D9/428, 733, 781
CPC H01R 31/06; H01R 25/00; H02M 7/003;
H05K 7/1432
See application file for complete search history.

(56) **References Cited**

U.S. PATENT DOCUMENTS

5,648,712 A * 7/1997 Hahn H01R 27/00
320/111
D491,563 S * 6/2004 Sato D14/242

D509,472 S * 9/2005 Vinciarelli D13/110
D561,321 S * 2/2008 Hong D23/370
D661,249 S * 6/2012 Smith D13/110
D728,467 S * 5/2015 Hasbrook D13/103
D733,043 S * 6/2015 Hasbrook D13/103
D767,486 S * 9/2016 Yu D13/103
D871,329 S * 12/2019 Chen D13/108

* cited by examiner

Primary Examiner — Derrick E Holland

(74) *Attorney, Agent, or Firm* — Hoang Steve Ngo

(57) **CLAIM**

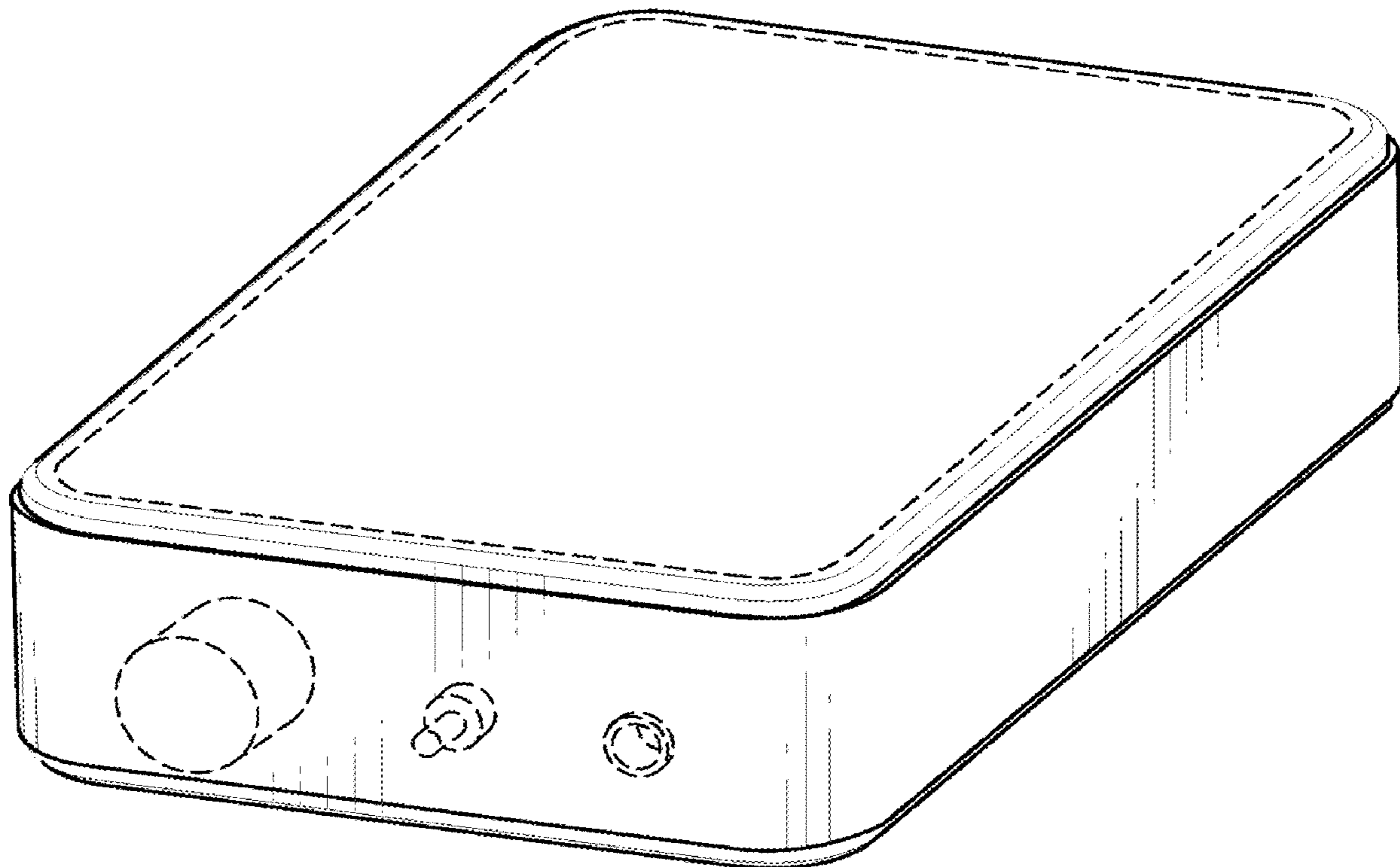
The ornamental design for a portable tool controller, as shown and described.

DESCRIPTION

FIG. 1 is a front end, top side perspective view of a portable tool controller showing a new design; FIG. 2 is a front end elevational view thereof; FIG. 3 is a back end elevational view thereof; FIG. 4 is a bottom plan view thereof; FIG. 5 is a top plan view thereof; FIG. 6 is a right side elevational view thereof; FIG. 7 is a left side elevational view thereof; and, FIG. 8 is a front end and bottom perspective view shown in environmental use thereof.

The broken lines shown represent environmental subject matter and form no part of the claimed design.

1 Claim, 8 Drawing Sheets



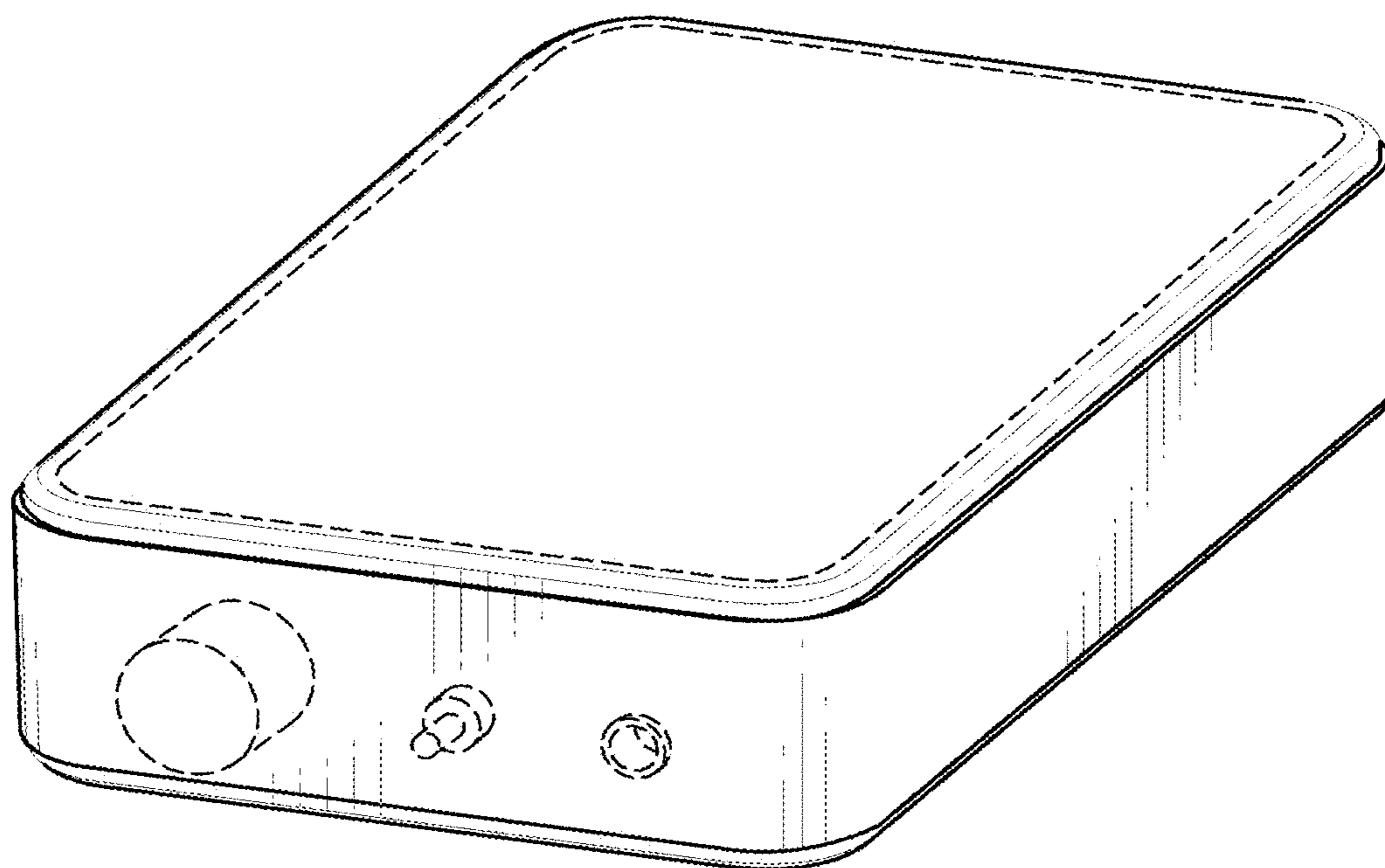


FIG. 1

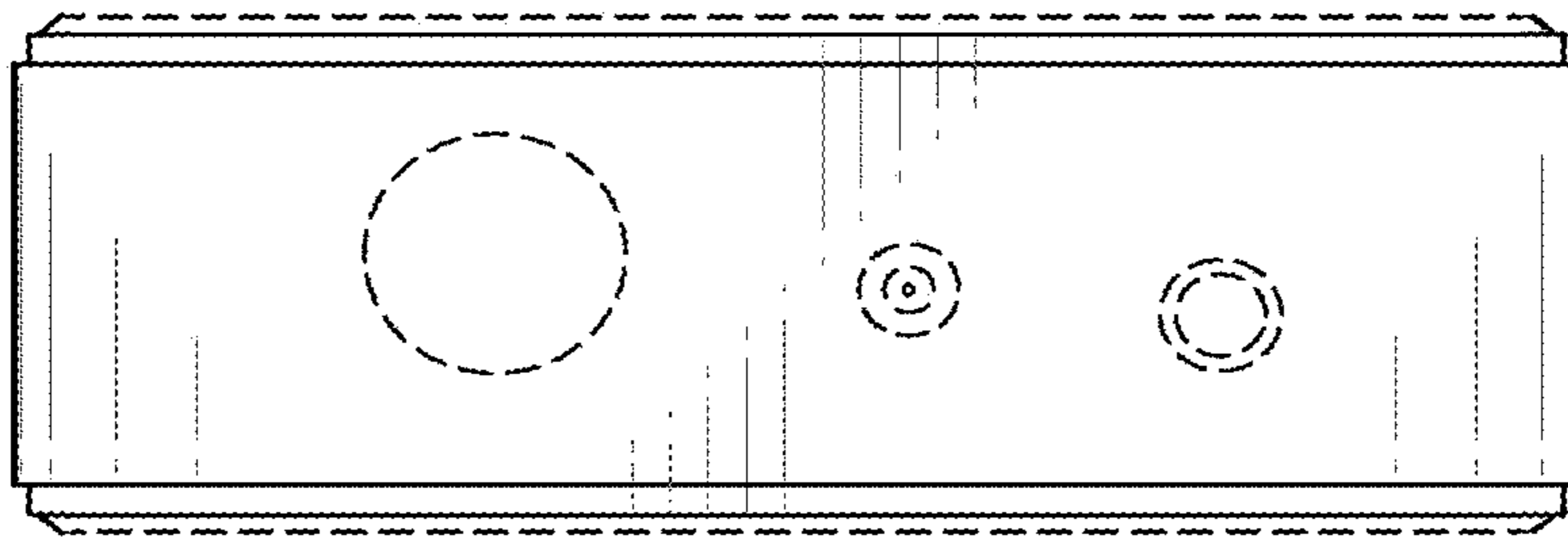


FIG. 2

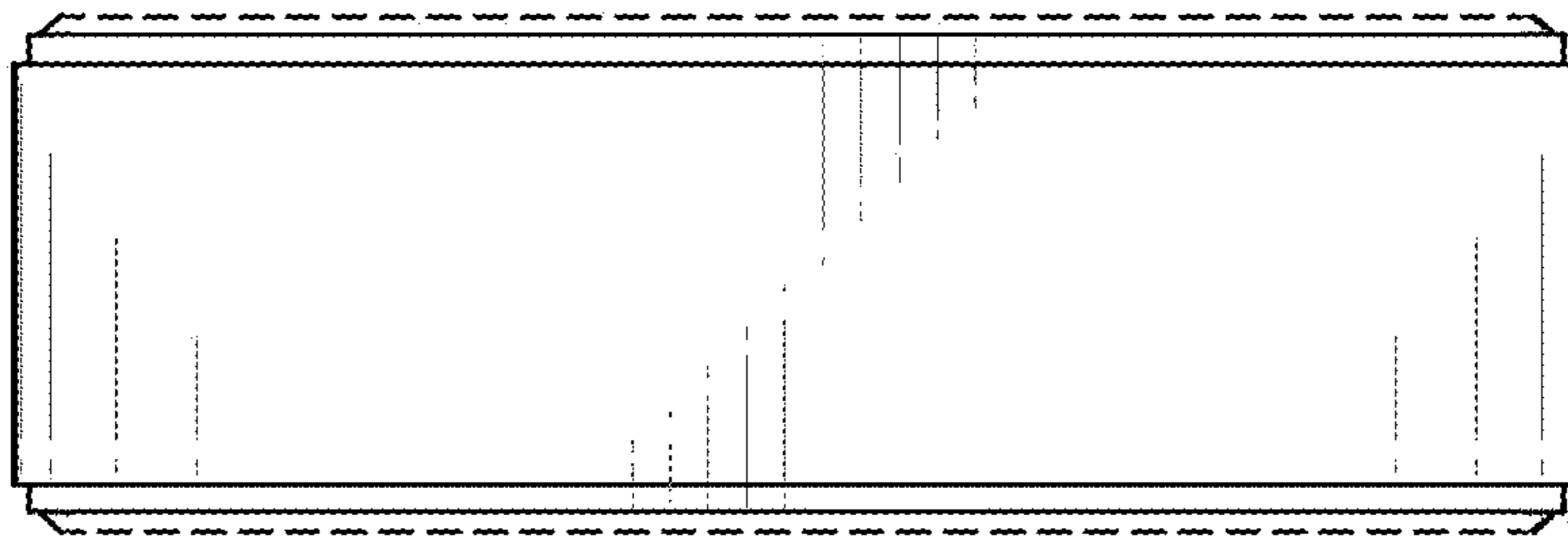


FIG. 3




FIG. 4




FIG. 5

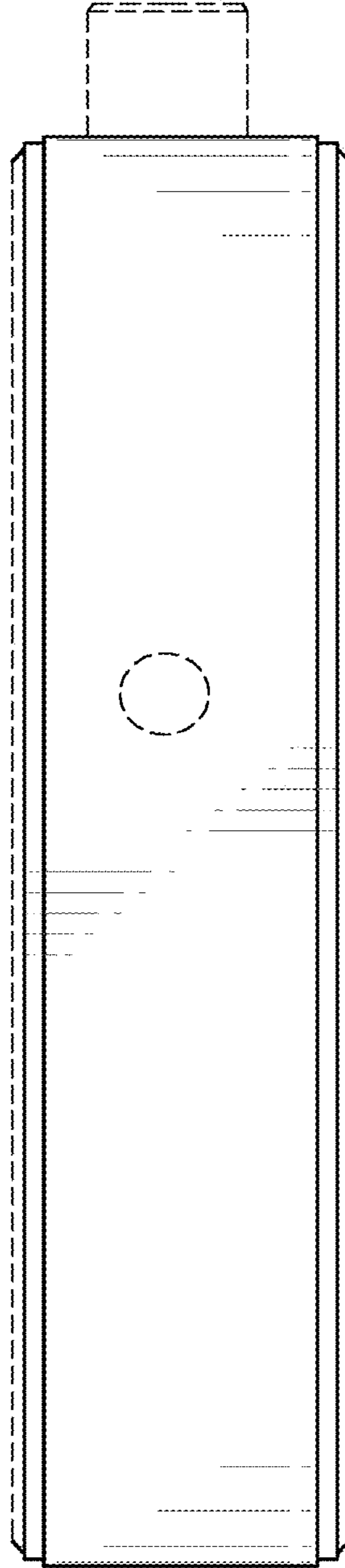


FIG. 6




FIG. 7

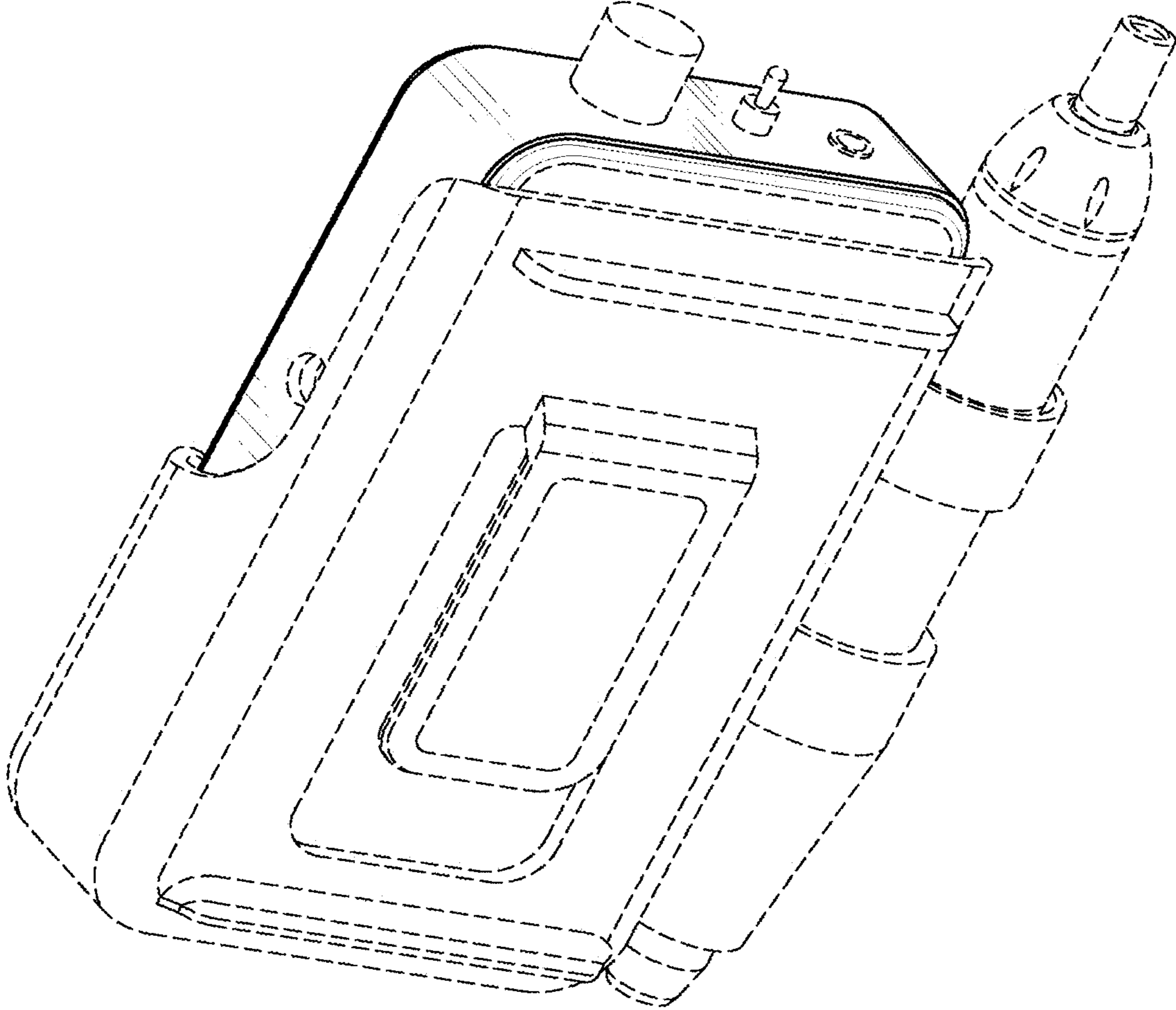


FIG. 8