



US00D908607S

(12) **United States Design Patent** (10) **Patent No.:** **US D908,607 S**
Zhou et al. (45) **Date of Patent:** **** Jan. 26, 2021**

(54) **SOLAR CELL**
(71) Applicant: **THE SOLARIA CORPORATION**,
Fremont, CA (US)
(72) Inventors: **Lisong Zhou**, Fremont, CA (US);
Huaming Zhou, Wuxi Jiangsu (CN)
(73) Assignee: **The Solaria Corporation**, Fremont, CA
(US)

3,811,181 A 5/1974 Leinkram et al.
3,837,924 A 9/1974 Baron
4,040,867 A 8/1977 Forestieri et al.
4,617,421 A 10/1986 Nath et al.
4,877,460 A 10/1989 Flodl
5,096,505 A 3/1992 Fraas et al.
D353,129 S * 12/1994 Ricaud D13/102
5,547,516 A 8/1996 Luch
5,575,861 A 11/1996 Younan et al.
(Continued)

(**) Term: **15 Years**
(21) Appl. No.: **29/679,612**
(22) Filed: **Feb. 7, 2019**

FOREIGN PATENT DOCUMENTS

CN 102655030 A 9/2012
CN 104201227 A 12/2014
(Continued)

Related U.S. Application Data

(62) Division of application No. 29/615,111, filed on Aug.
25, 2017, now Pat. No. Des. 841,570.

OTHER PUBLICATIONS

Search Report for Design Patent Application issued in KR Design
Application No. 107303328 dated Apr. 9, 2019.
(Continued)

(30) **Foreign Application Priority Data**

Mar. 9, 2017 (WO) PCT/CN2017/076017

Primary Examiner — Derrick E Holland

(51) **LOC (13) Cl.** **13-02**

(57) **CLAIM**

(52) **U.S. Cl.** **D13/102**

The ornamental design for a solar cell, as shown and
described.

(58) **Field of Classification Search**

USPC **D13/102**
USPC D13/101, 102, 107, 133, 184, 199
CPC H01L 31/02; H01L 31/042; H01L 31/048;
H01L 31/0525; H01L 31/0203; H01L
31/02008; H01L 27/142; H01L 27/1421;
Y02E 10/40; Y02E 10/47; Y02E 10/50;
Y02E 10/52; Y02E 10/54; Y02E 10/544;
H02S 30/10; H02S 40/34; H02S 40/44;
H02J 7/0042

DESCRIPTION

FIG. 1 is a top plan view of a solar cell showing our new
design;
FIG. 2 is a bottom plan view thereof;
FIG. 3 is a front elevation view thereof;
FIG. 4 is a back elevation view thereof;
FIG. 5 is a left side elevation view thereof; and,
FIG. 6 is a right side elevation view thereof.
The broken lines shown represent the portions of the solar
cell which form no part of the claimed design.

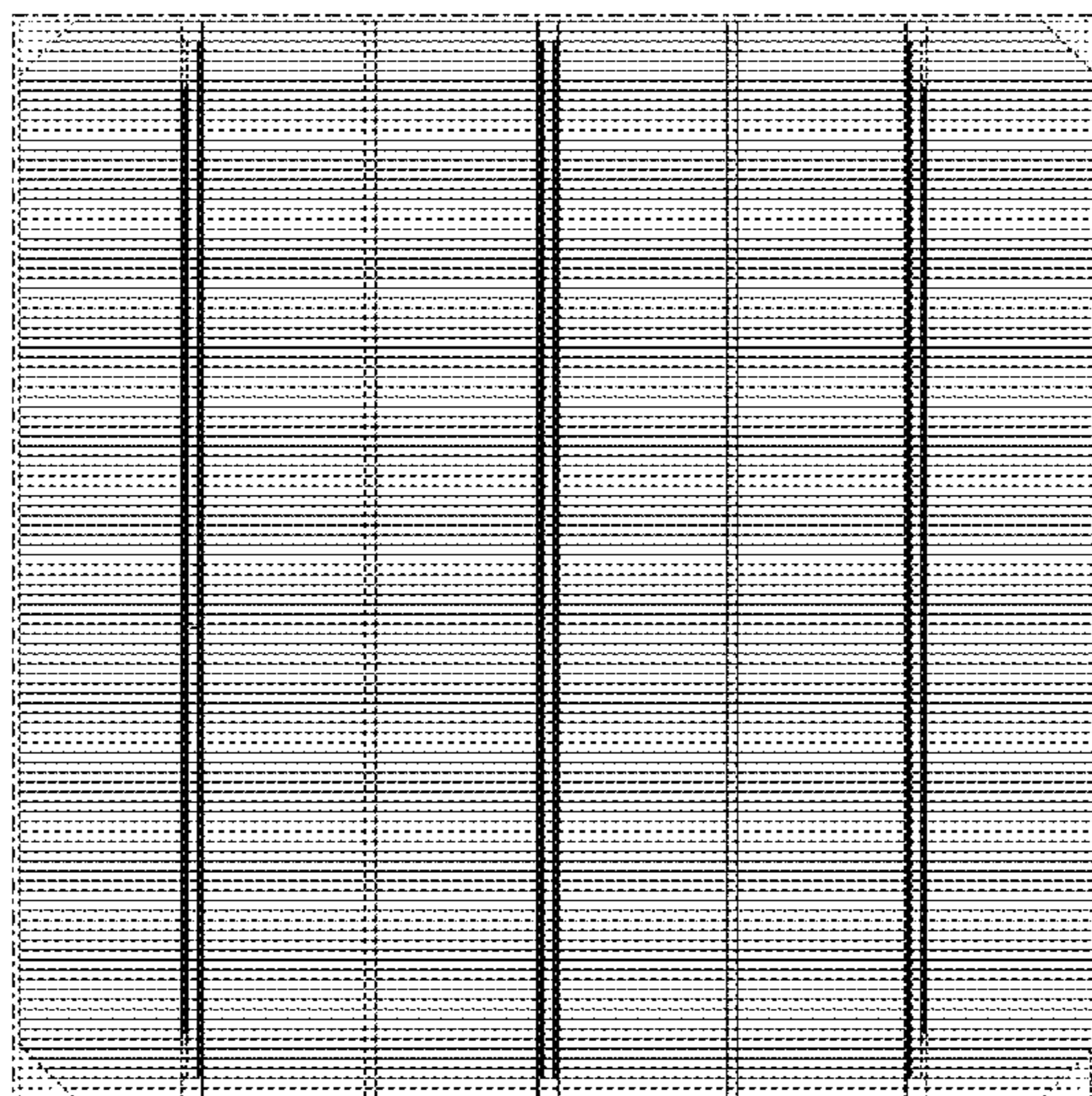
See application file for complete search history.

(56) **References Cited**

U.S. PATENT DOCUMENTS

3,340,096 A 9/1967 Mann et al.
3,769,091 A 10/1973 Leinkram et al.

1 Claim, 2 Drawing Sheets



(56)

References Cited

U.S. PATENT DOCUMENTS

5,735,966 A 4/1998 Luch
 6,232,545 B1 5/2001 Samaras et al.
 6,414,235 B1 7/2002 Luch
 6,459,032 B1 10/2002 Luch
 D524,727 S 7/2006 Yamashita et al.
 D543,501 S 5/2007 Yamashita et al.
 7,732,243 B2 6/2010 Luch
 7,740,497 B2 6/2010 Nightingale
 7,898,053 B2 3/2011 Luch
 7,898,054 B2 3/2011 Luch
 7,989,692 B2 8/2011 Luch
 7,989,693 B2 8/2011 Luch
 8,007,306 B2 8/2011 Nightingale et al.
 D644,986 S 9/2011 Ross et al.
 D644,987 S 9/2011 Casler et al.
 8,033,857 B2 10/2011 Nightingale et al.
 D658,119 S * 4/2012 Bamberg D13/102
 D662,042 S 6/2012 Yeh
 8,198,696 B2 6/2012 Luch
 D670,239 S * 11/2012 Kannou D13/102
 D679,650 S * 4/2013 Farris, III D13/102
 D694,175 S 11/2013 Kannou et al.
 D719,909 S 12/2014 Iwasaki et al.
 9,147,787 B2 * 9/2015 Hong H01L 31/0504
 D741,793 S * 10/2015 Lim H01L 31/02243
 D742,306 S * 11/2015 Tohoda D13/102
 9,219,174 B2 12/2015 Heng et al.
 D762,163 S * 7/2016 Parilla D13/102
 D763,787 S * 8/2016 Parilla D13/102
 9,412,884 B2 8/2016 Heng et al.
 D767,484 S * 9/2016 Morad D13/102
 9,469,896 B2 * 10/2016 Antonaia C23C 14/14
 D781,230 S 3/2017 Gibson et al.
 D784,254 S 4/2017 Parilla et al.
 D788,027 S 5/2017 Gibson et al.
 D812,554 S 3/2018 Gibson et al.
 D813,153 S * 3/2018 Gibson D13/102
 9,935,221 B1 4/2018 Zhou et al.
 9,935,222 B1 4/2018 Zhou et al.
 2003/0000571 A1 * 1/2003 Wakuda H01L 31/048
 136/256
 2003/0121228 A1 * 7/2003 Stoehr H01L 31/0512
 52/518
 2007/0235077 A1 10/2007 Nagata et al.
 2008/0011350 A1 1/2008 Luch
 2008/0216887 A1 9/2008 Hacke et al.
 2008/0314433 A1 12/2008 Luch
 2009/0107538 A1 4/2009 Luch
 2009/0120484 A1 5/2009 Nightingale
 2009/0277491 A1 * 11/2009 Nakamura H01L 31/0504
 136/244
 2009/0293941 A1 12/2009 Luch
 2010/0024881 A1 2/2010 Hacke et al.
 2010/0078058 A1 4/2010 Nightingale et al.
 2010/0108118 A1 5/2010 Luch
 2010/0126551 A1 * 5/2010 Okamoto H01L 31/0512
 136/244
 2010/0175743 A1 7/2010 Gonzalez et al.

2011/0067754 A1 3/2011 Luch
 2011/0126878 A1 6/2011 Hacke et al.
 2011/0168238 A1 7/2011 Metin et al.
 2011/0197947 A1 8/2011 Croft
 2012/0031461 A1 2/2012 Luch
 2012/0125391 A1 5/2012 Pinarbasi et al.
 2012/0171802 A1 7/2012 Luch et al.
 2012/0204935 A1 * 8/2012 Meyer F24S 25/37
 136/246
 2012/0204938 A1 8/2012 Hacke et al.
 2012/0318318 A1 12/2012 Metin et al.
 2012/0318319 A1 * 12/2012 Pinarbasi H01L 31/0201
 136/244
 2012/0325282 A1 12/2012 Snow et al.
 2013/0061920 A1 3/2013 Balucani
 2013/0068827 A1 3/2013 Akimoto
 2013/0133743 A1 * 5/2013 Grah B32B 27/32
 136/259
 2013/0269748 A1 * 10/2013 Wiedeman H01L 31/048
 136/244
 2014/0102502 A1 4/2014 Luch et al.
 2014/0318613 A1 10/2014 Campe et al.
 2014/0352765 A1 * 12/2014 Nakamura H01G 9/2068
 136/251
 2015/0090314 A1 4/2015 Yang et al.
 2015/0171239 A1 * 6/2015 Tanaka H01L 31/02242
 136/256
 2016/0020342 A1 1/2016 Heng et al.
 2016/0118515 A1 4/2016 Mori et al.
 2016/0158890 A1 6/2016 Gonzalez et al.
 2016/0233352 A1 8/2016 Yang et al.
 2017/0243992 A1 8/2017 Rostan et al.

FOREIGN PATENT DOCUMENTS

CN 104810412 A 7/2015
 JP D1310216 9/2007
 JP 2013140841 A 7/2013
 JP D1495792 S 4/2014
 KR 3005917880000 3/2011
 KR 1020160094396 8/2016
 KR 3008761570001 10/2016
 KR 3008761570002 10/2016
 KR 3008761570003 10/2016
 KR 3008761570004 10/2016
 WO 2014112424 A1 7/2014

OTHER PUBLICATIONS

International Search Report and Written Opinion issued in International Application No. PCT/CN2017/076017 dated Nov. 13, 2017.
 Notice of Preliminary Rejection issued in Korean Patent Application No. 10-2019-7000876 on Feb. 13, 2019 with English translation.
 Notification dated Jun. 5, 2018 issued by the Japanese Patent Office in corresponding Japanese Design Patent Application No. 2017-019744 with English translation.
 U.S. Office Action issued in U.S. Appl. No. 16/004,562 dated Aug. 7, 2019.

* cited by examiner




FIG. 2




FIG. 1

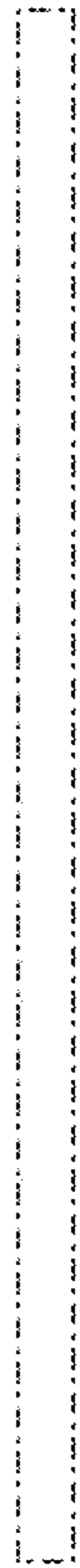


FIG. 3

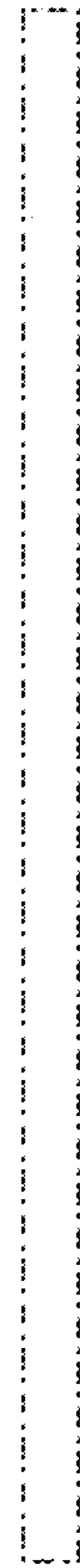


FIG. 4




FIG. 5



FIG. 6