



US00D908602S

(12) **United States Design Patent**
Bortolet et al.

(10) **Patent No.:** **US D908,602 S**
(45) **Date of Patent:** **** Jan. 26, 2021**

(54) **TIRE**

D792,335 S 7/2017 Dixon et al. D12/588
D822,586 S * 7/2018 Becker D12/588
D875,655 S * 2/2020 Wang D12/588

(71) Applicant: **The Goodyear Tire & Rubber Company, Akron, OH (US)**

(72) Inventors: **Lionel Jean-Marie Bortolet, Gorcy (FR); Christophe Henri Joseph Schyns, Rossart (BE); Franck Reygrobellet, Luxembourg (LU); Sebastien Willy Fontaine, Vichten (LU)**

(73) Assignee: **The Goodyear Tire & Rubber Company, Akron, OH (US)**

(**) Term: **15 Years**

(21) Appl. No.: **29/697,768**

(22) Filed: **Jul. 11, 2019**

(51) **LOC (13) Cl.** **12-15**

(52) **U.S. Cl.**
USPC **D12/588**

(58) **Field of Classification Search**
USPC D12/581, 586, 587, 588, 589, 590, 594, D12/595, 600, 601
CPC B60C 11/032; B60C 11/0388
See application file for complete search history.

(56) **References Cited**

U.S. PATENT DOCUMENTS

D384,608 S	10/1997	Schuster	D12/146
D414,449 S	9/1999	Schuster	D12/146
D477,566 S	7/2003	Nonaka	D12/600
D481,671 S	11/2003	Feider et al.	D12/601
D599,282 S	9/2009	Nicolas	D12/588
D609,169 S	2/2010	Feider	D12/588
D644,599 S	9/2011	Nicolas et al.	D12/601
D644,600 S	9/2011	Nicolas et al.	D12/602
D647,040 S	10/2011	Mathonet et al.	D12/588
D770,371 S	11/2016	Mathonet et al.	D12/601

OTHER PUBLICATIONS

U.S. Appl. No. 29/635,120, filed Jan. 29, 2018, Becker, et al.

* cited by examiner

Primary Examiner — Robert M. Spear

(74) *Attorney, Agent, or Firm* — Robert N. Lipsik

(57) **CLAIM**

The ornamental Design for a tire, as shown and described.

DESCRIPTION

FIG. 1 is a perspective view of a tire showing our new design, it being understood that the pattern repeats uniformly throughout the circumference of the tread;

FIG. 2 is a front elevational view thereof;

FIG. 3 is a right side elevational view thereof; the left side elevational view being identical thereto;

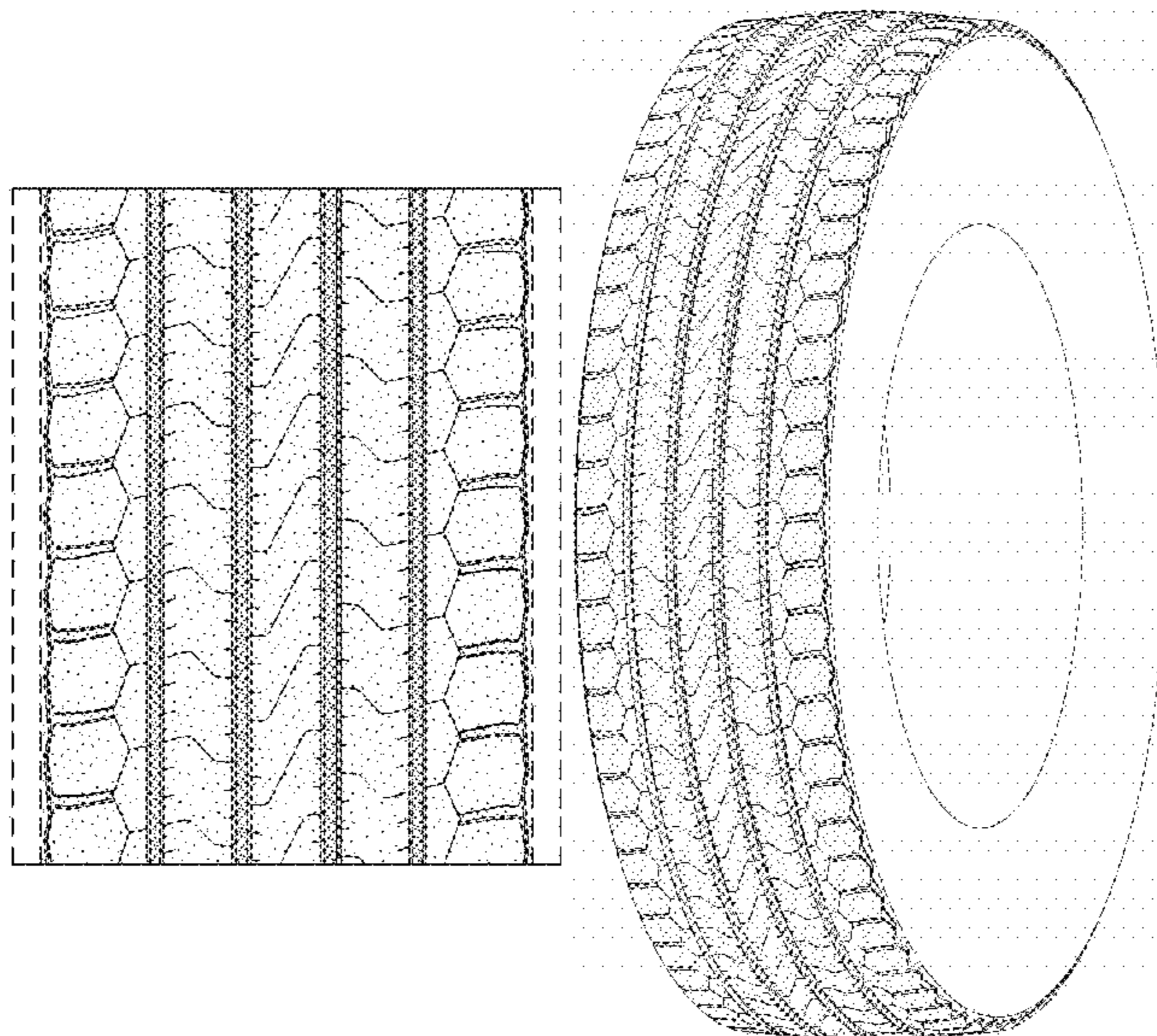
FIG. 4 is an enlarged fragmentary front elevational view thereof;

FIG. 5 is a perspective view of a second embodiment of a tire showing our new design, it being understood that the interior of the tire forms no part of the claim, that the pattern repeats uniformly throughout the circumference of the tread and that the opposite side view is identical thereto; and,

FIG. 6 is a front elevational view of a second embodiment, it being understood that an enlarged fragmentary view thereof would be substantially identical to that shown in FIG. 4, with the exception of the inclusion of the sidewall in the claim.

In the drawings, the broken lines immediately adjacent to the outer edges of the tire shoulder represent boundaries of the claim, and the broken lines depict environmental subject matter only and form no part of the claimed design.

1 Claim, 6 Drawing Sheets



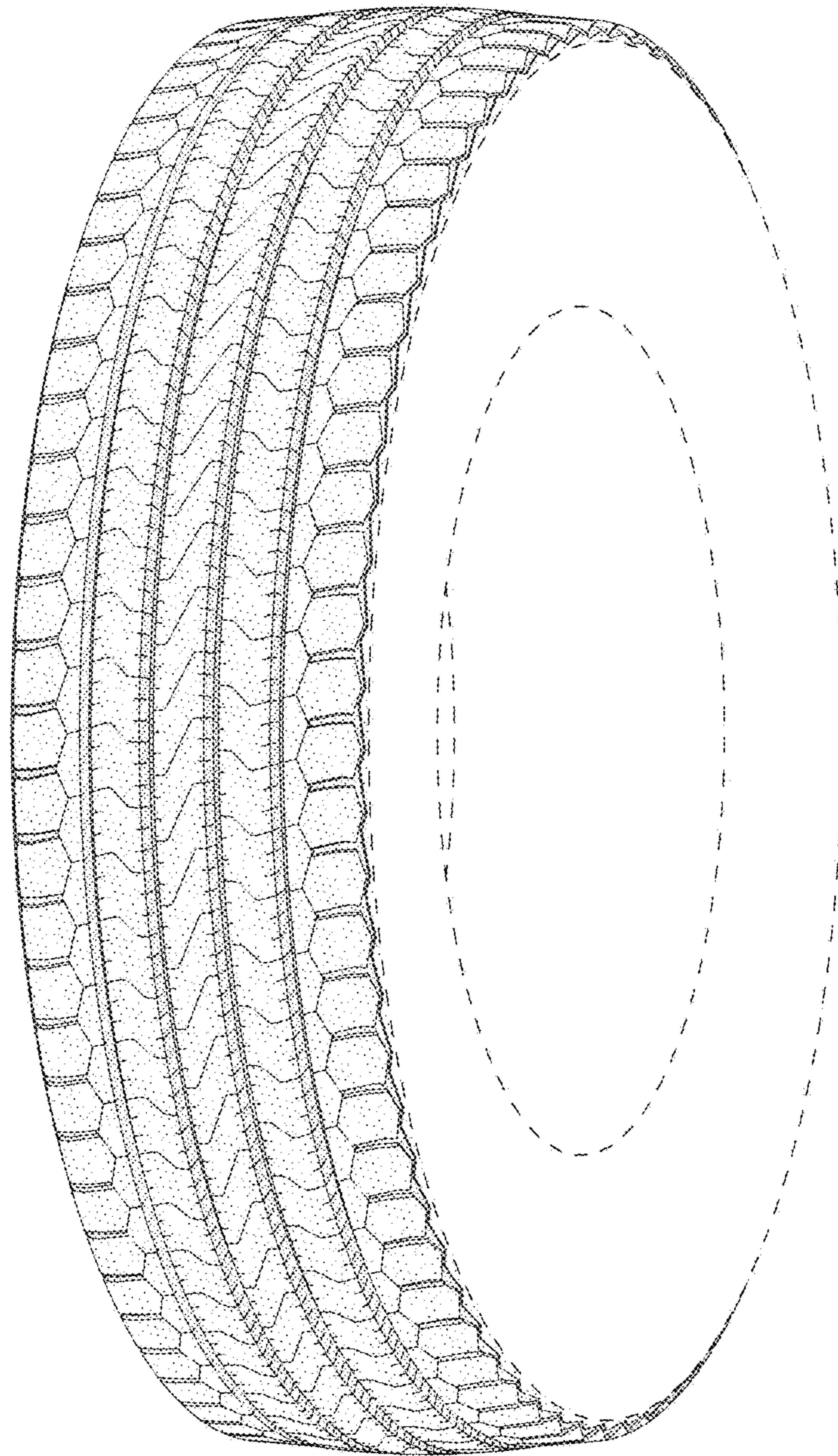


FIG - 1

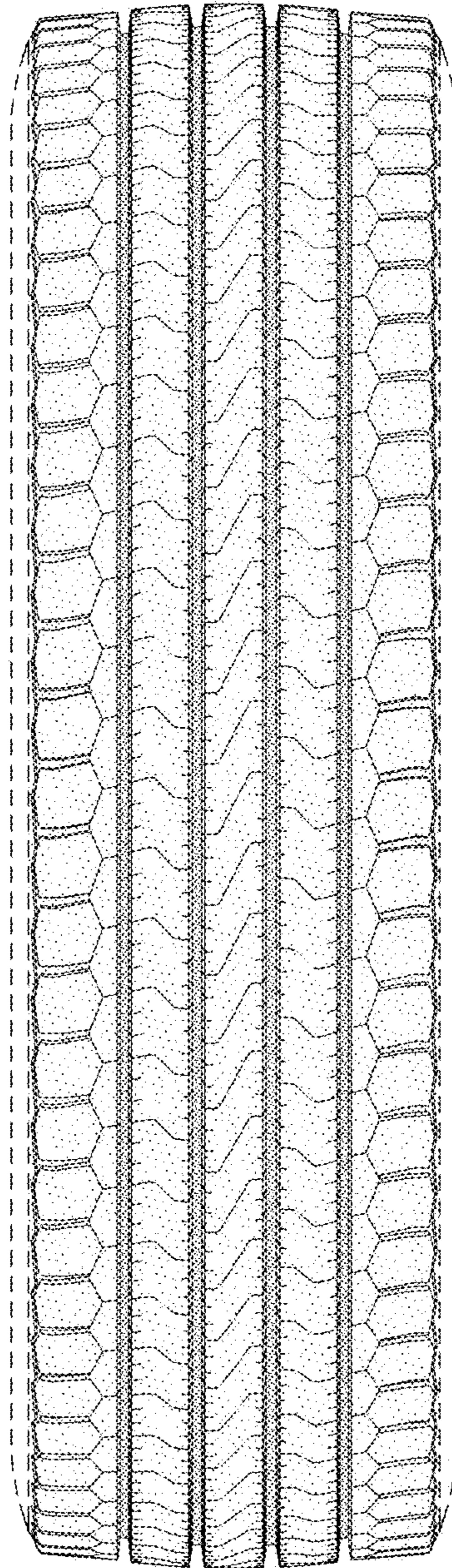


FIG - 2

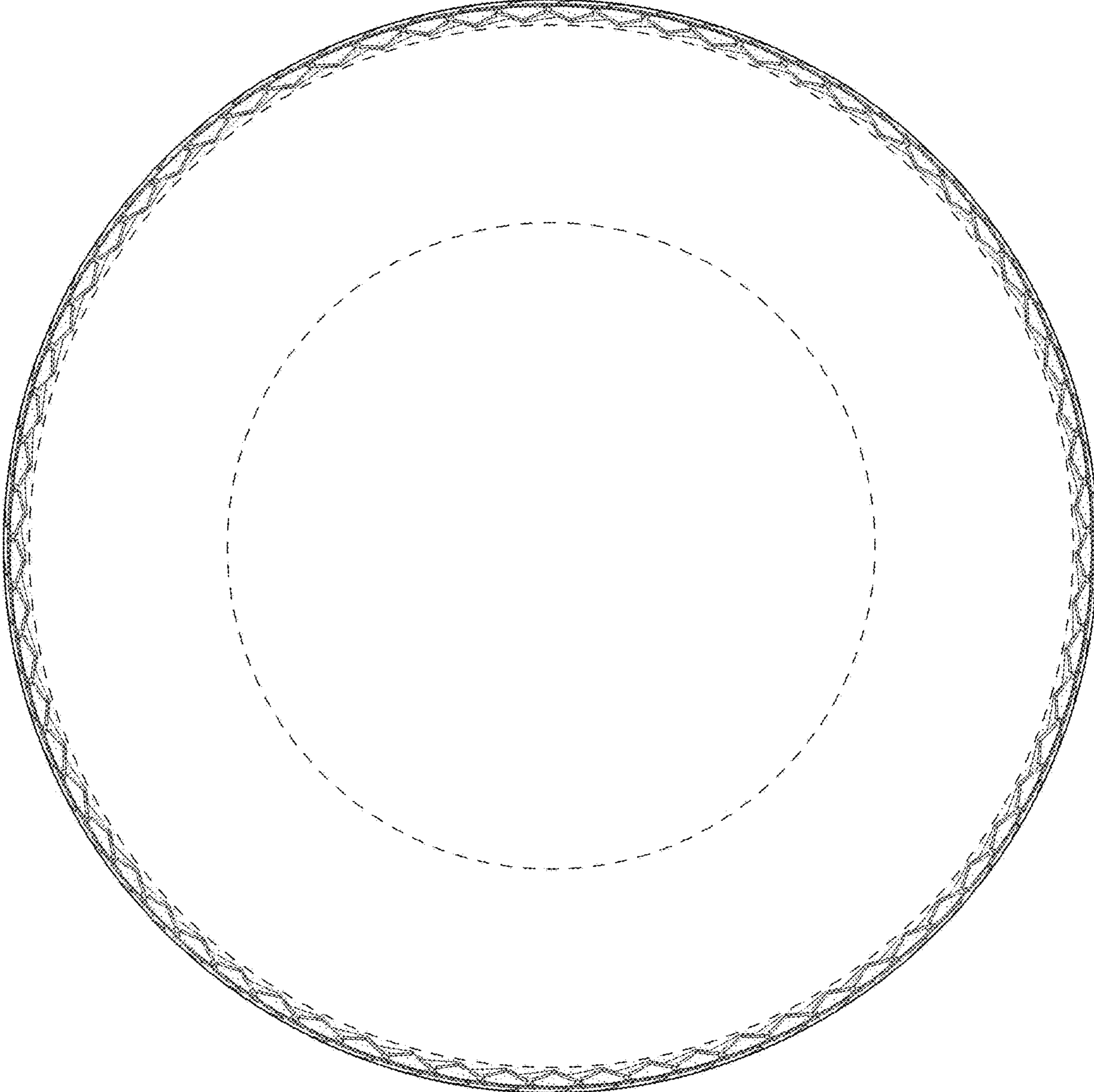


FIG - 3

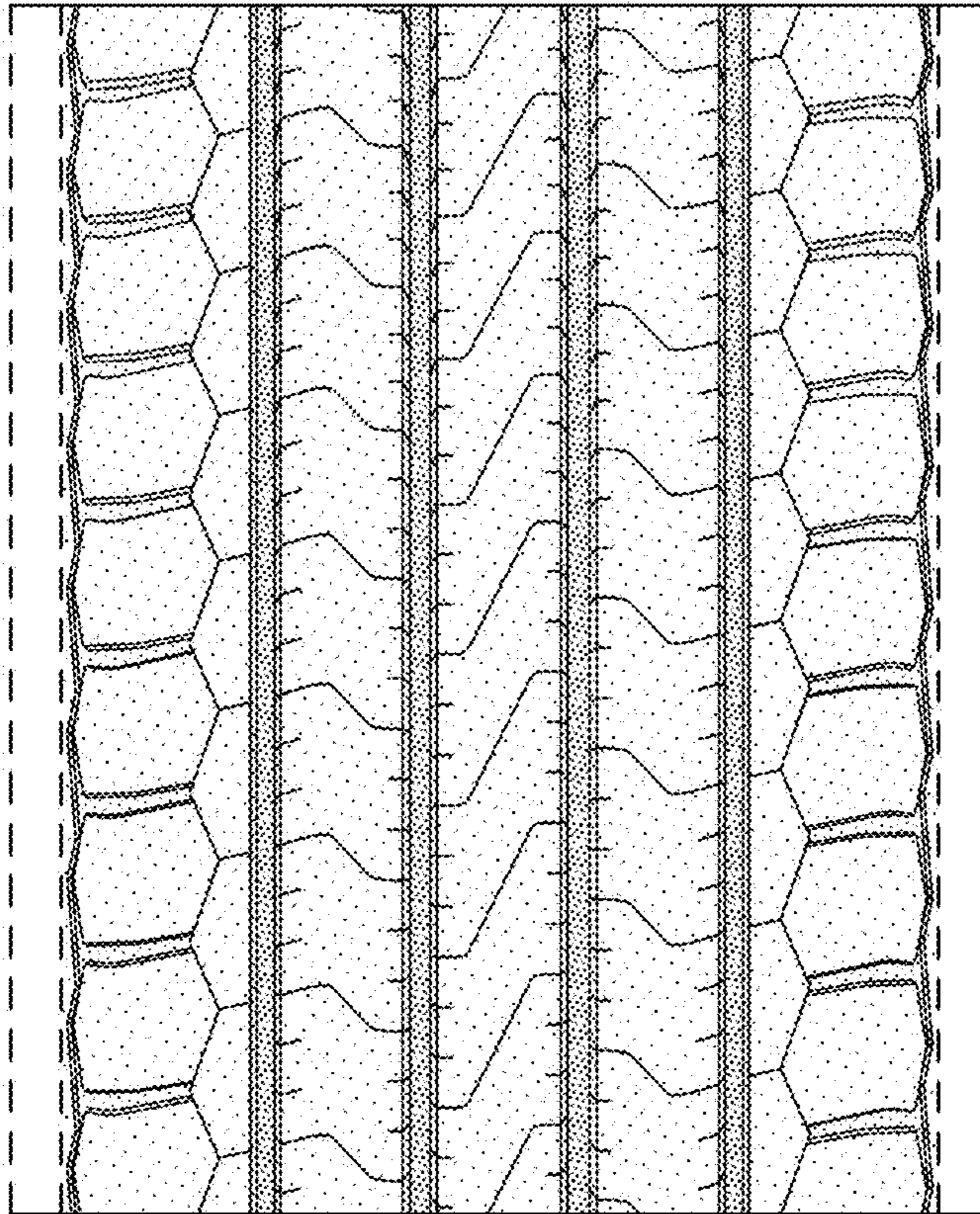


FIG - 4

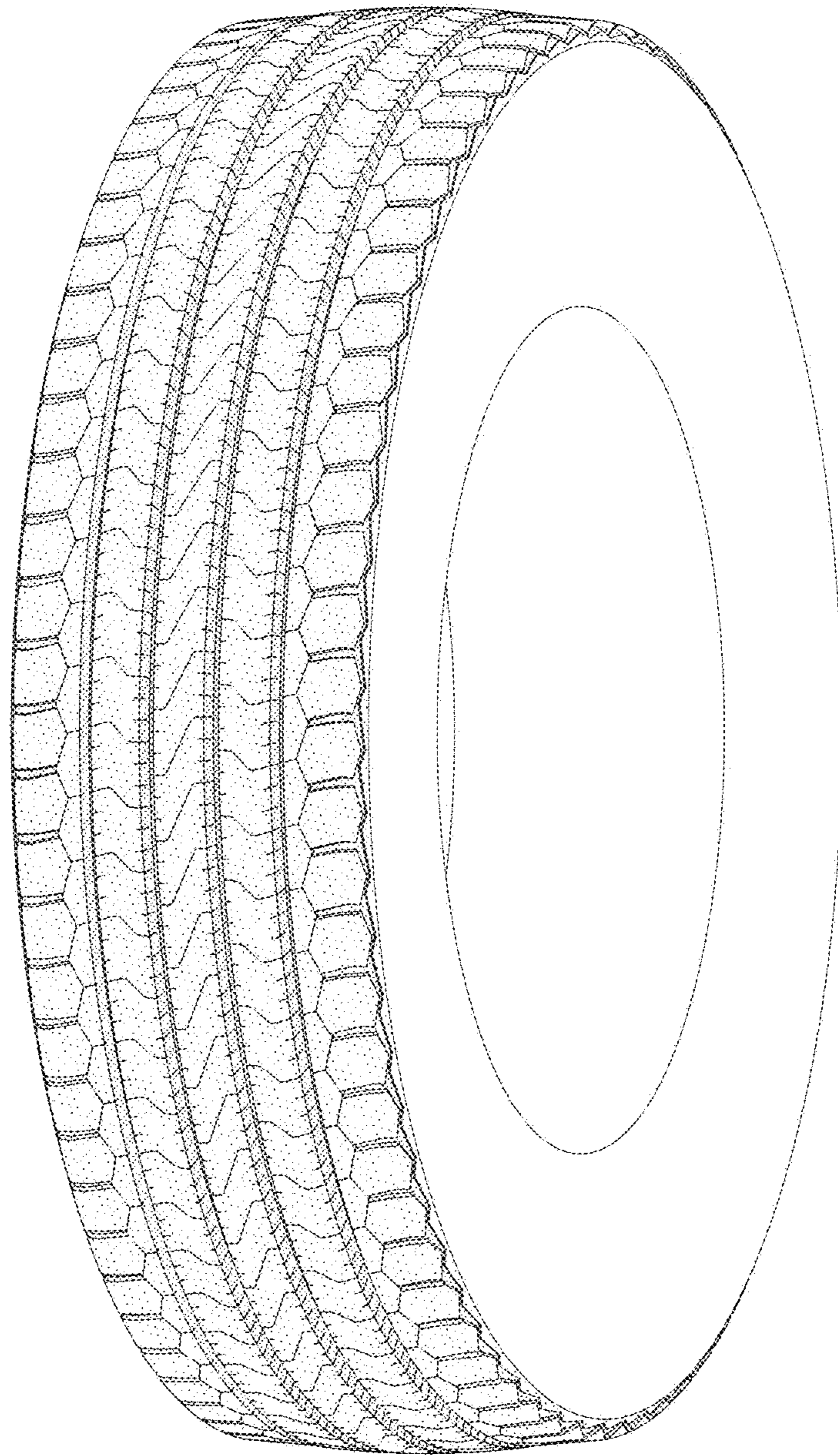


FIG - 5

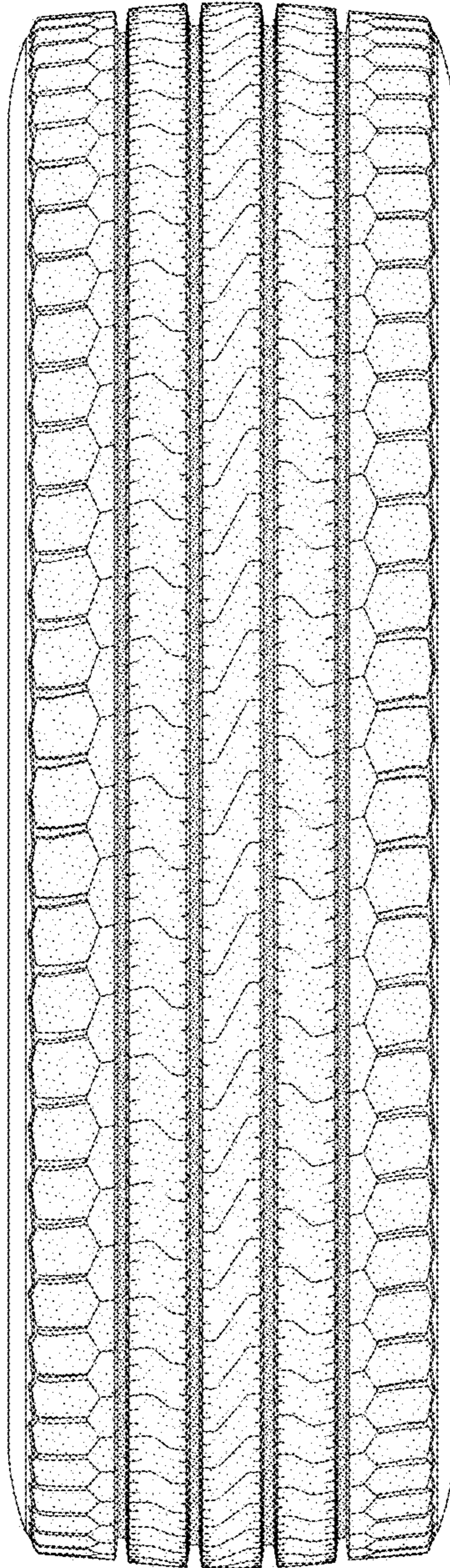


FIG - 6