



US00D908600S

(12) **United States Design Patent**  
**Reygrobelle et al.**

(10) **Patent No.: US D908,600 S**

(45) **Date of Patent: \*\* Jan. 26, 2021**

- (54) **TIRE**
- (71) Applicant: **The Goodyear Tire & Rubber Company, Akron, OH (US)**
- (72) Inventors: **Franck Reygrobelle, Luxembourg (LU); Fabrice Gabriele, Aywaille (BE)**
- (73) Assignee: **The Goodyear Tire & Rubber Company, Akron, OH (US)**
- (\*\*) Term: **15 Years**
- (21) Appl. No.: **29/695,401**
- (22) Filed: **Jun. 19, 2019**
- (51) **LOC (13) Cl. .... 12-15**
- (52) **U.S. Cl.**  
USPC ..... **D12/588**
- (58) **Field of Classification Search**  
USPC ..... D12/581, 586, 587, 588, 589, 590, 594, D12/595, 600, 601  
CPC ..... B60C 11/032; B60C 11/0388  
See application file for complete search history.

- D619,529 S 7/2010 Georges et al. .... D12/590
- D620,430 S 7/2010 Gillard et al. .... D12/600
- D637,152 S 5/2011 Maus et al. .... D12/602

(Continued)

**OTHER PUBLICATIONS**

U.S. Appl. No. 29/643,739, filed Apr. 11, 2018, to Reygrobelle, et al.

*Primary Examiner* — Robert M. Spear

(74) *Attorney, Agent, or Firm* — Robert N. Lipsik

(57) **CLAIM**

The ornamental design for a tire, as shown and described.

**DESCRIPTION**

FIG. 1 is a perspective view of a tire showing our new design, it being understood that the pattern repeats uniformly throughout the circumference of the tread;

FIG. 2 is a front elevational view thereof;

FIG. 3 is a right side elevational view thereof; the left side elevational view being identical thereto;

FIG. 4 is an enlarged fragmentary front elevational view thereof;

FIG. 5 is a perspective view of a second embodiment of a tire showing our new design, it being understood that the interior of the tire forms no part of the claim, that the pattern repeats uniformly throughout the circumference of the tread and that the opposite side view is identical thereto; and,

FIG. 6 is a front elevational view of a second embodiment, it being understood that an enlarged fragmentary view thereof would be substantially identical to that shown in FIG. 4, with the exception of the inclusion of the sidewall in the claim.

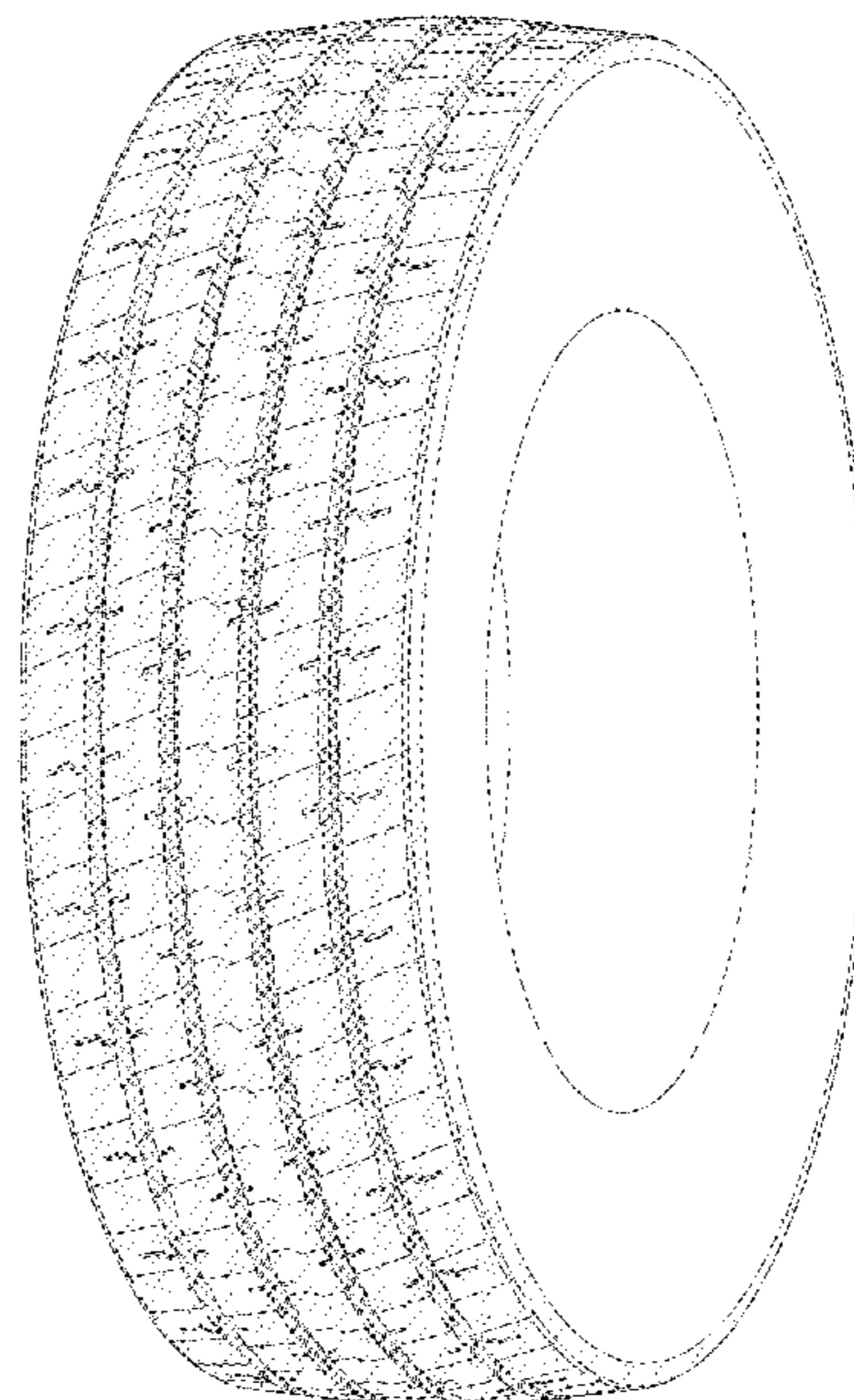
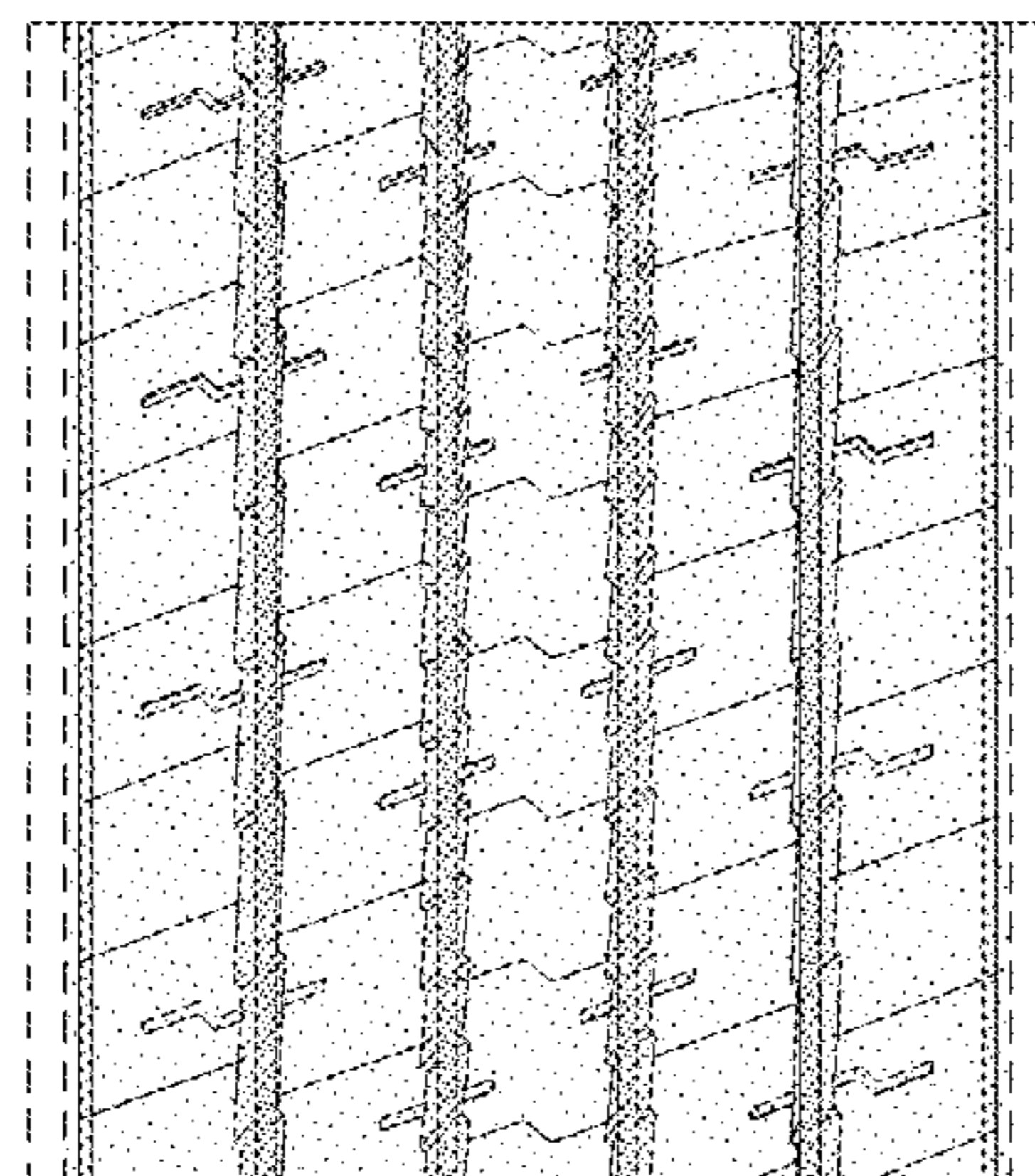
In the drawings, the broken lines immediately adjacent to the outer edges of the tire shoulder represent boundaries of the claim, and the broken lines depict environmental subject matter only and form no part of the claimed design.

**1 Claim, 6 Drawing Sheets**

(56) **References Cited**

**U.S. PATENT DOCUMENTS**

- D427,952 S 7/2000 Loeffler et al. .... D12/147
- D433,356 S 11/2000 Loeffler et al. .... D12/147
- D448,707 S 10/2001 Maziarka et al. .... D12/147
- D456,770 S 5/2002 Young ..... D12/602
- D498,205 S 11/2004 Young et al. .... D12/576
- D504,391 S 4/2005 Maziarka ..... D12/601
- D517,001 S 3/2006 Maziarka et al. .... D12/597
- D531,115 S 10/2006 Ikeda ..... D12/588
- D604,226 S 11/2009 Scheuren ..... D12/553
- D604,229 S 11/2009 Le et al. .... D12/582
- D609,169 S 2/2010 Feider ..... D12/588
- D610,971 S 3/2010 Zimmerman et al. .... D12/600
- D619,081 S 7/2010 Nicolas et al. .... D12/571
- D619,084 S 7/2010 Mathonet et al. .... D12/590



(56)

**References Cited**

U.S. PATENT DOCUMENTS

D645,807 S	9/2011	Scharis et al. ....	D12/583
D646,630 S	10/2011	Scharis et al. ....	D12/600
D702,180 S	4/2014	Le et al. ....	D12/588
D712,343 S *	9/2014	Wakishima ....	D12/588
D713,782 S	9/2014	Krier et al. ....	D12/583
D730,270 S	5/2015	Krier et al. ....	D12/584
D740,208 S *	10/2015	Rohweder ....	D12/588
D764,393 S	8/2016	Madar et al. ....	D12/588
D765,585 S *	9/2016	Fujii ....	D12/588
D789,284 S	6/2017	Krier et al. ....	D12/588
D789,285 S	6/2017	Becker et al. ....	D12/588
D816,020 S	4/2018	Umstot et al. ....	D12/585
D822,586 S	7/2018	Becker et al. ....	D12/588
D823,782 S	7/2018	Bortolet et al. ....	D12/583
D842,229 S *	3/2019	Schoepner ....	D12/588
D842,230 S	3/2019	Coton et al. ....	D12/588
D842,231 S	3/2019	Becker et al. ....	D12/588

\* cited by examiner

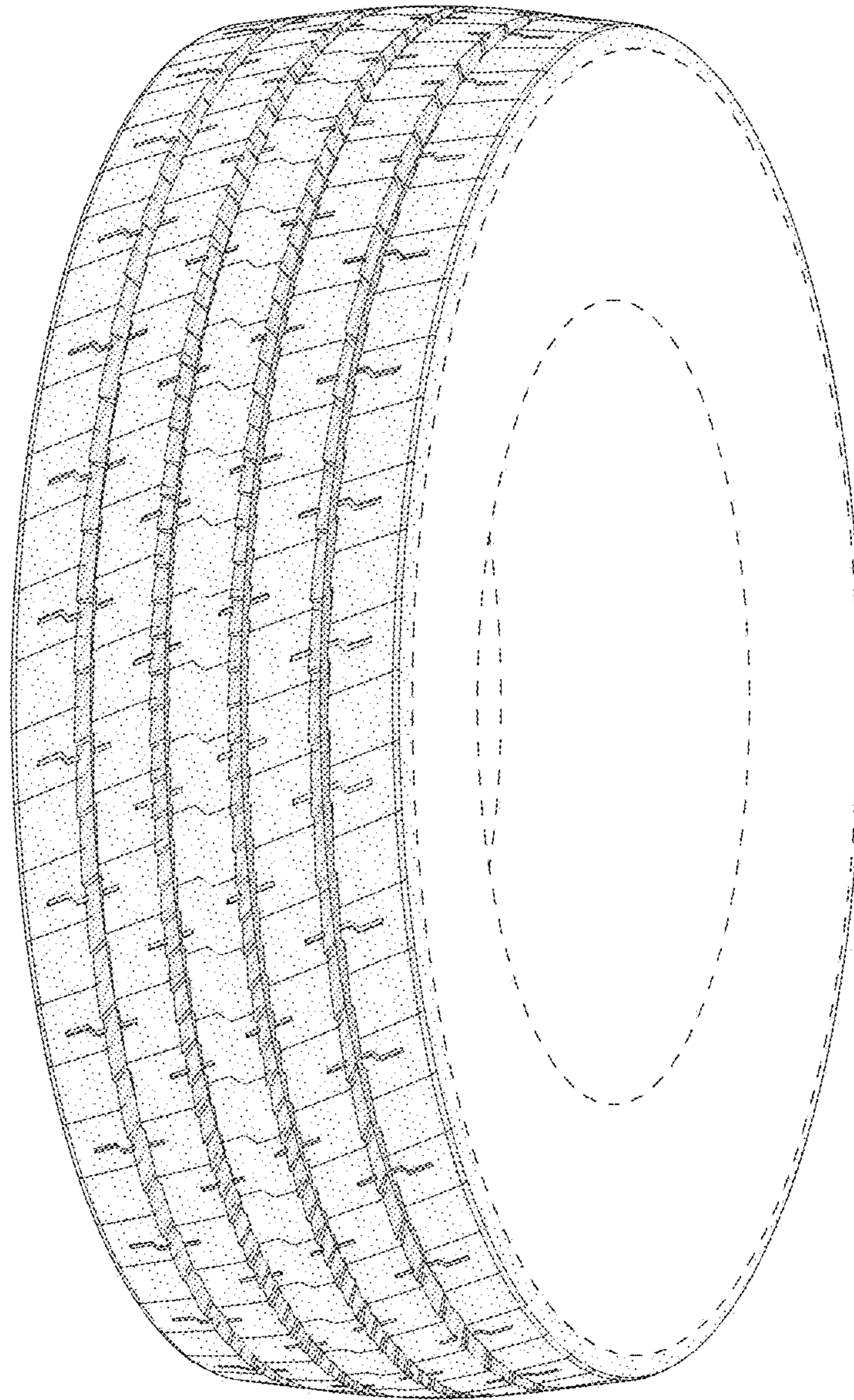


FIG - 1

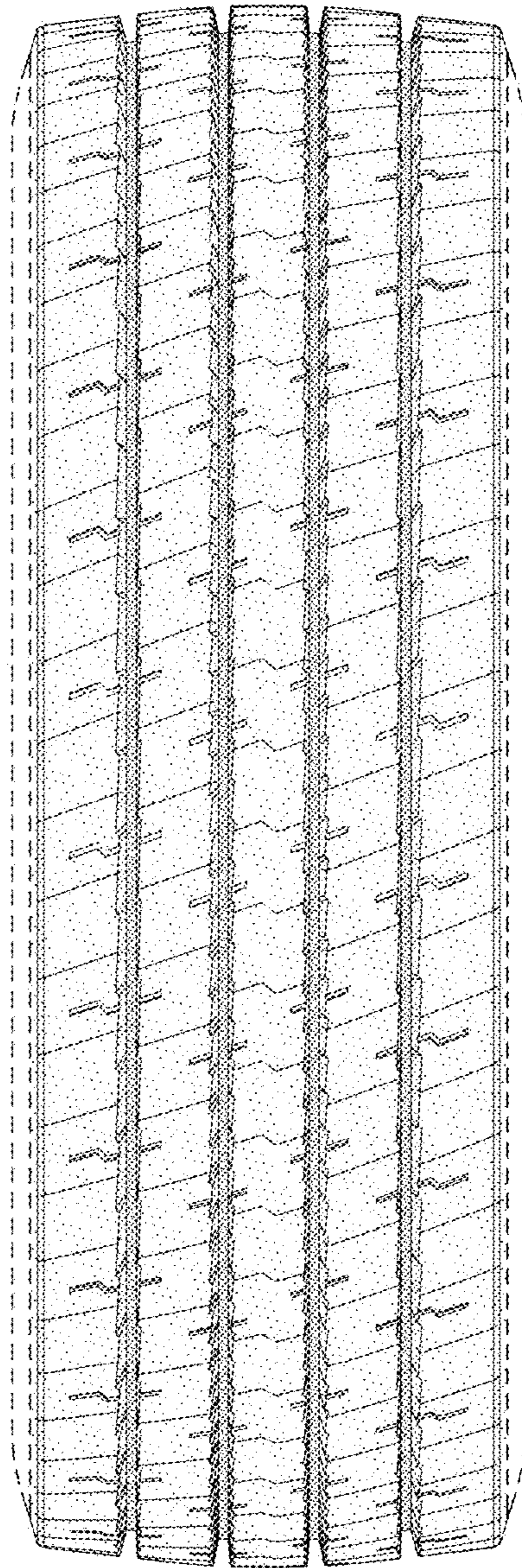


FIG - 2




FIG - 3

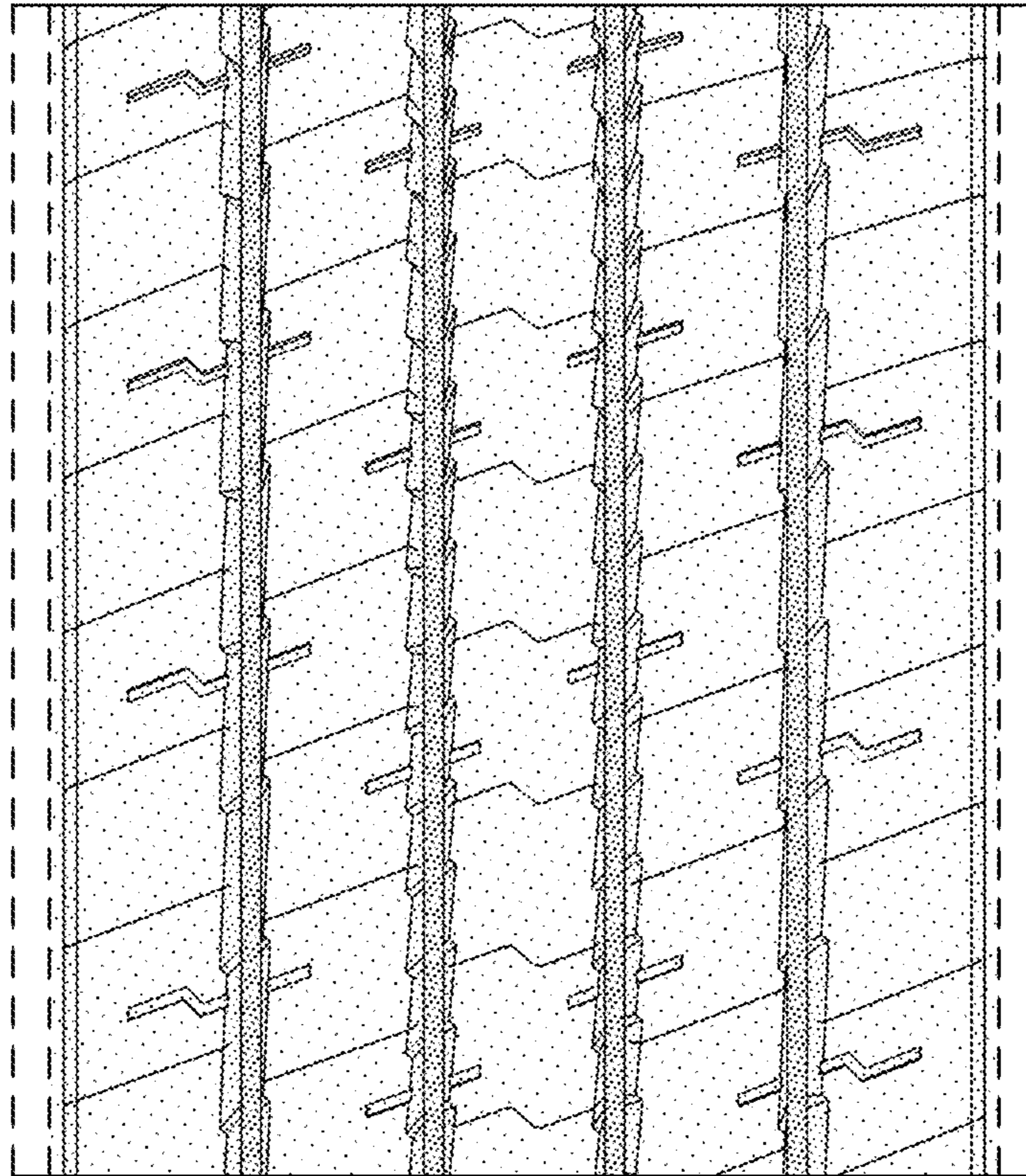


FIG - 4

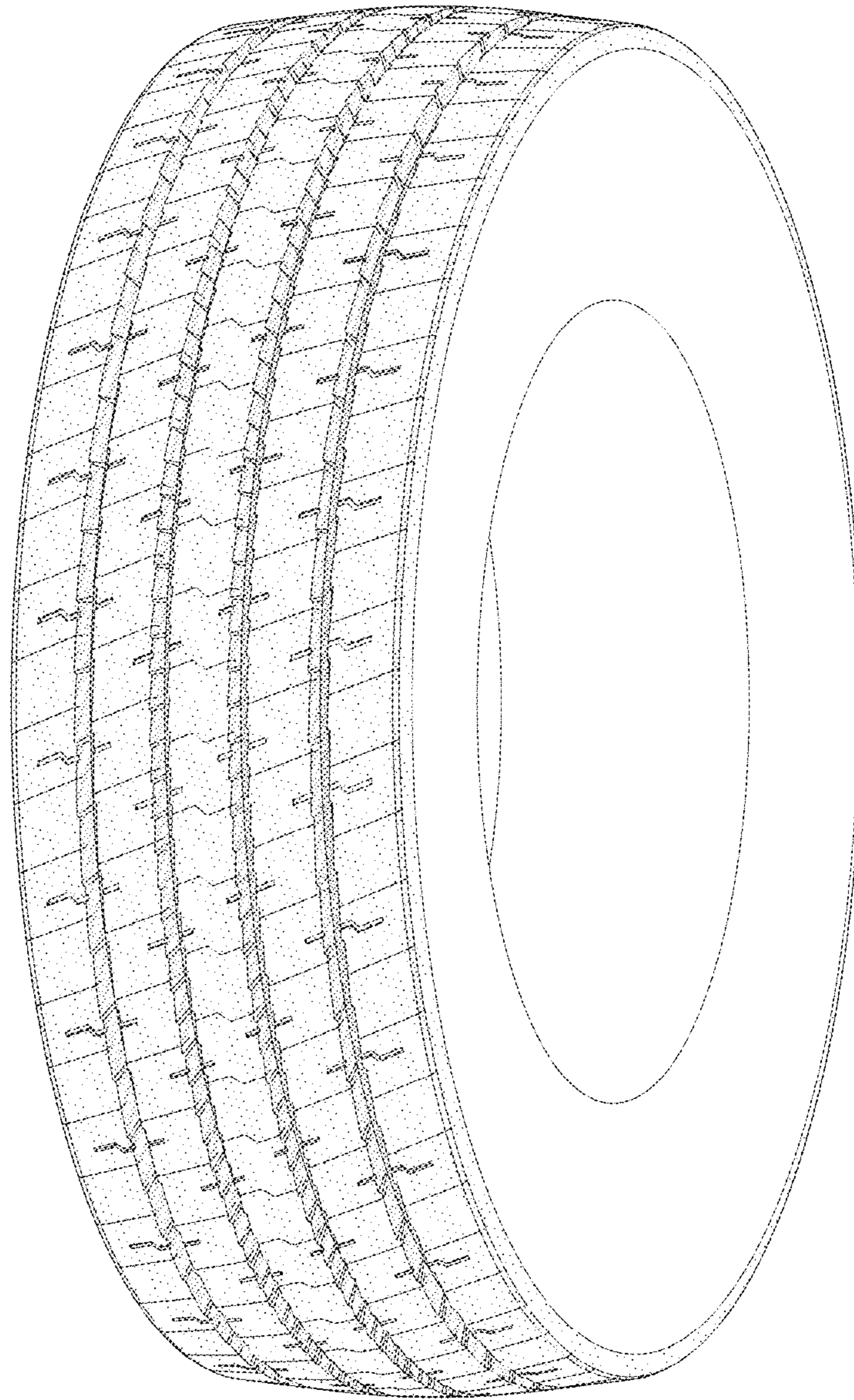


FIG - 5

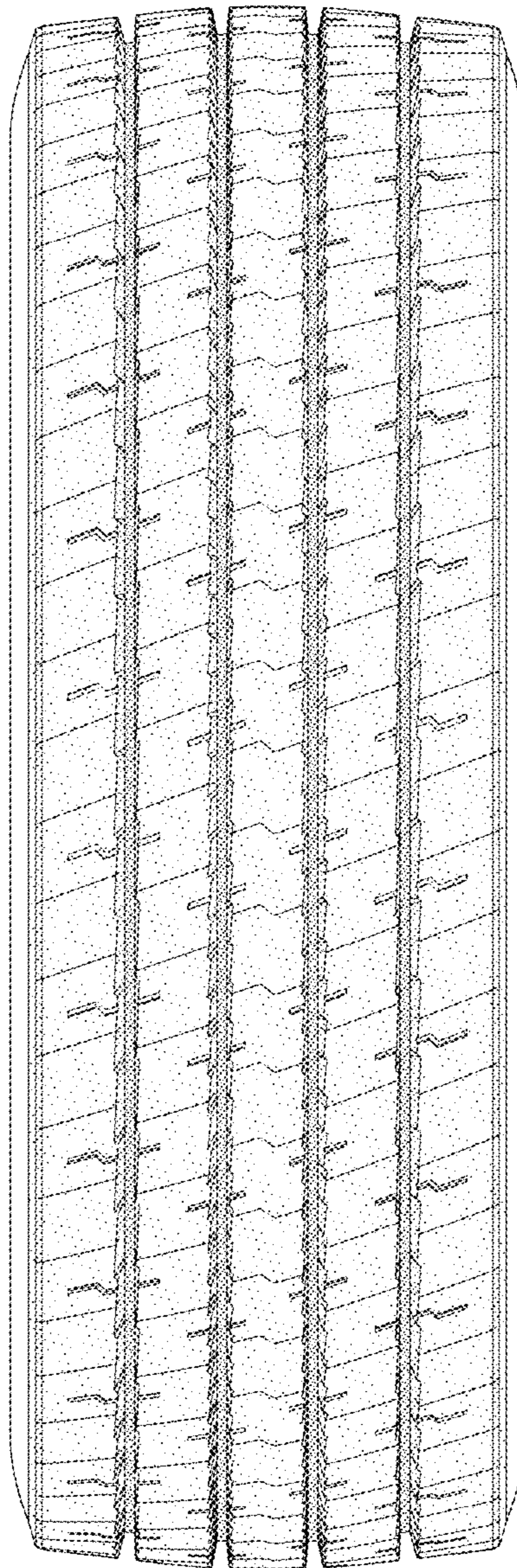


FIG - 6