



US00D908599S

(12) **United States Design Patent**
Roth et al.

(10) **Patent No.:** **US D908,599 S**

(45) **Date of Patent:** **** Jan. 26, 2021**

(54) **TIRE**

(71) Applicant: **The Goodyear Tire & Rubber Company, Akron, OH (US)**

(72) Inventors: **Jillian Grace Roth, Akron, OH (US); Joseph Thomas Janesh, Tallmadge, OH (US); Jonathan James Shondel, Massillon, OH (US)**

(73) Assignee: **The Goodyear Tire & Rubber Company, Akron, OH (US)**

(**) Term: **15 Years**

(21) Appl. No.: **29/694,468**

(22) Filed: **Jun. 11, 2019**

(51) **LOC (13) Cl.** **12-15**

(52) **U.S. Cl.**
USPC **D12/588**

(58) **Field of Classification Search**
USPC D12/581, 586, 587, 588, 589, 590, 594, D12/595, 600, 601
CPC B60C 11/032; B60C 11/0388
See application file for complete search history.

(56) **References Cited**

U.S. PATENT DOCUMENTS

D334,360 S	3/1993	Graas et al.	D12/146
D344,053 S	2/1994	Attinello et al.	D12/147
D392,922 S	3/1998	Heinen	D12/147
D422,246 S	4/2000	Fierro et al.	D12/146
D439,870 S	4/2001	Lovell et al.	D12/146
D451,441 S	12/2001	Weber	D12/146
D483,006 S	12/2003	Brayer et al.	D12/588
D490,045 S	5/2004	Delu et al.	D12/519
D512,013 S	11/2005	Delu et al.	D12/521
D524,231 S	7/2006	Marazzi et al.	D12/521
D524,233 S	7/2006	Marazzi et al.	D12/521
D524,236 S	7/2006	Marazzi et al.	D12/524

D551,158 S	9/2007	Collette et al.	D12/528
D558,127 S	12/2007	Shavers et al.	D12/519
D559,767 S	1/2008	Graas et al.	D12/521
D560,595 S	1/2008	Bindner et al.	D12/521
D560,600 S	1/2008	Dixon et al.	D12/588
D585,364 S	1/2009	Shondel et al.	D12/600
D586,733 S *	2/2009	Shinohara	D12/588

(Continued)

Primary Examiner — Robert M. Spear

(74) *Attorney, Agent, or Firm* — Robert N. Lipsik

(57) **CLAIM**

The ornamental Design for a tire, as shown and described.

DESCRIPTION

FIG. 1 is a perspective view of a tire showing our new design, it being understood that the pattern repeats uniformly throughout the circumference of the tread;

FIG. 2 is a front elevational view thereof;

FIG. 3 is a right side elevational view thereof; the left side elevational view being identical thereto;

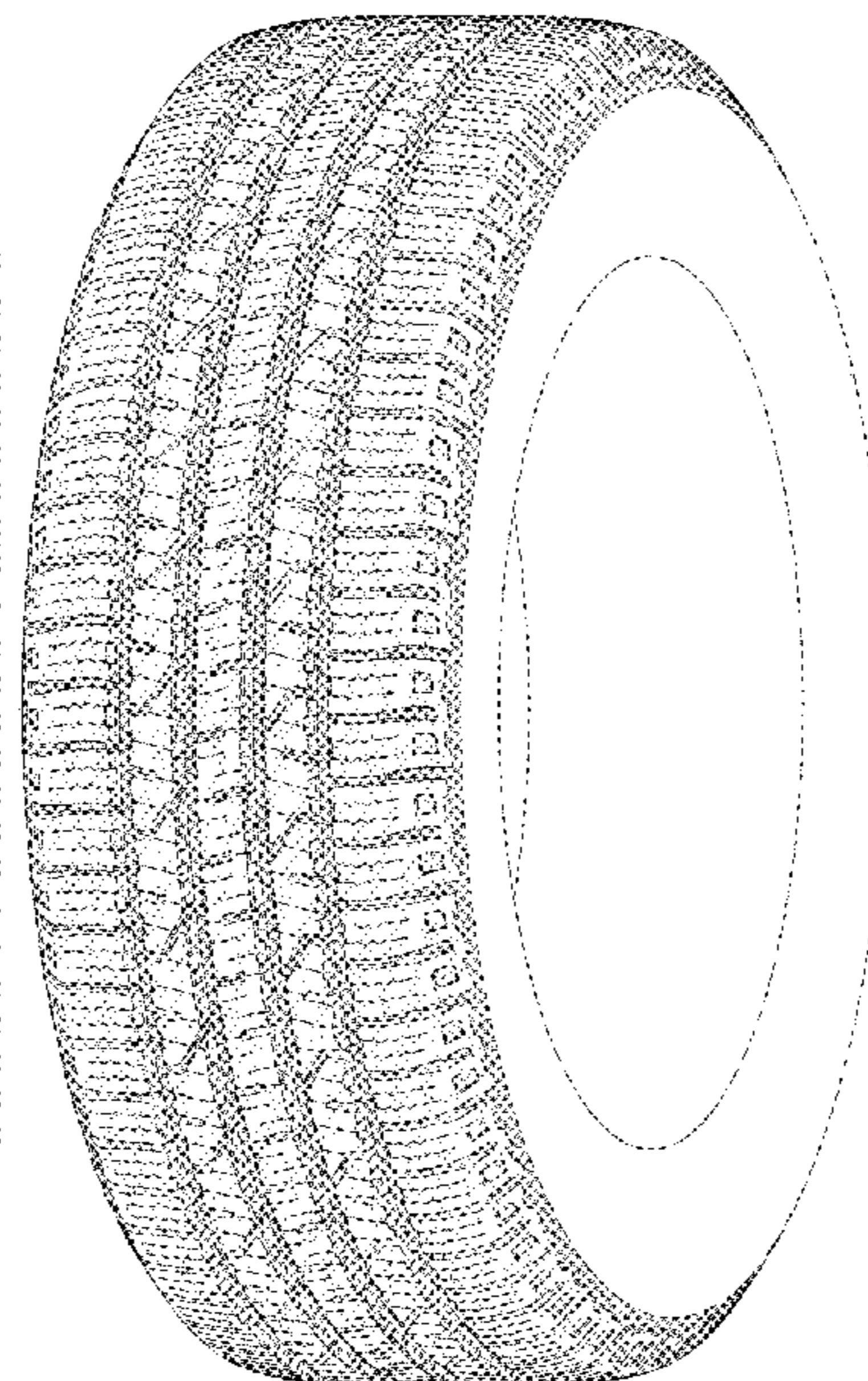
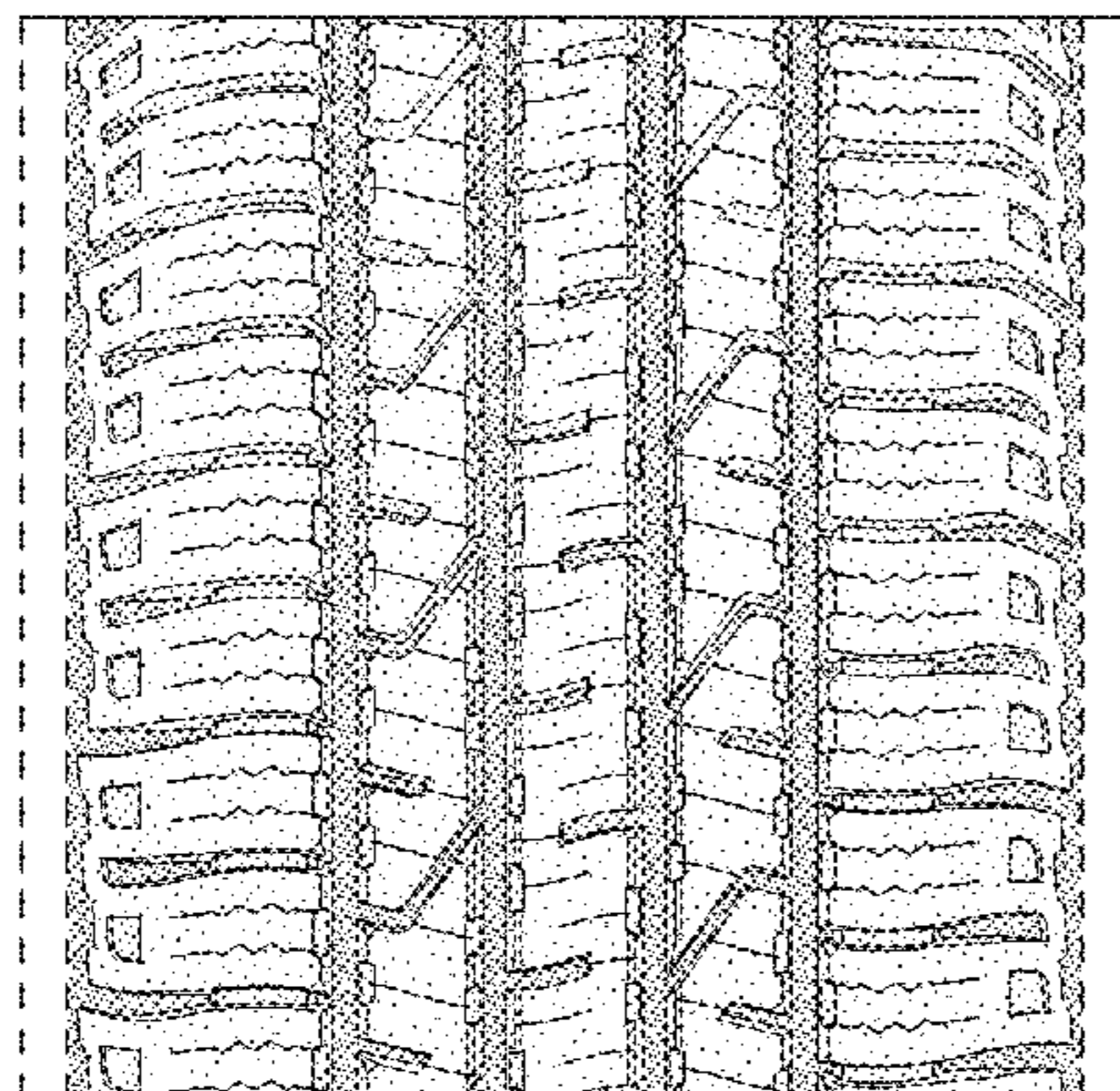
FIG. 4 is an enlarged fragmentary front elevational view thereof;

FIG. 5 is a perspective view of a second embodiment of a tire showing our new design, it being understood that the interior of the tire forms no part of the claim, that the pattern repeats uniformly throughout the circumference of the tread and that the opposite side view is identical thereto; and,

FIG. 6 is a front elevational view of a second embodiment, it being understood that an enlarged fragmentary view thereof would be substantially identical to that shown in FIG. 4, with the exception of the inclusion of the sidewall in the claim.

In the drawings, the broken lines immediately adjacent to the outer edges of the tire shoulder represent boundaries of the claim, and the broken lines depict environmental subject matter only and form no part of the claimed design.

1 Claim, 6 Drawing Sheets



(56)

References Cited

U.S. PATENT DOCUMENTS

D590,765 S	4/2009	Matsumoto	D12/519
D593,936 S	6/2009	Maxwell	D12/587
D597,474 S	8/2009	Yamakawa et al.	D12/519
D599,276 S	9/2009	Fontaine et al.	D12/519
D601,939 S	10/2009	Fontaine et al.	D12/519
D606,926 S	12/2009	Heinen et al.	D12/521
D607,812 S *	1/2010	Dixon	D12/587
D609,161 S	2/2010	Fontaine et al.	D12/517
D613,235 S	4/2010	Kossi et al.	D12/521
D613,239 S	4/2010	Harvey et al.	D12/588
D615,922 S *	5/2010	Takano	D12/588
D619,958 S	7/2010	Maxwell	D12/586
D630,997 S	1/2011	Wright et al.	D12/516
D668,598 S	10/2012	Hughes et al.	D12/521
D669,421 S	10/2012	Stuckey et al.	D12/588
D673,894 S	1/2013	Hughes et al.	D12/521
D710,787 S	8/2014	Dixon et al.	D12/521
D713,325 S	9/2014	Maxwell et al.	D12/521
D724,005 S	3/2015	Hughes et al.	D12/515
D737,752 S	9/2015	Shondel et al.	D12/521
D737,757 S *	9/2015	Oberlin	D12/601
D769,791 S	10/2016	Dixon et al.	D12/521
D773,976 S	12/2016	Dixon	D12/515
D776,602 S	1/2017	Lucas	D12/521
D782,394 S	3/2017	Thieman	D12/521
D789,278 S	6/2017	Shondel	D12/519
D789,870 S	6/2017	Dixon et al.	D12/521
D792,322 S	7/2017	Taniguchi	D12/521
D796,424 S	9/2017	Serva et al.	D12/521
D806,007 S *	12/2017	Robbins	D12/588
D815,586 S	4/2018	Sareen	D12/522
D842,229 S *	3/2019	Schoeppner	D12/588
D886,724 S *	6/2020	Fox	D12/595

* cited by examiner

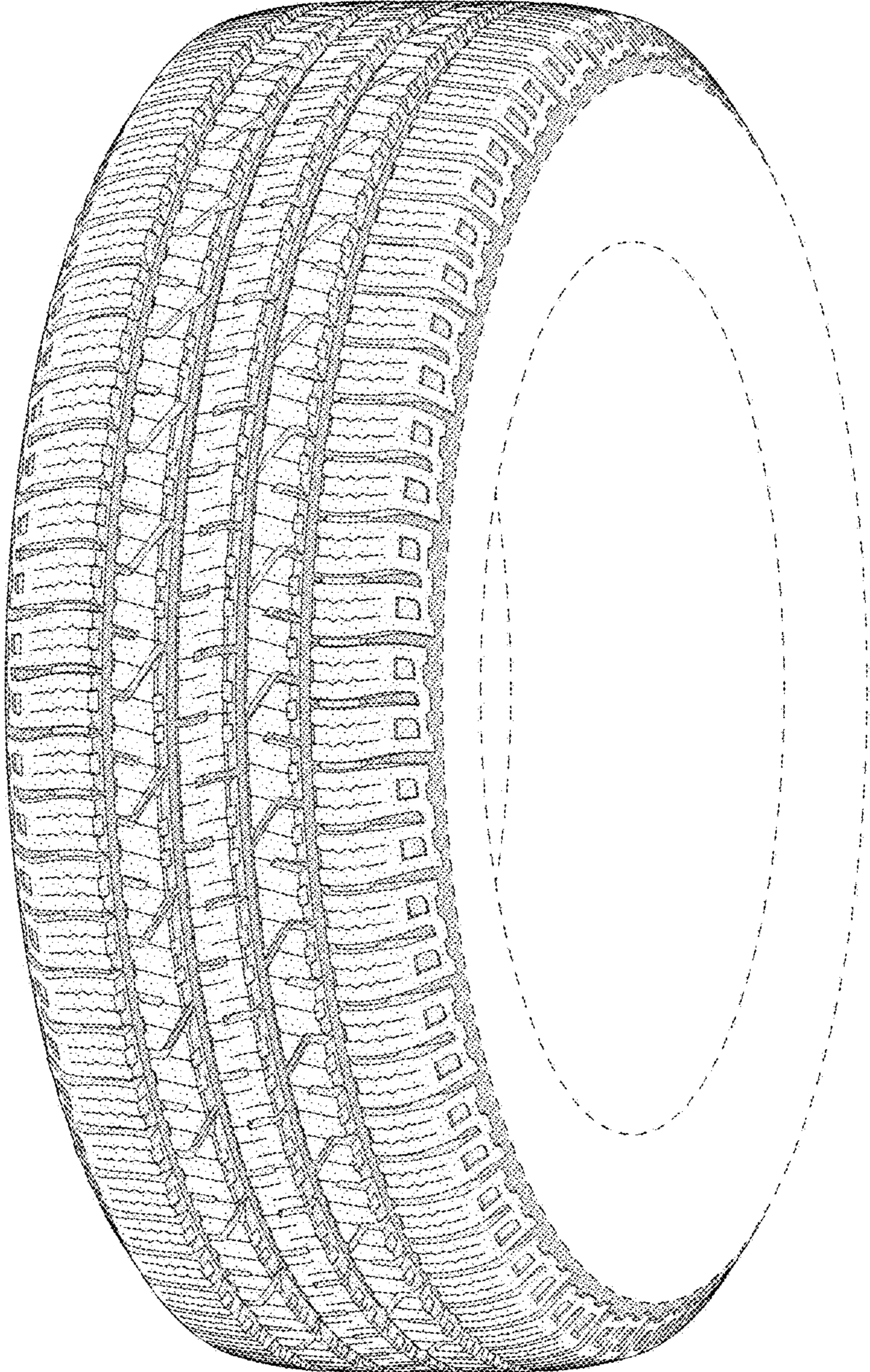


FIG - 1

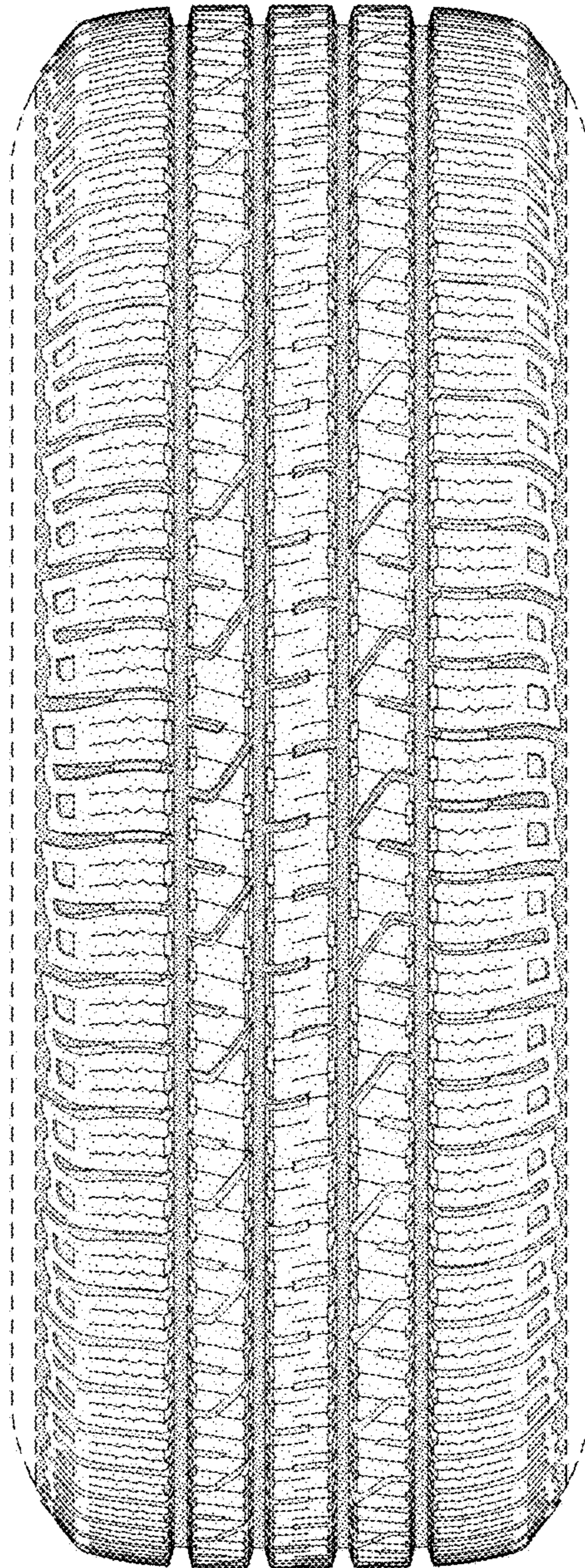


FIG - 2

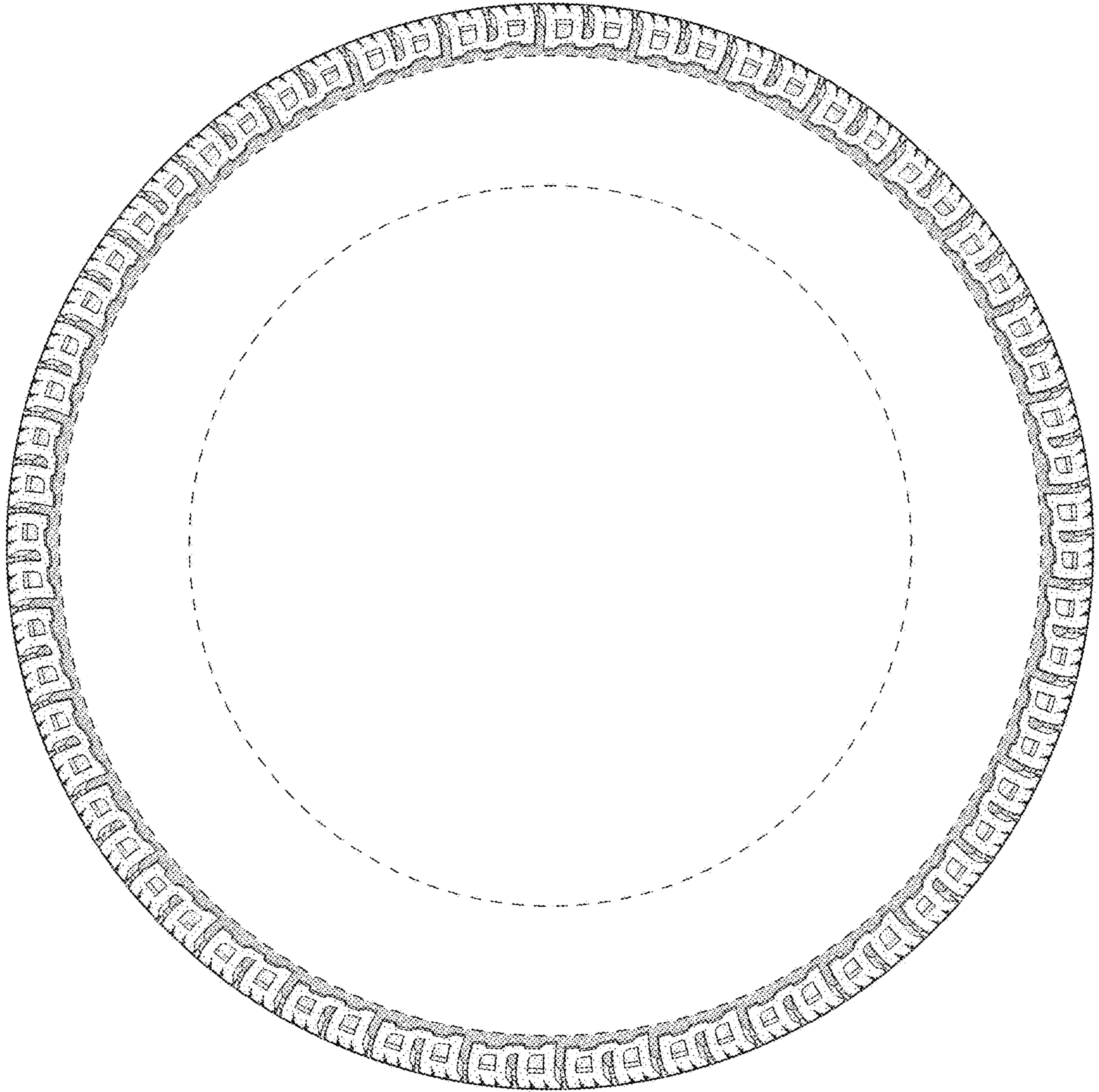


FIG - 3

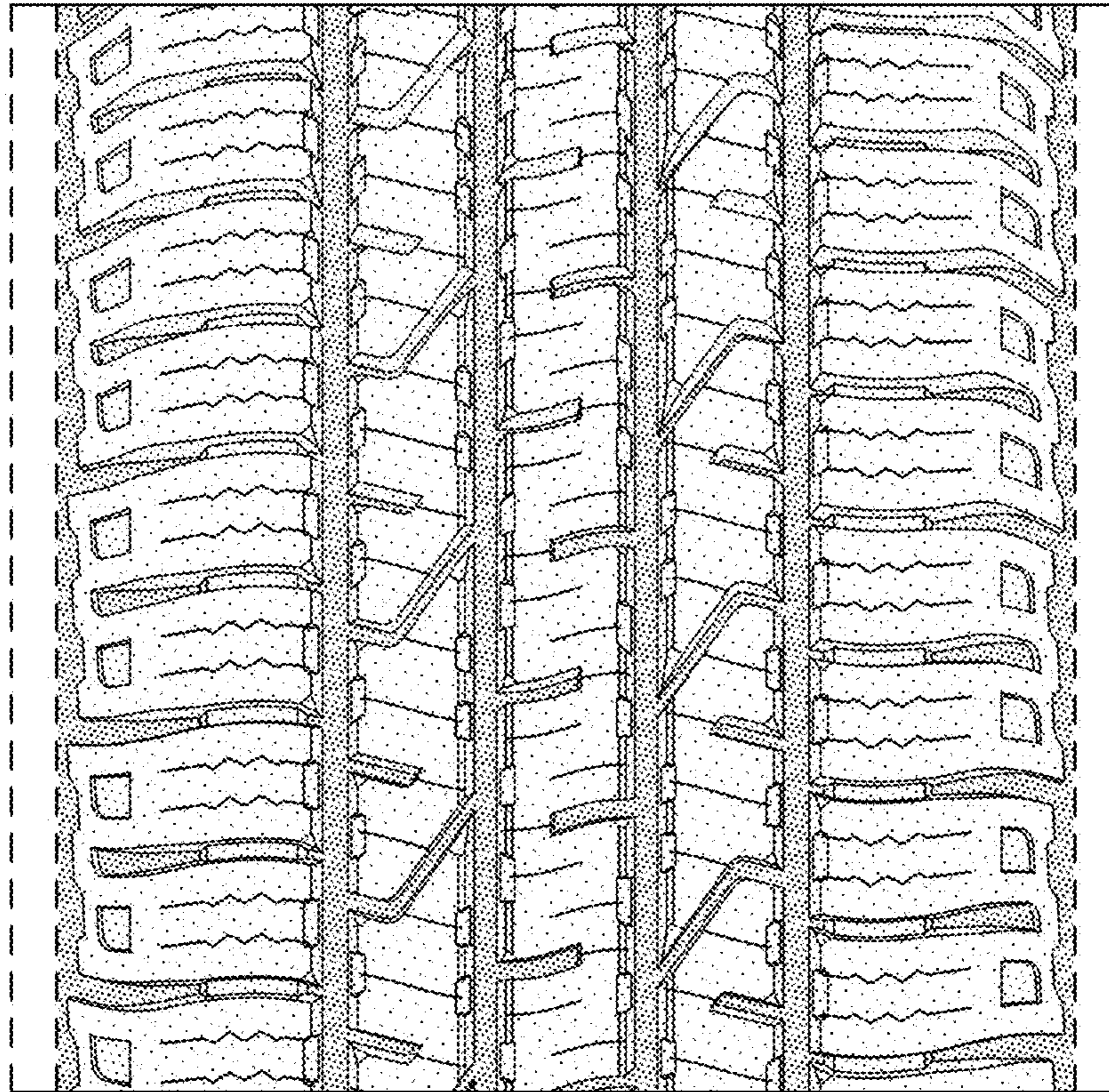


FIG - 4

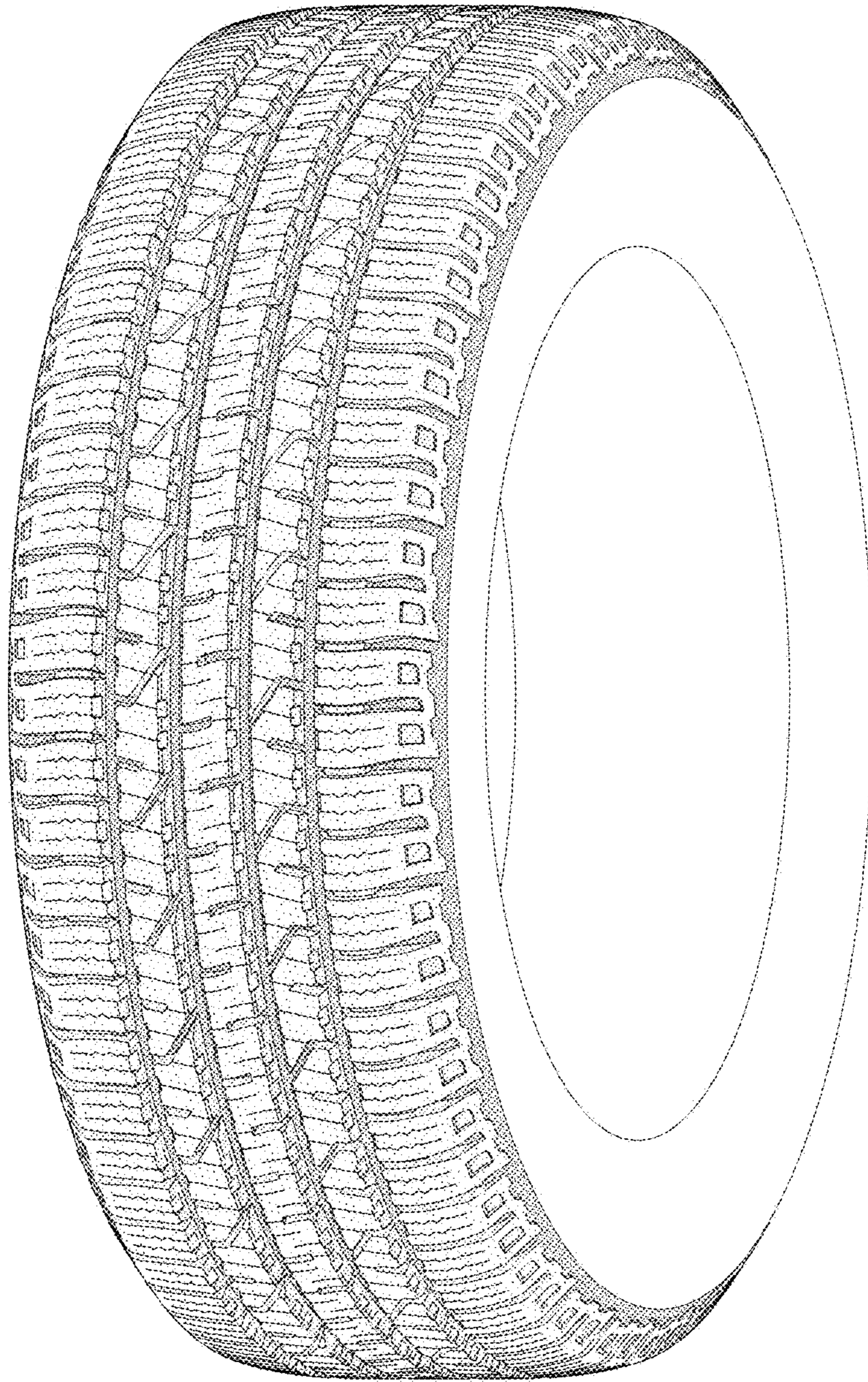


FIG - 5

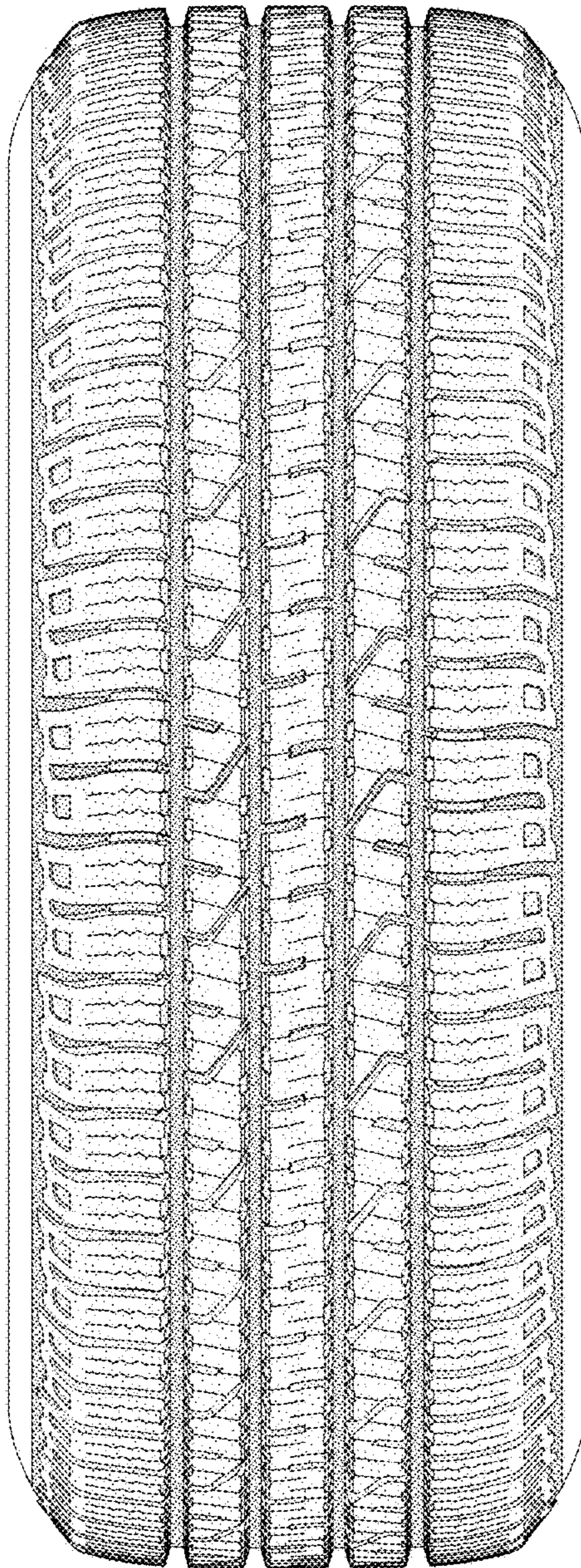


FIG - 6