



US00D908580S

(12) **United States Design Patent**
Mukti

(10) **Patent No.:** **US D908,580 S**

(45) **Date of Patent:** **** Jan. 26, 2021**

(54) **VEHICLE WHEEL**

(71) Applicant: **Quarsa, LLC**, Chino, CA (US)

(72) Inventor: **Ali Mukti**, Surabaya (ID)

(73) Assignee: **QUARSA, LLC**, Chino, CA (US)

(**) Term: **15 Years**

(21) Appl. No.: **29/710,735**

(22) Filed: **Oct. 25, 2019**

(51) **LOC (13) Cl.** **12-16**

(52) **U.S. Cl.**
USPC **D12/209**

(58) **Field of Classification Search**
USPC D12/204–213; D21/563
CPC B60B 7/00; B60B 7/02; B60B 7/04; B60B
7/01; B60B 7/06; B60B 3/02; B60B 3/04;
B60B 3/06; B60B 3/10; B60B 1/00;
B60B 1/08; B60B 1/10; B60B 1/12
See application file for complete search history.

(56) **References Cited**

U.S. PATENT DOCUMENTS

D579,845 S	*	11/2008	Chung	D12/209
D644,156 S	*	8/2011	Johnson	D12/209
D670,222 S	*	11/2012	Chung	D12/209
D675,970 S	*	2/2013	Lee	D12/209
D680,047 S	*	4/2013	Hale, Jr.	D12/209
D691,937 S	*	10/2013	Chan	D12/209
D701,480 S	*	3/2014	Kong	D12/209
D704,123 S	*	5/2014	Rahman	D12/211
D706,193 S	*	6/2014	Lee	D12/209
D706,697 S	*	6/2014	Chung	D12/209

D718,204 S	*	11/2014	Johnson	D12/209
D719,890 S	*	12/2014	Johnson	D12/209
D731,946 S	*	6/2015	Chung	D12/211
D751,018 S	*	3/2016	Platto	D12/209
D759,561 S	*	6/2016	Hale, Jr.	D12/209
D784,237 S	*	4/2017	Platto	D12/211
D788,006 S	*	5/2017	Platto	D12/211
D788,007 S	*	5/2017	Platto	D12/211
D803,133 S	*	11/2017	Bucher	D12/209
D805,454 S	*	12/2017	Kong	D12/209
D823,776 S	*	7/2018	Glover	D12/211
D828,271 S	*	9/2018	Han	D12/211
D833,360 S	*	11/2018	Kong	D12/209
D835,558 S	*	12/2018	Fee	D12/204
D838,645 S	*	1/2019	Dionisopoulos	D12/209
D847,718 S	*	5/2019	Han	D12/209
D856,246 S	*	8/2019	Liffick	D12/209
D857,582 S	*	8/2019	Liffick	D12/209
D865,615 S	*	11/2019	Tran	D12/209
D890,063 S	*	7/2020	Platto	D12/209

* cited by examiner

Primary Examiner — Stacia A Cadmus

(74) *Attorney, Agent, or Firm* — Snell & Wilmer LLP


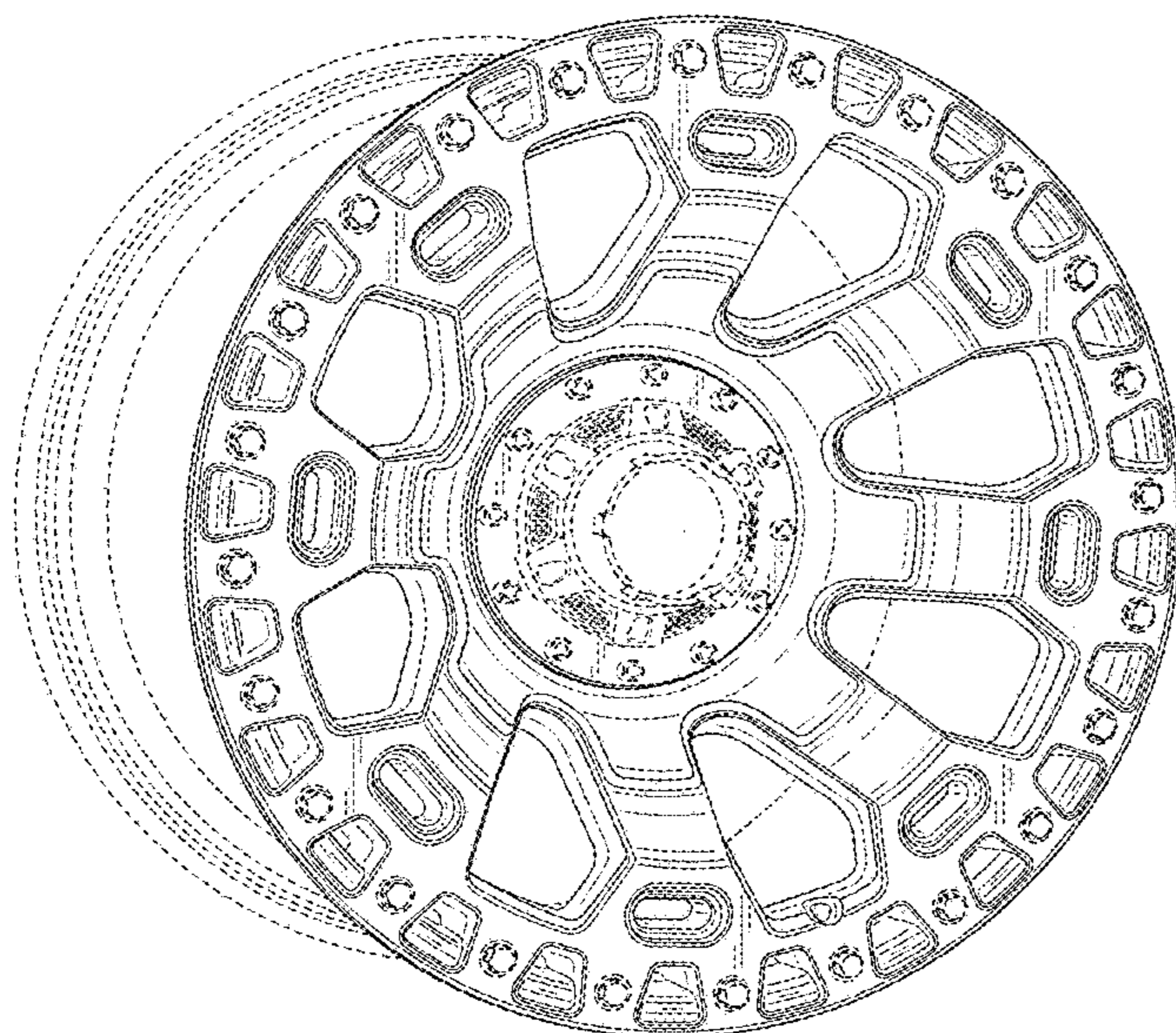
(57) **CLAIM**

I claim the ornamental design for a vehicle wheel, as shown and described.

DESCRIPTION

FIG. 1 is perspective view of a vehicle wheel showing my new design;
FIG. 2 is a second perspective view thereof; and,
FIG. 3 is a front view thereof.
In the drawings, the portions of the wheel shown in broken lines form no part of the claimed design.

1 Claim, 3 Drawing Sheets



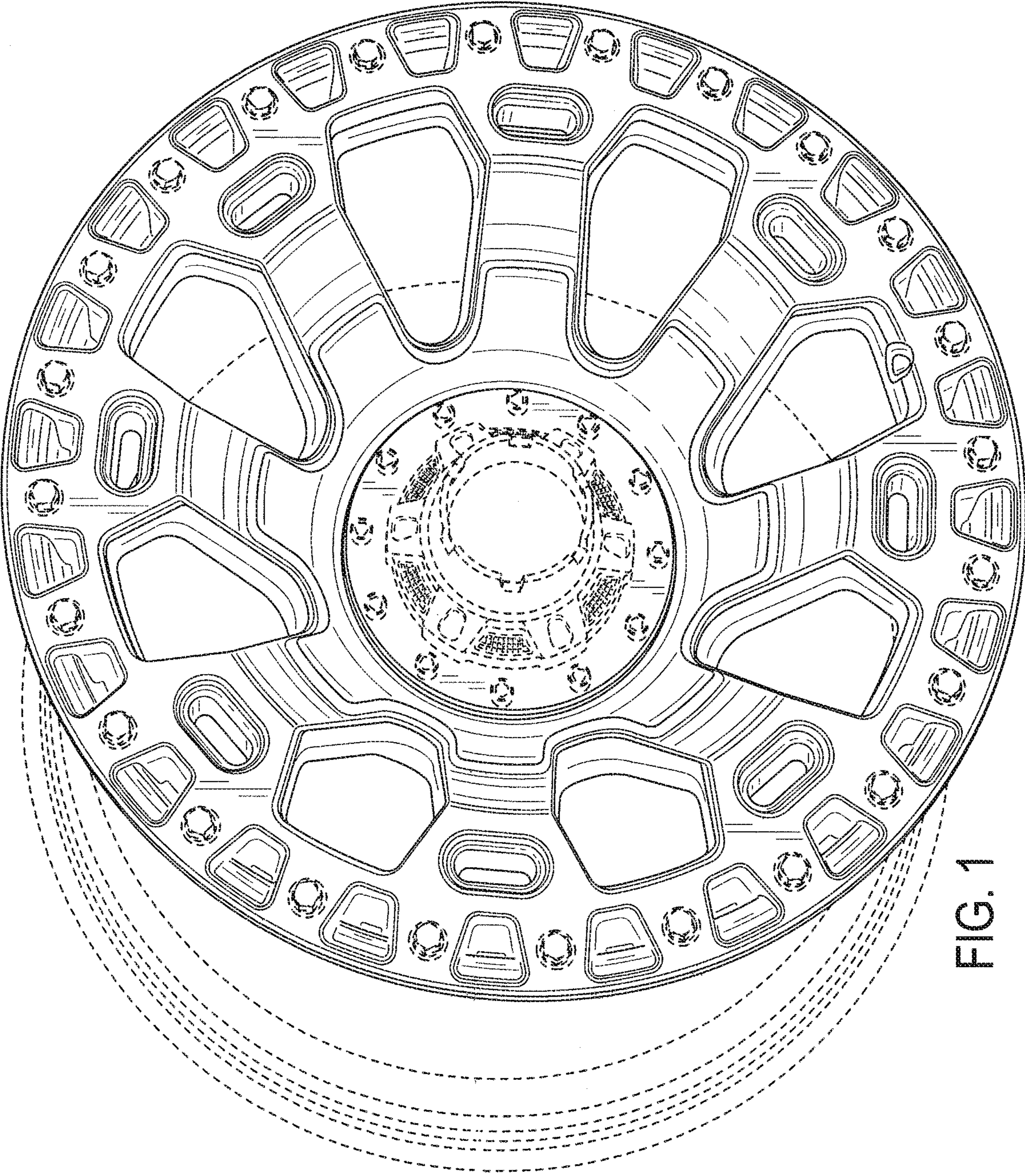


FIG. 1

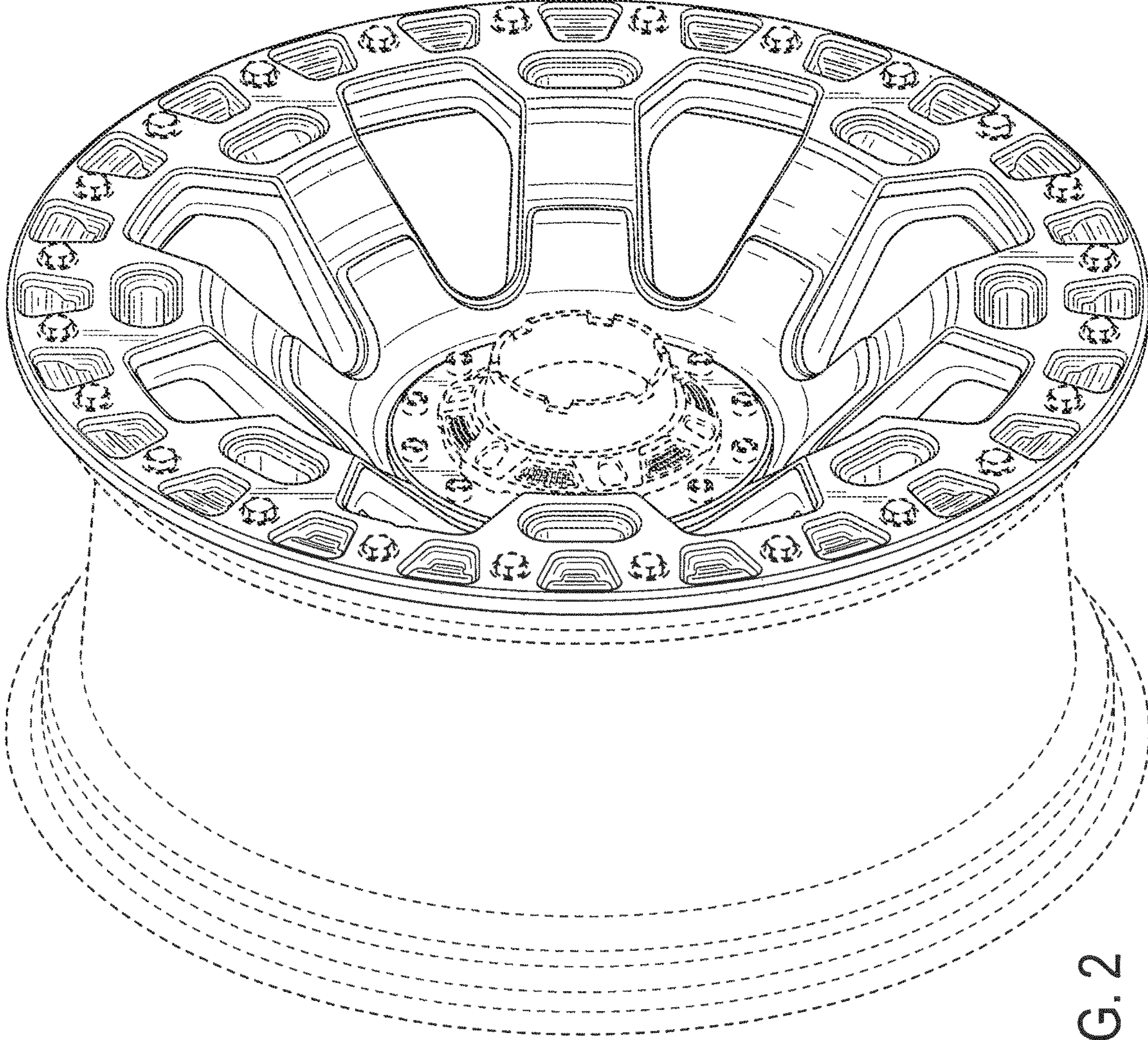


FIG. 2

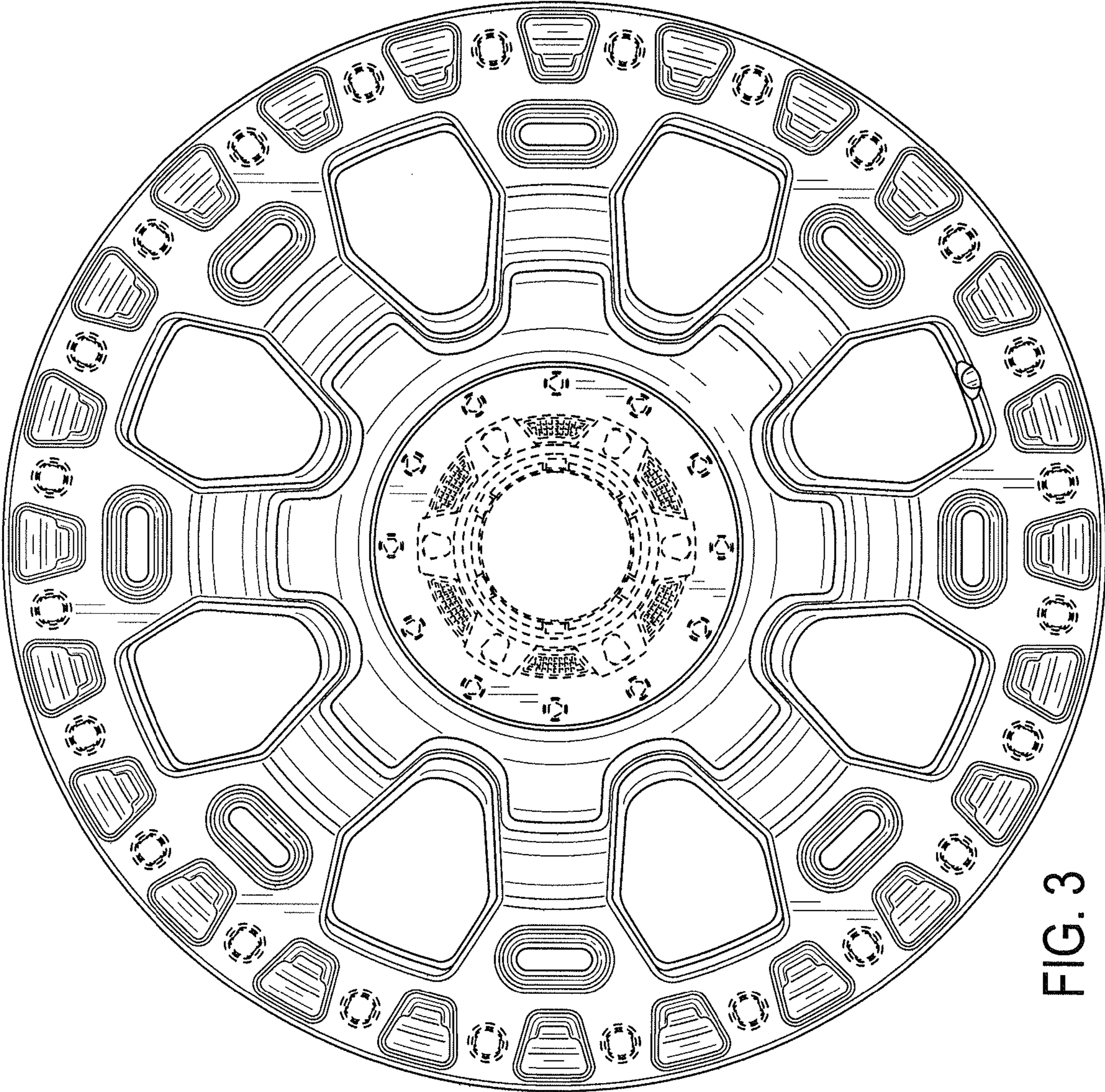


FIG. 3