



US00D908558S

(12) **United States Design Patent** (10) **Patent No.:** **US D908,558 S**
Bischoff et al. (45) **Date of Patent:** **** Jan. 26, 2021**

(54) **VEHICLE PARTS**
(71) Applicant: **VOLKSWAGEN AKTIENGESELLSCHAFT,**
Wolfsburg (DE)
(72) Inventors: **Klaus Bischoff,** Wolfsburg (DE);
Alejandro Bustamante Rueda,
Wolfsburg (DE); **Maxence Douillard,**
Wolfsburg (DE)
(73) Assignee: **VOLKSWAGEN AKTIENGESELLSCHAFT,**
Wolfsburg (DE)

D801,866 S * 11/2017 Bischoff D12/91
D801,867 S * 11/2017 Bischoff D12/91
D801,869 S * 11/2017 Bischoff D12/91
D801,870 S * 11/2017 Bischoff D12/91
D818,881 S * 5/2018 Bischoff D12/91
D826,094 S * 8/2018 Bischoff D12/92
D841,519 S * 2/2019 Bischoff D12/91
D860,868 S * 9/2019 Bischoff D12/92
D875,608 S * 2/2020 Bischoff D12/92
D875,609 S * 2/2020 Bischoff D12/92

(**) Term: **15 Years**
(21) Appl. No.: **29/700,190**
(22) Filed: **Jul. 31, 2019**

FOREIGN PATENT DOCUMENTS

WO DM074966 12/2010
WO DM083657 5/2014

* cited by examiner

Primary Examiner — Michael A. Pratt
Assistant Examiner — Adam C Mager
(74) *Attorney, Agent, or Firm* — Lucas & Mercanti, LLP;
Klaus P. Stoffel

(30) **Foreign Application Priority Data**

Feb. 14, 2019 (DE) 40 2019 100 190

(51) **LOC (13) Cl.** **12-16**
(52) **U.S. Cl.**
USPC **D12/169**

(58) **Field of Classification Search**
USPC D12/86, 93, 106, 159, 164, 169, 170,
D12/171, 172, 196, 400; D21/561
CPC B60R 19/00; B60R 19/02; B60R 19/18;
B60R 19/24; B60R 19/56; B60R
2019/026; B60R 2019/527; B60R
2019/1813; B60R 2019/1833; B60R
2019/1886; B60R 19/23
See application file for complete search history.

(56) **References Cited**
U.S. PATENT DOCUMENTS

D712,789 S * 9/2014 Bischoff D12/91
D740,178 S * 10/2015 Bischoff D12/92

(57) **CLAIM**

The ornamental designs for vehicle parts, as shown and described.

DESCRIPTION

FIG. 1 is a front view of a first of the vehicle parts of the present invention, namely a spoiler;
FIG. 2 is a rear view thereof;
FIG. 3 is a front, left side perspective view thereof;
FIG. 4 is a bottom view thereof;
FIG. 5 is a right side view thereof;
FIG. 6 is a left, side view thereof; and,
FIG. 7 is a top view thereof.

1 Claim, 3 Drawing Sheets





Fig. 1



Fig. 2




Fig. 3



Fig. 4




Fig. 5




Fig. 6



Fig. 7