



US00D908557S

(12) **United States Design Patent**  
**Arias et al.**

(10) **Patent No.:** **US D908,557 S**  
(45) **Date of Patent:** **\*\* Jan. 26, 2021**

- (54) **LOWER FRONT BUMPER**
- (71) Applicants: **Laura Arias**, Auburn Hills, MI (US);  
**Irina Zavatski**, Rochester Hills, MI (US)
- (72) Inventors: **Laura Arias**, Auburn Hills, MI (US);  
**Irina Zavatski**, Rochester Hills, MI (US)
- (73) Assignee: **FCA US LLC**, Auburn Hills, MI (US)
- (\*\*) Term: **15 Years**
- (21) Appl. No.: **29/686,410**
- (22) Filed: **Apr. 4, 2019**

D500,460 S *	1/2005	Allen	.....	D12/91
D534,097 S *	12/2006	Renkert	.....	D12/91
D650,721 S *	12/2011	Galante	.....	D12/91
D693,737 S *	11/2013	Hammoud	.....	D12/91
D703,583 S *	4/2014	Howell	.....	D12/91
D711,784 S *	8/2014	Galante	.....	D12/91
D761,695 S *	7/2016	Faghihzadeh	.....	D12/92
D801,861 S *	11/2017	Hubers	.....	D12/91
D805,956 S *	12/2017	Galante	.....	D12/91
D823,722 S *	7/2018	Hoste	.....	D12/91
D847,025 S *	4/2019	Zavatski	.....	D12/91
D864,059 S *	10/2019	Melville-Brown	.....	D12/169
D874,990 S *	2/2020	Kim	.....	D12/169
D883,869 S *	5/2020	Heinemann	.....	D12/169

\* cited by examiner

*Primary Examiner* — Melody N Brown

(74) *Attorney, Agent, or Firm* — Ralph E. Smith

**Related U.S. Application Data**

- (63) Continuation-in-part of application No. 29/646,879, filed on May 8, 2018, now Pat. No. Des. 860,863.
- (51) **LOC (13) Cl.** ..... **12-16**
- (52) **U.S. Cl.**  
USPC ..... **D12/169**
- (58) **Field of Classification Search**  
USPC .... D12/169, 164, 196, 171, 163, 86, 90-92;  
293/102, 113, 115, 117, 120; 296/180.1,  
296/180.2  
CPC ..... B60R 19/02; B60R 19/04; B62D 25/08  
See application file for complete search history.

(57) **CLAIM**

The ornamental design for a lower front bumper, as shown and described.

**DESCRIPTION**

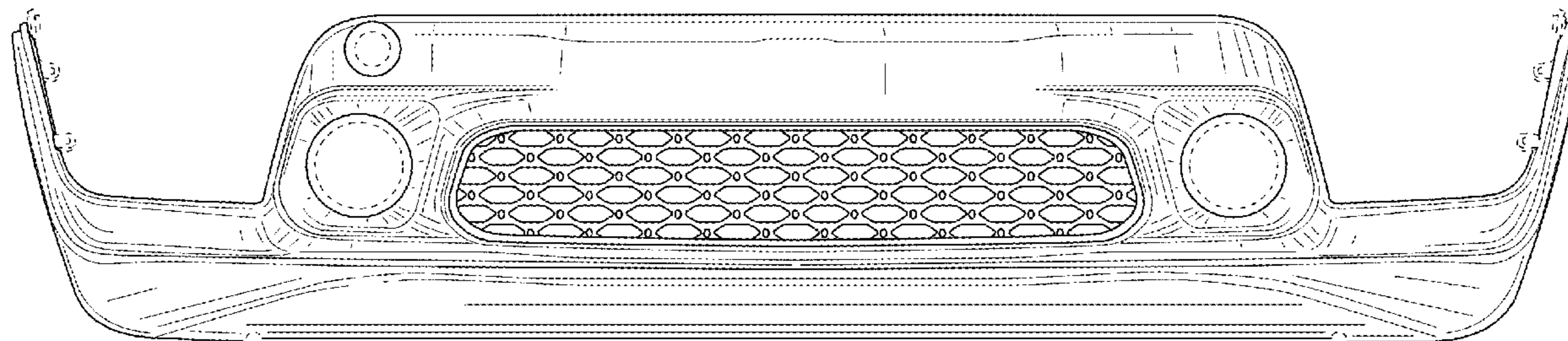
FIG. 1 is a front perspective view of a lower front bumper showing our new design;  
 FIG. 2 is a front view thereof;  
 FIG. 3 is a rear view thereof;  
 FIG. 4 is a side view thereof;  
 FIG. 5 is a top view thereof; and,  
 FIG. 6 is a bottom view thereof.  
 It will be understood that the broken lines shown in the drawings illustrate portions of the lower front bumper that form no part of claimed design.

(56) **References Cited**

**U.S. PATENT DOCUMENTS**

D350,504 S *	9/1994	Nixon	.....	D12/91
D420,939 S *	2/2000	Faurote	.....	D12/91

**1 Claim, 6 Drawing Sheets**



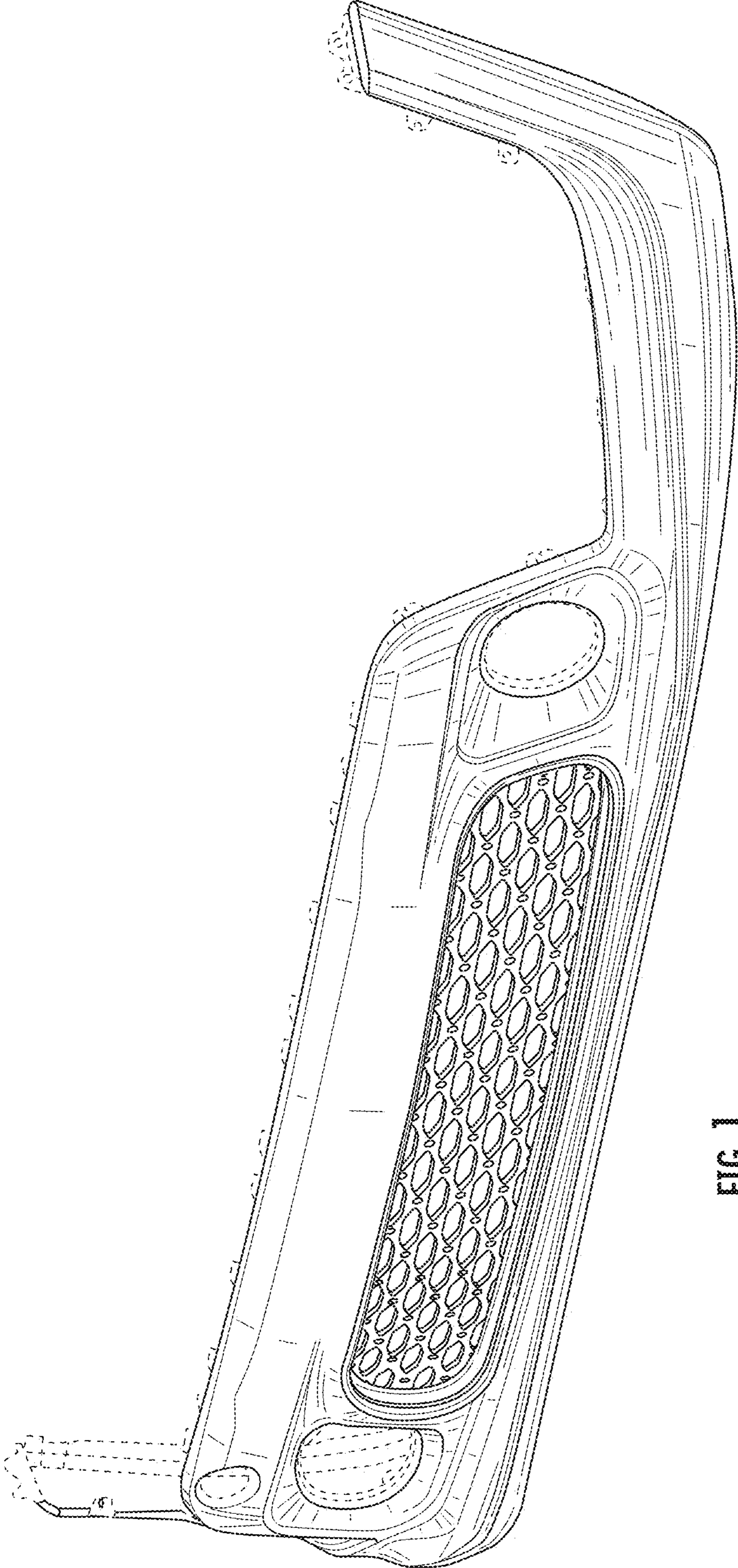


FIG. 1



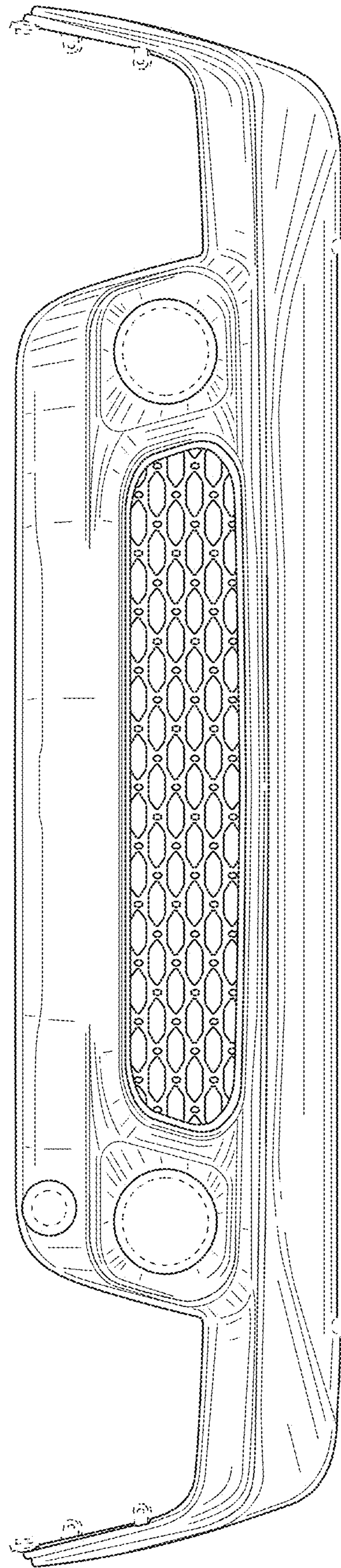


FIG. 2

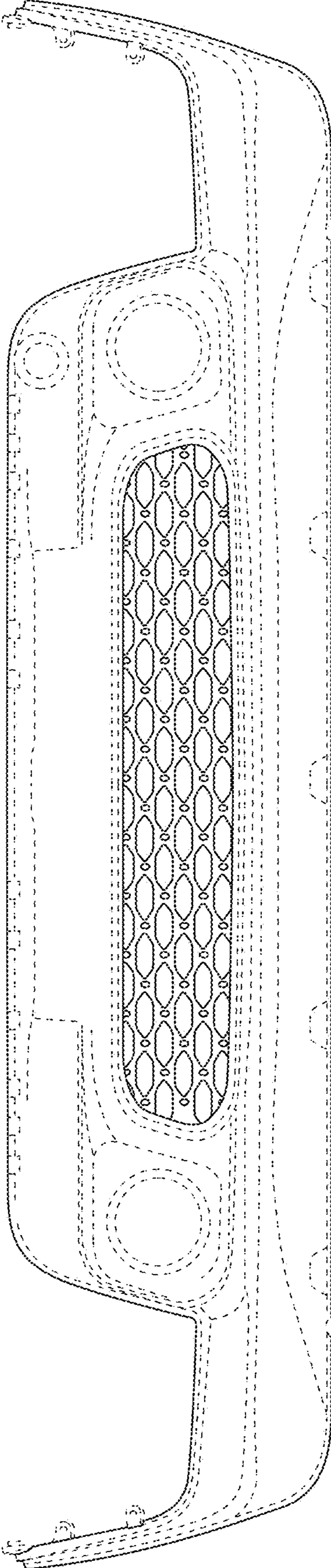


FIG. 3

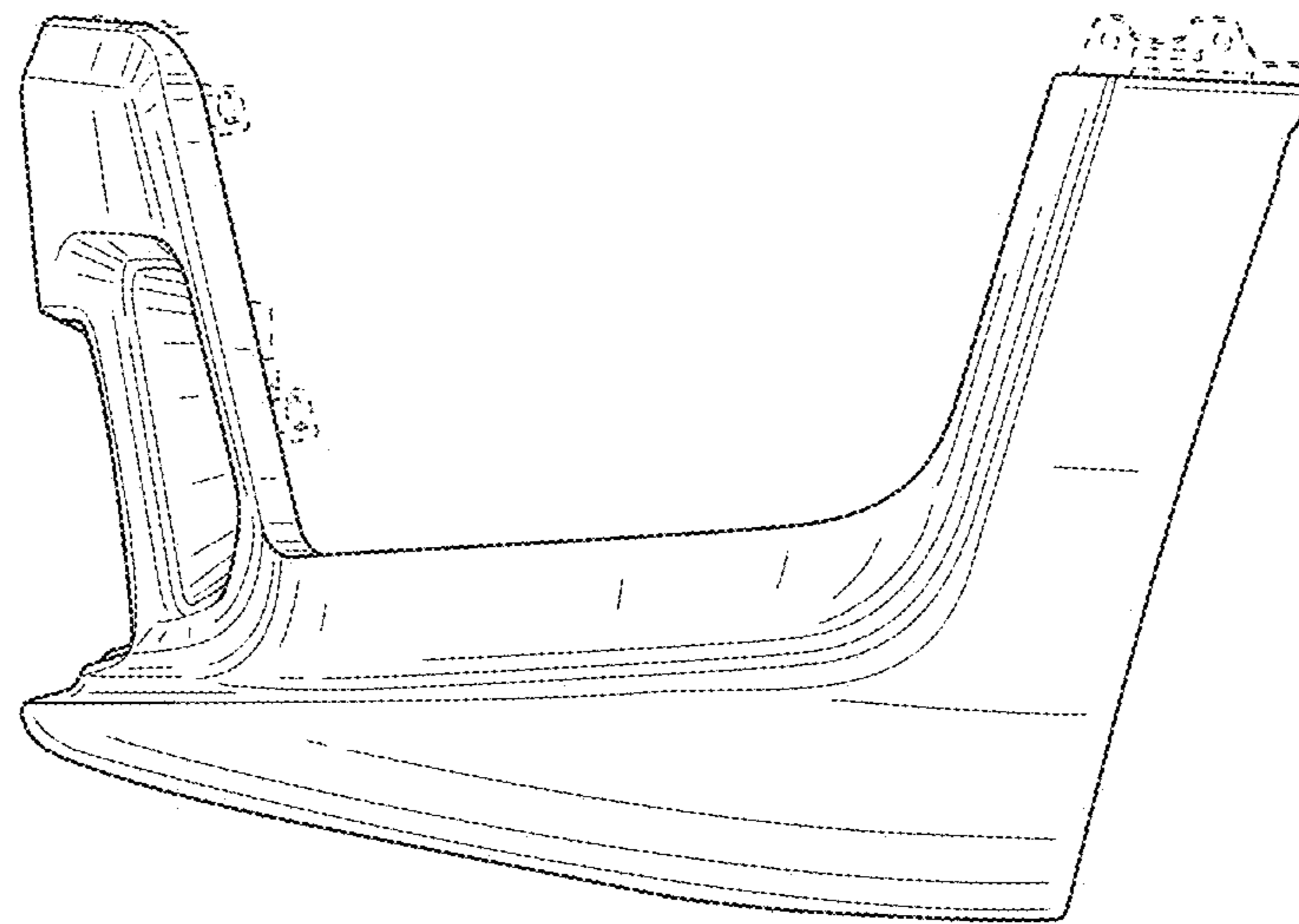


FIG. 4

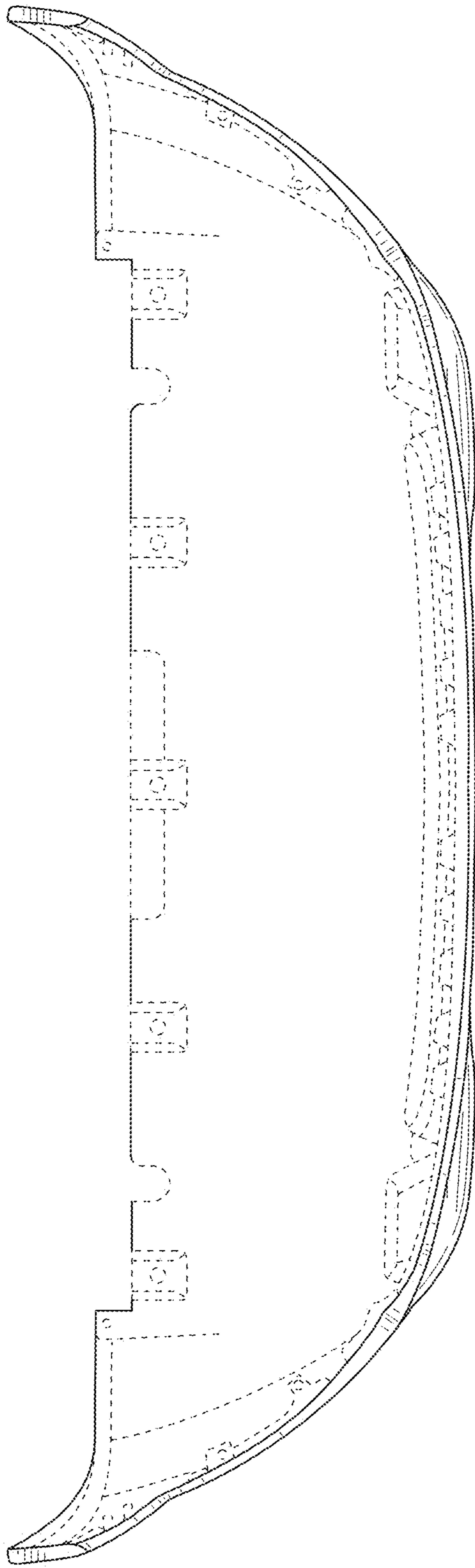


FIG. 5

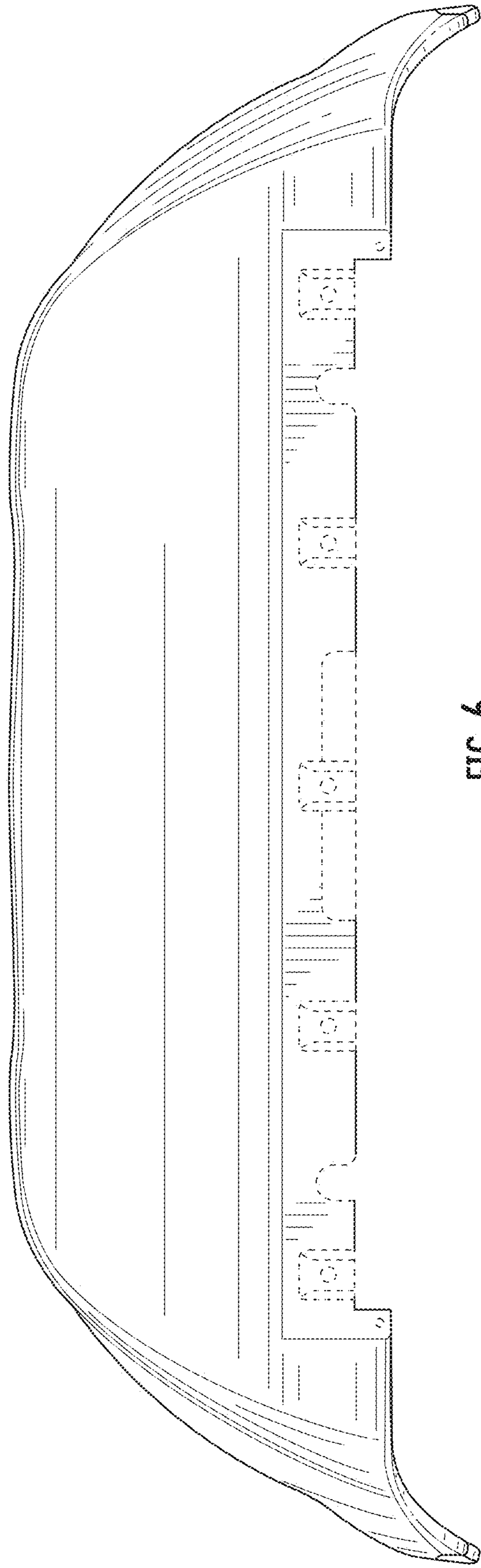


FIG. 6