



US00D908537S

(12) **United States Design Patent** (10) **Patent No.:** **US D908,537 S**
Iida et al. (45) **Date of Patent:** **** Jan. 26, 2021**

(54) **MOTOR VEHICLE AND/OR TOY REPLICA THEREOF**

(71) Applicants: **Hideaki Iida**, Vallauris (FR); **Satoshi Kimura**, Nagakute (JP); **Nobuyuki Tomatsu**, Nagoya (JP)

(72) Inventors: **Hideaki Iida**, Vallauris (FR); **Satoshi Kimura**, Nagakute (JP); **Nobuyuki Tomatsu**, Nagoya (JP)

(73) Assignee: **TOYOTA JIDOSHA KABUSHIKI KAISHA**

(**) Term: **15 Years**

(21) Appl. No.: **29/701,892**

(22) Filed: **Aug. 15, 2019**

Related U.S. Application Data

(62) Division of application No. 29/656,870, filed on Jul. 17, 2018, now Pat. No. Des. 875,607.

(30) **Foreign Application Priority Data**

Jan. 19, 2018 (JP) 2018-000877

(51) **LOC (13) Cl.** **12-08**

(52) **U.S. Cl.**
USPC **D12/92**

(58) **Field of Classification Search**
USPC D12/86, 90-92, 88, 164; D21/424, 433, D21/434; 296/181.1-181.5, 183.1
CPC B62D 25/00; B62D 25/06; B62D 33/00; B62D 35/00
See application file for complete search history.

(56) **References Cited**

U.S. PATENT DOCUMENTS

D743,845 S * 11/2015 Hirai D12/92
D761,696 S * 7/2016 Kamiura D12/92

D762,144 S * 7/2016 Nagafuchi D12/92
D781,183 S * 3/2017 Suga D12/92
D806,609 S * 1/2018 Lee D12/92
D820,731 S * 6/2018 Suga D12/92
D820,738 S * 6/2018 Suga D12/164
D830,234 S * 10/2018 Hirai D12/92
D840,875 S * 2/2019 Lee D12/92
D874,982 S * 2/2020 Kanasugi D12/92
D875,607 S * 2/2020 Lida D12/92
D880,362 S * 4/2020 Hayashi D12/92
D891,989 S * 8/2020 Lee D12/92

OTHER PUBLICATIONS

NETCARSHOW, Lexus NX 300 F-Sport (2018), <<https://www.netcarshow.com/lexus/2018-nx/>>, available as early as Aug. 24, 2017.

NETCARSHOW, Lexus RX 350 F-Sport (2016), <https://www.netcarshow.com/lexus/2016-rx_350_f_sport/>, available as early as Jan. 1, 2016.

* cited by examiner

Primary Examiner — Melody N Brown

(74) *Attorney, Agent, or Firm* — Saidman DesignLaw Group, LLC

(57) **CLAIM**

The ornamental design for a motor vehicle and/or toy replica thereof, as shown and described.

DESCRIPTION

FIG. 1 is a left, front perspective view of a motor vehicle and/or toy replica showing our new design;
FIG. 2 is a left, rear perspective view thereof;
FIG. 3 is a right, front perspective view thereof;
FIG. 4 is a right, rear perspective view thereof;
FIG. 5 is a left side view thereof;
FIG. 6 is a right side view thereof;
FIG. 7 is a front view thereof;
FIG. 8 is a rear view thereof; and,
FIG. 9 is a top view thereof.

1 Claim, 9 Drawing Sheets






FIG. 1



FIG. 2



FIG. 3



FIG. 4




FIG. 5




FIG. 6




FIG. 7

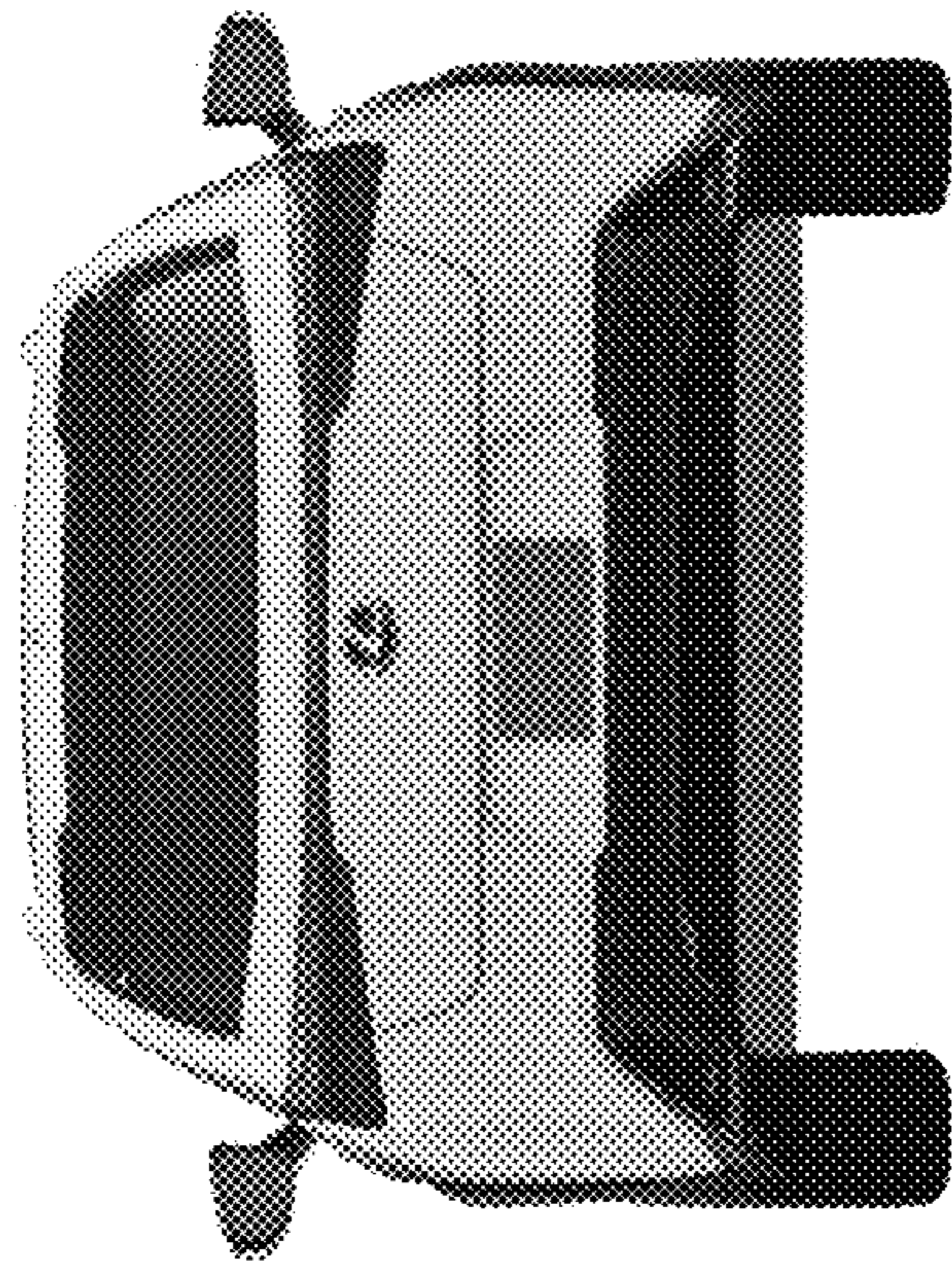


FIG. 8




FIG. 9