



US00D908497S

(12) **United States Design Patent** (10) **Patent No.:** **US D908,497 S**  
**Delfanti** (45) **Date of Patent:** **\*\* Jan. 26, 2021**

(54) **FASTENER FOR PACKAGING**

(56) **References Cited**

(71) Applicant: **MANUFACTURAS INPLAST, S.A.,**  
Aspe (ES)  
(72) Inventor: **Alessandro Delfanti,** Piacenza (IT)  
(73) Assignee: **Manufacturas Inplast, S.A.,** Aspe (ES)  
(\*\*) Term: **15 Years**

U.S. PATENT DOCUMENTS

D636,672 S *	4/2011	Lohrman	.....	D9/449
D636,673 S *	4/2011	Lohrman	.....	D9/449
D687,299 S *	8/2013	Peykoff	.....	D9/453
D796,326 S *	9/2017	Ichikawa	.....	D9/453
D824,257 S *	7/2018	Wood	.....	D9/453
D838,171 S *	1/2019	Wood	.....	D9/453
D861,485 S *	10/2019	Kapolas	.....	D9/453
D863,963 S *	10/2019	Berroa Garcia	.....	D9/453
D873,139 S *	1/2020	Chapin	.....	D9/453
D875,527 S *	2/2020	Sterling	.....	D9/453
D885,903 S *	6/2020	Rane	.....	D9/453
D885,904 S *	6/2020	Kim	.....	D9/453
D888,555 S *	6/2020	Kapolas	.....	D9/453

(21) Appl. No.: **35/507,476**

(22) Filed: **Apr. 2, 2019**

\* cited by examiner

(80) **Hague Agreement Data**

Int. Filing Date: **Apr. 2, 2019**  
Int. Reg. No.: **DM/202374**  
Int. Reg. Date: **Apr. 2, 2019**  
Int. Reg. Pub. Date: **Oct. 4, 2019**

*Primary Examiner* — Melanie H Tung  
*Assistant Examiner* — Bao-Yen T Nguyen  
(74) *Attorney, Agent, or Firm* — Banner & Witcoff, Ltd.

(30) **Foreign Application Priority Data**

Oct. 3, 2018 (EM) ..... 5726502

(51) **LOC (13) Cl.** ..... **09-07**

(52) **U.S. Cl.**  
USPC ..... **D9/453**

(58) **Field of Classification Search**  
USPC ..... D9/435, 439, 440, 443, 445, 447, 449,  
D9/452, 453, 454, 499, 520, 558, 705,  
D9/708, 709, 710; D7/387, 391, 397,  
D7/412, 415; D3/202, 273, 275, 294  
CPC .... B65D 2101/00; B65D 33/34; B65D 35/44;  
B65D 41/32; B65D 41/34; B65D  
41/3409; B65D 41/3423; B65D 41/3428;  
B65D 41/3442; B65D 41/3447; B65D  
47/06; B65D 2101/0023; B65D  
2101/0046

See application file for complete search history.

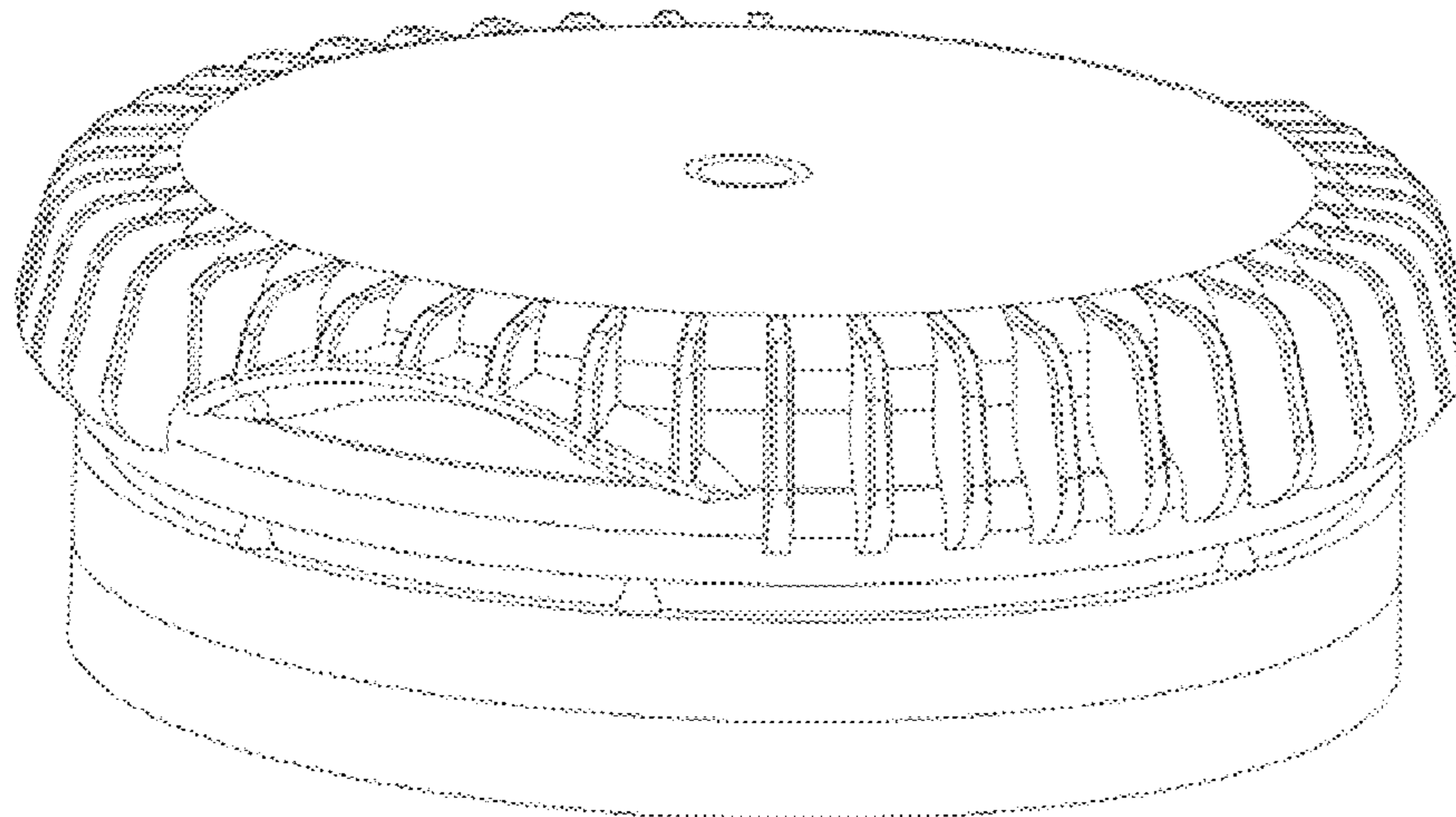
(57) **CLAIM**

The ornamental design for a fastener for packaging, as shown and described.

**DESCRIPTION**

1. Fastener for packaging  
**1.1** : Perspective  
**1.2** : Front  
**1.3**: Top  
**1.4** : Left  
**1.5** : Left, unfolded open configuration  
**1.6** : Perspective, open configuration  
Figure **1.1** represents a perspective view of the fastener for packaging; figure **1.2** represents a front view of the fastener; figure **1.3** represents a top view of the fastener; figure **1.4** represents a side view of the fastener; figure **1.5** represents

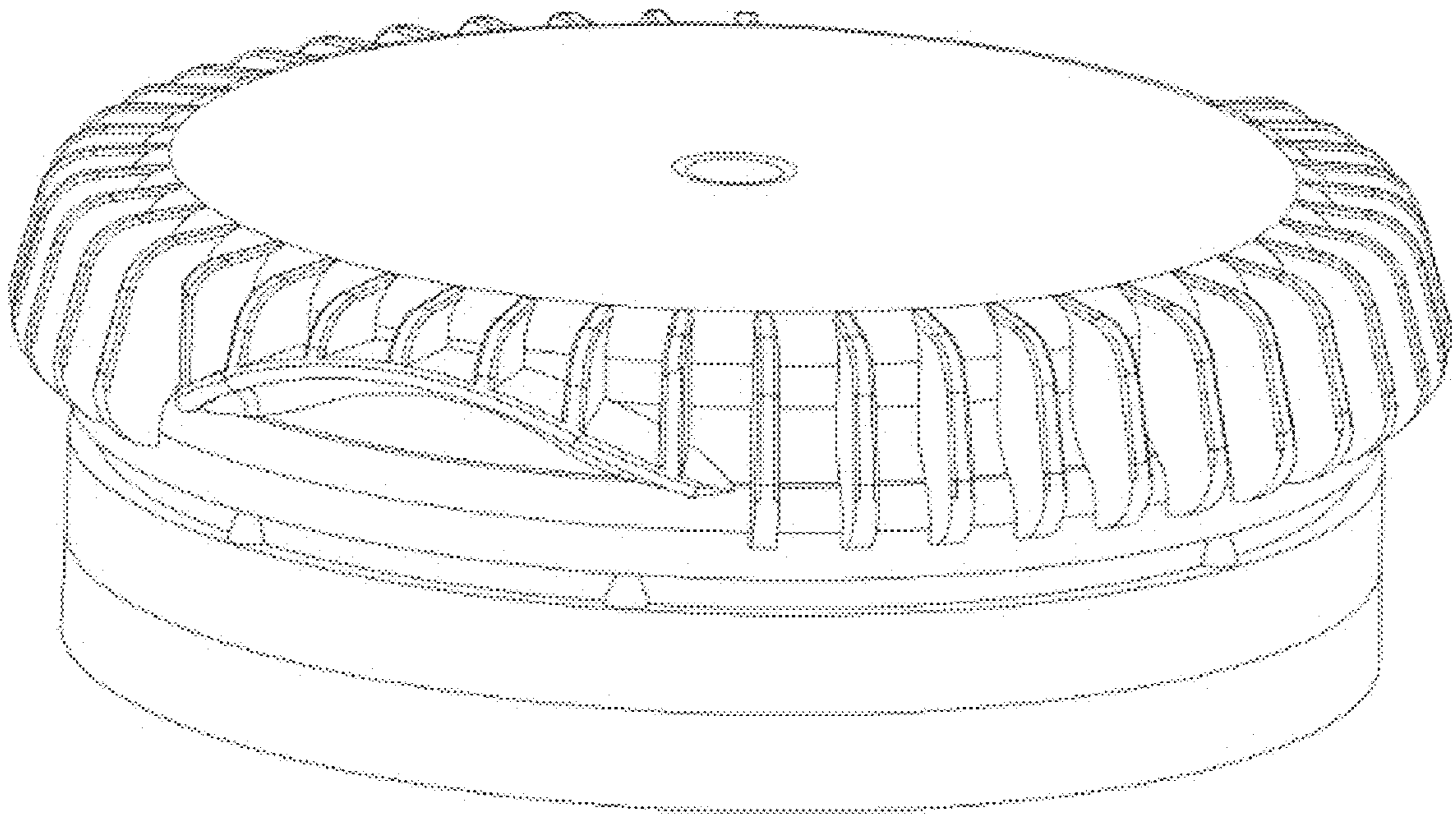
(Continued)




a side view of the fastener in an open configuration; figure 1.6 represents a perspective view of the fastener in an open configuration.

**1 Claim, 6 Drawing Sheets**

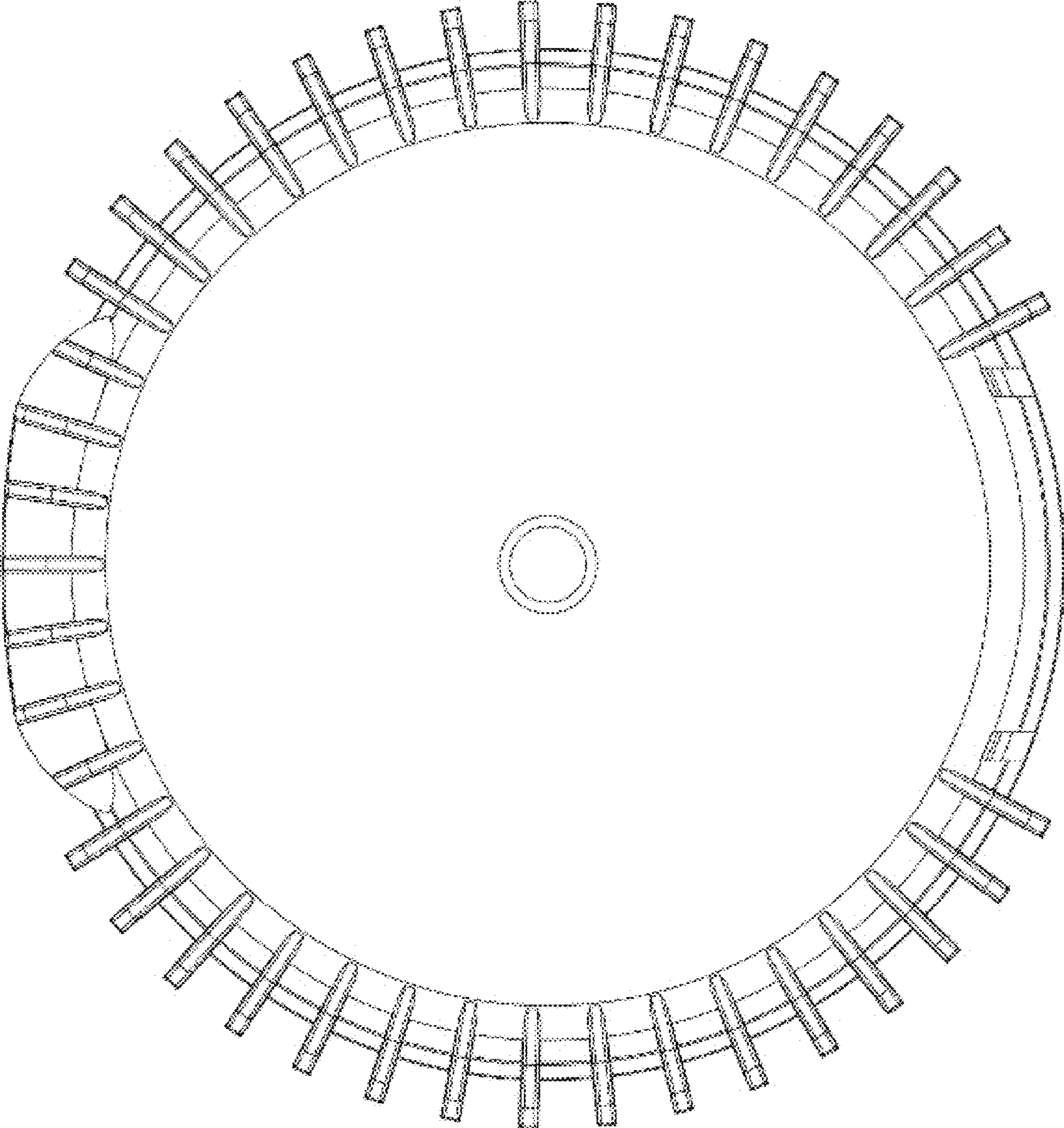
**1.1**



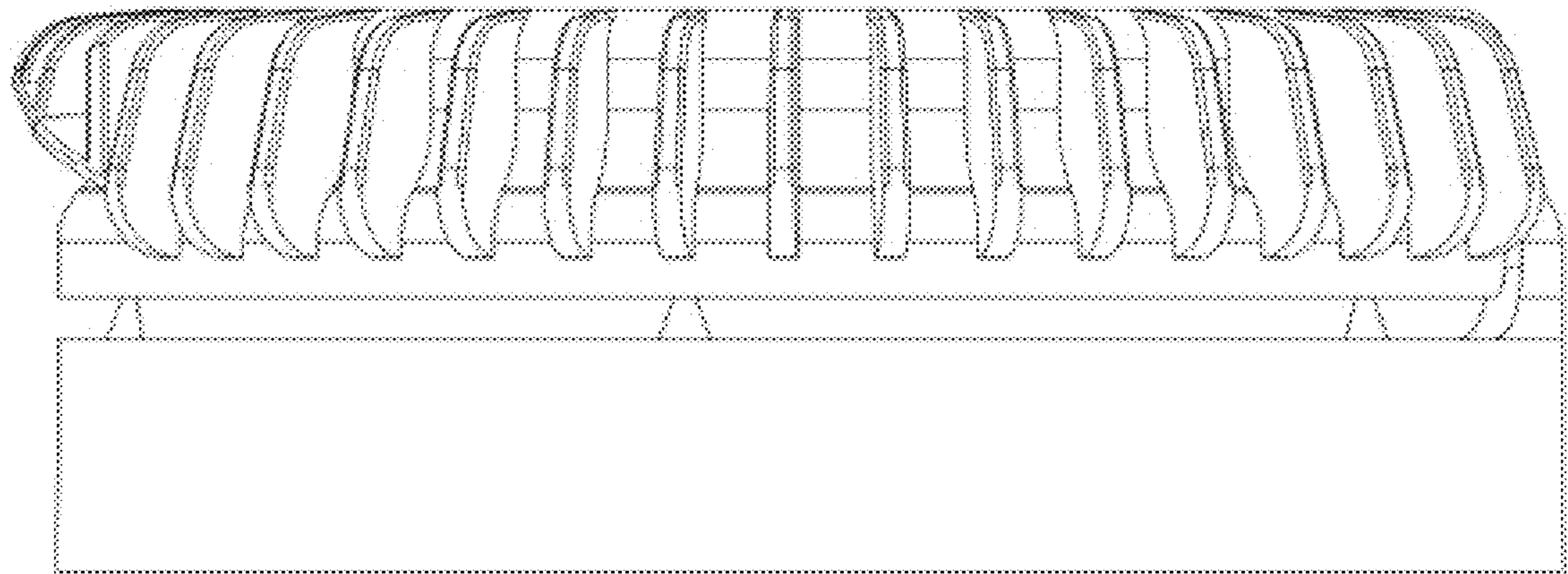
# 1.2



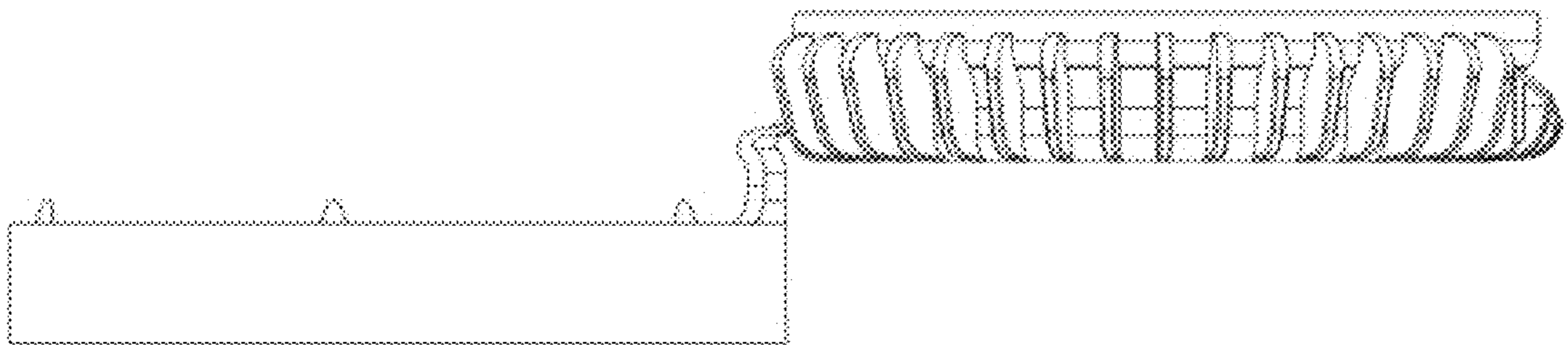
1.3



# 1.4



1.5



# 1.6

