



US00D908471S

(12) **United States Design Patent**
Cronkhite et al.

(10) **Patent No.:** **US D908,471 S**
(45) **Date of Patent:** **** Jan. 26, 2021**

(54) **BRACKET**

(71) Applicant: **Revamp Panels, LLC**, Spokane, WA (US)

(72) Inventors: **Damian Matthew Brandon Cronkhite**, Spokane, WA (US); **Sheldon Grant Jackson**, Spokane, WA (US)

(73) Assignee: **Revamp Panels, LLC**, Spokane, WA (US)

(**) Term: **15 Years**

(21) Appl. No.: **29/687,271**

(22) Filed: **Apr. 11, 2019**

(51) **LOC (13) Cl.** **08-05**

(52) **U.S. Cl.**
USPC **D8/354**

(58) **Field of Classification Search**
USPC D8/349, 354, 355, 373, 380, 382, 383, D8/394, 396, 336, 402; D13/118, 149, D13/154; D32/72; 292/DIG. 15, 338
CPC E05C 17/443
See application file for complete search history.

(56) **References Cited**

U.S. PATENT DOCUMENTS

D214,870 S * 8/1969 Malone D8/339
D303,625 S * 9/1989 Ryser D8/336

D310,952 S * 10/1990 Finkelstein D8/330
D856,127 S * 8/2019 Pistone D8/402
D875,510 S * 2/2020 Dammann D8/373
2016/0215538 A1 * 7/2016 Pistone E05C 17/443

* cited by examiner

Primary Examiner — Janice Hallmark

Assistant Examiner — Harold E Blackwell, II

(74) *Attorney, Agent, or Firm* — Lee & Hayes, P.C.

(57) **CLAIM**

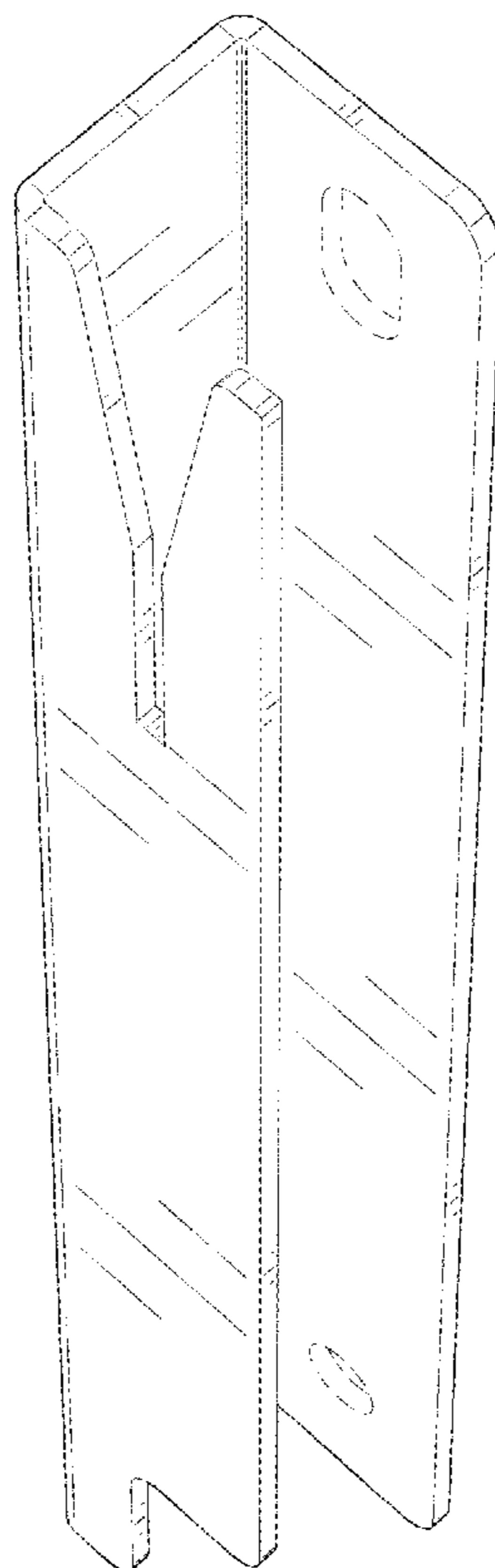
The ornamental design for a bracket, as shown and described.

DESCRIPTION

FIG. 1 is a top, front perspective view of a bracket;
FIG. 2 is a top, back perspective view thereof;
FIG. 3 is a front view thereof;
FIG. 4 is a back view thereof;
FIG. 5 is a right-side view thereof;
FIG. 6 is a left-side view thereof;
FIG. 7 is a top view thereof; and,
FIG. 8 is a bottom view thereof.

The dashed broken lines depict portions of the bracket that form no part of the claimed design.

1 Claim, 8 Drawing Sheets



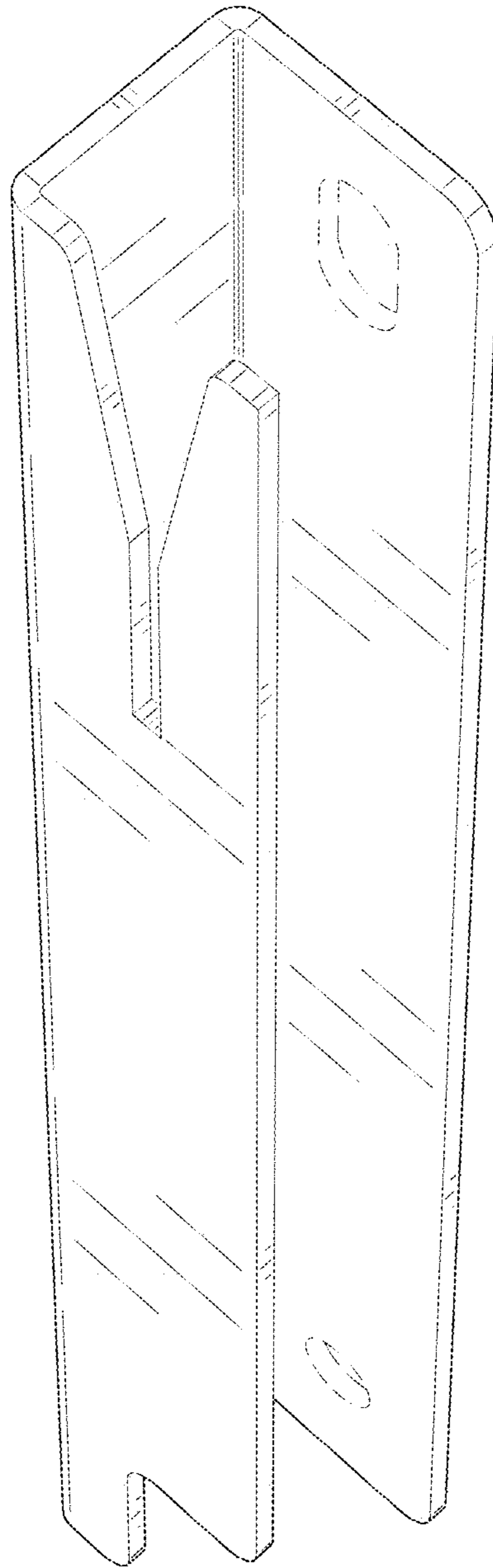


FIG. 1

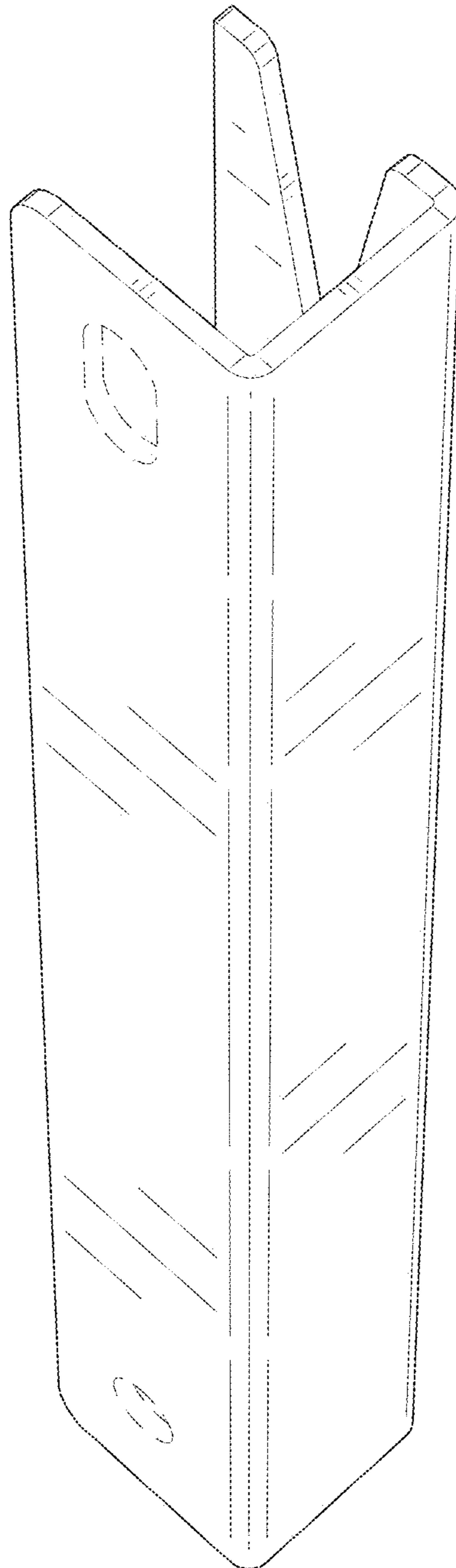


FIG. 2




FIG. 3




FIG. 4




FIG. 5




FIG. 6

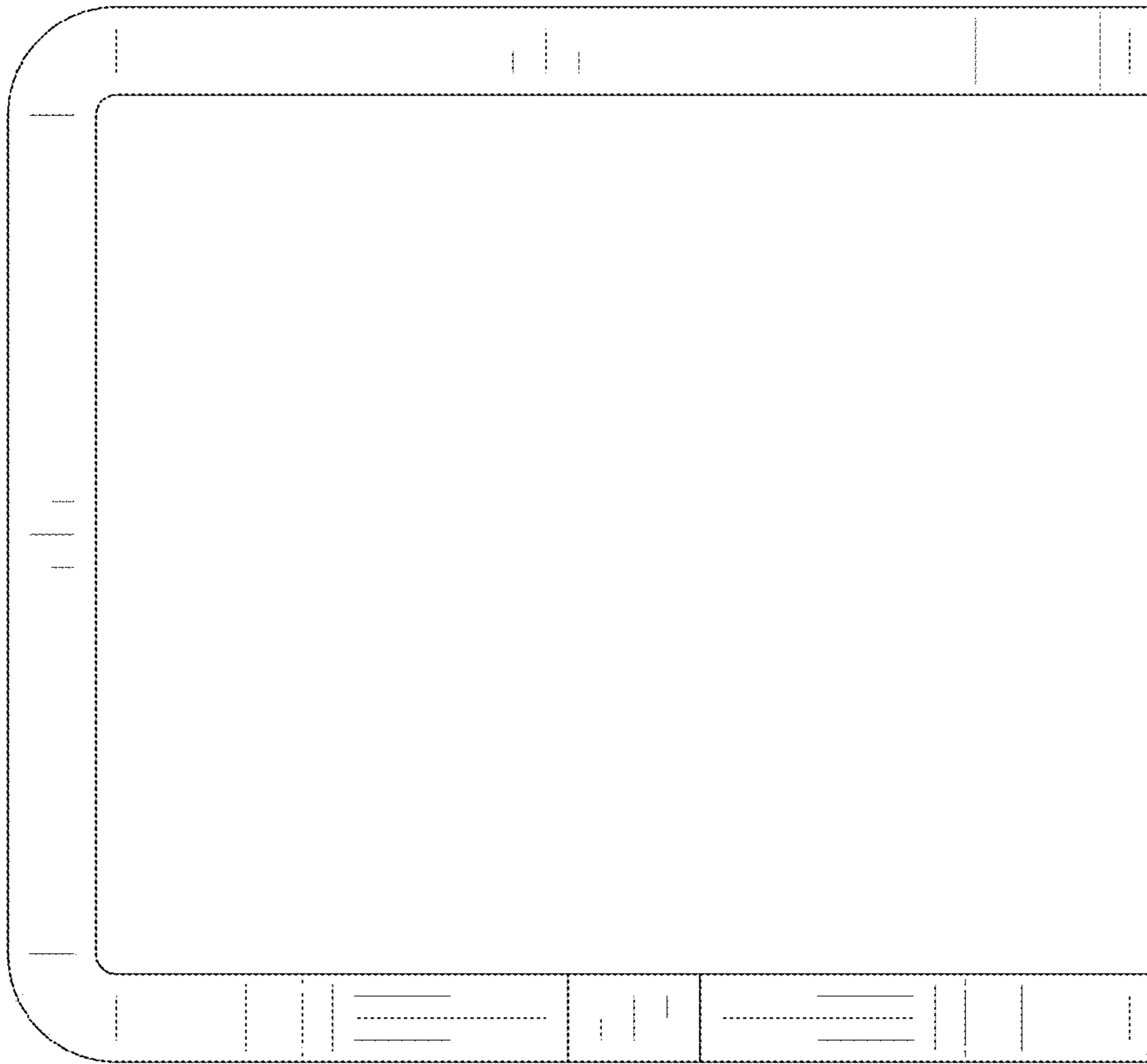


FIG. 7

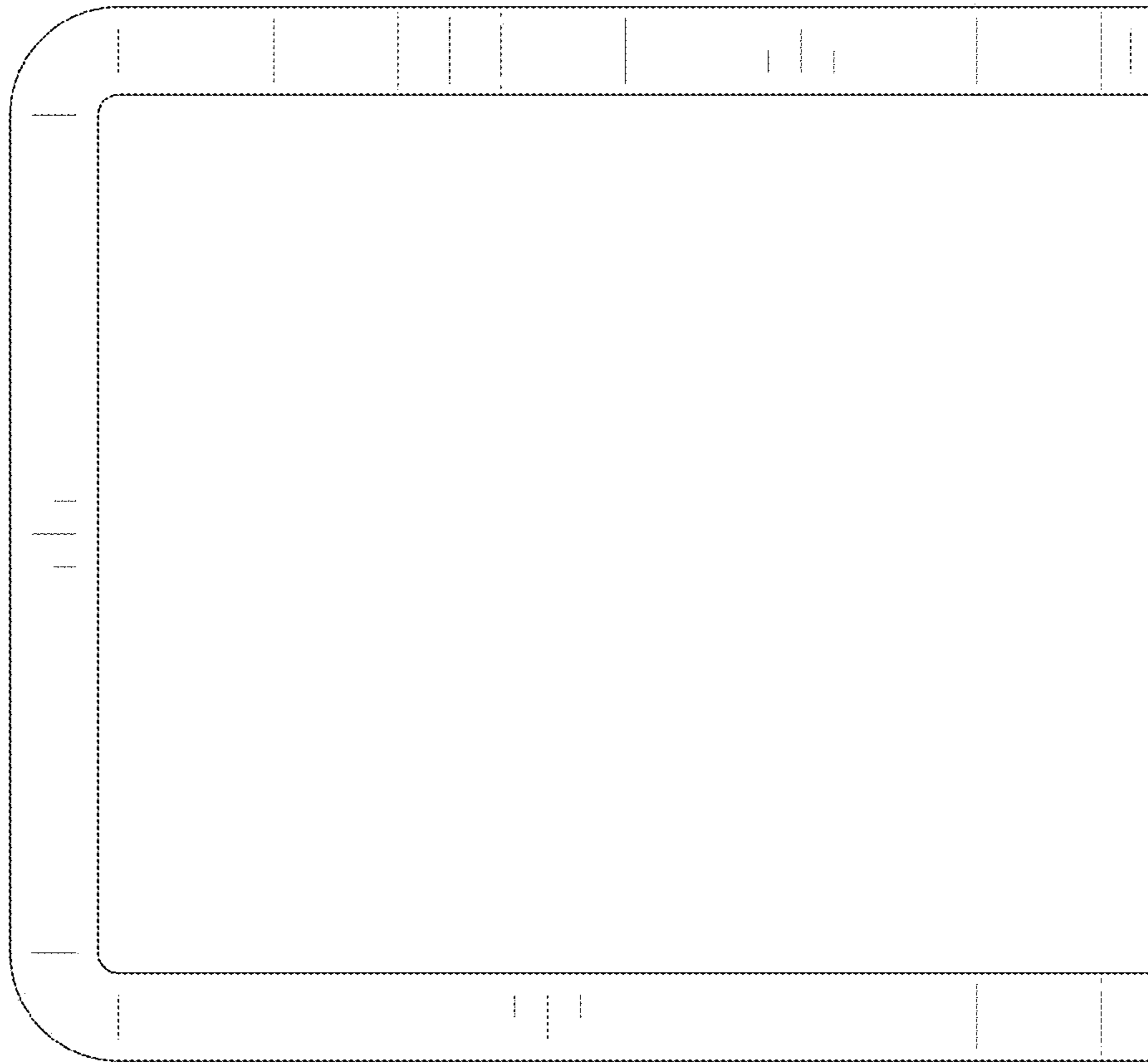


FIG. 8