

US00D908461S

(12) **United States Design Patent** (10) **Patent No.:** **US D908,461 S**
Hsu et al. (45) **Date of Patent:** **** Jan. 26, 2021**

(54) **DEADBOLT FOR A DOOR**
(71) Applicant: **Spectrum Brands, Inc.**, Middleton, WI (US)
(72) Inventors: **Wei Hsu**, Lake Forest, CA (US); **Yos Singtoroj**, Anaheim, CA (US); **Elliott Schneider**, Foothill Ranch, CA (US)
(73) Assignee: **Spectrum Brands, Inc.**, Middleton, WI (US)

D552,968 S * 10/2007 Roberts D8/330
8,931,315 B2 * 1/2015 Frolov E05B 47/0692
70/279.1
D736,590 S * 8/2015 Roberts, III D8/330
D736,591 S * 8/2015 Groleski D8/330
9,371,673 B2 * 6/2016 Nichol E05B 13/00
D782,282 S * 3/2017 Huang D8/353
D812,448 S * 3/2018 Schneider D8/331
D818,795 S * 5/2018 Morstatt D8/331
10,161,162 B2 * 12/2018 Schaeffer E05B 9/08
D872,560 S * 1/2020 Watson D8/350
D872,561 S * 1/2020 Watson D8/350
10,526,824 B2 * 1/2020 Farias E05B 15/02

(**) Term: **15 Years**

* cited by examiner

(21) Appl. No.: **29/709,167**

Primary Examiner — Doris Clark

(22) Filed: **Oct. 11, 2019**

(74) *Attorney, Agent, or Firm* — Banner & Witcoff, Ltd.

(51) **LOC (13) Cl.** **08-07**

(52) **U.S. Cl.**

USPC **D8/331; D8/353**

(58) **Field of Classification Search**

USPC D8/331, 350, 353
CPC E05B 15/002; E05B 15/1614; E05B 15/10;
E05B 15/102; E05B 2015/1657; E05B
3/06; E05B 3/00; E05B 37/00; E05B
17/00; E05B 17/0012; E05B 13/00; E05B
13/101; E05B 13/106; E05B 13/04; E05B
13/002; E05B 55/06; E05B 47/0676;
E05B 9/002; E05B 9/004; E05B 63/0017;
E05B 63/123; E05B 53/00; E05C 1/10;
E05C 3/002; Y10T 70/8568

See application file for complete search history.

(56) **References Cited**

U.S. PATENT DOCUMENTS

6,993,944 B2 * 2/2006 Hicks E05B 13/04
70/211
7,216,903 B1 * 5/2007 Kent E05B 13/002
292/288

(57) **CLAIM**

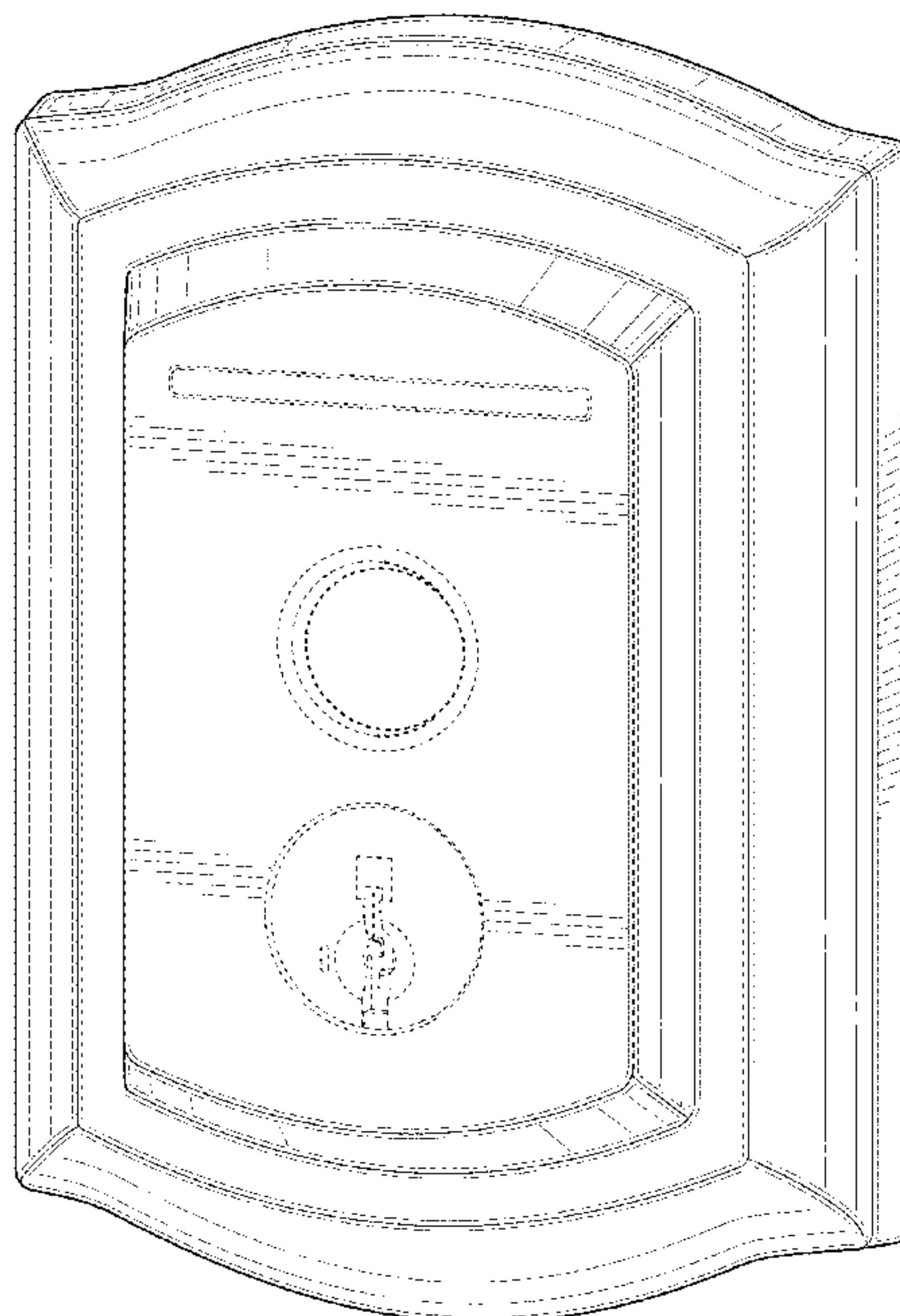
The ornamental design for a deadbolt for a door, as shown and described.

DESCRIPTION

FIG. 1 is a front perspective view of a deadbolt for a door showing our new design;
FIG. 2 is a front view thereof;
FIG. 3 is a left side view thereof;
FIG. 4 is a right side view thereof;
FIG. 5 is a top view thereof; and,
FIG. 6 is a bottom view thereof.

The broken lines represent features which form no part of the claimed design.

1 Claim, 4 Drawing Sheets



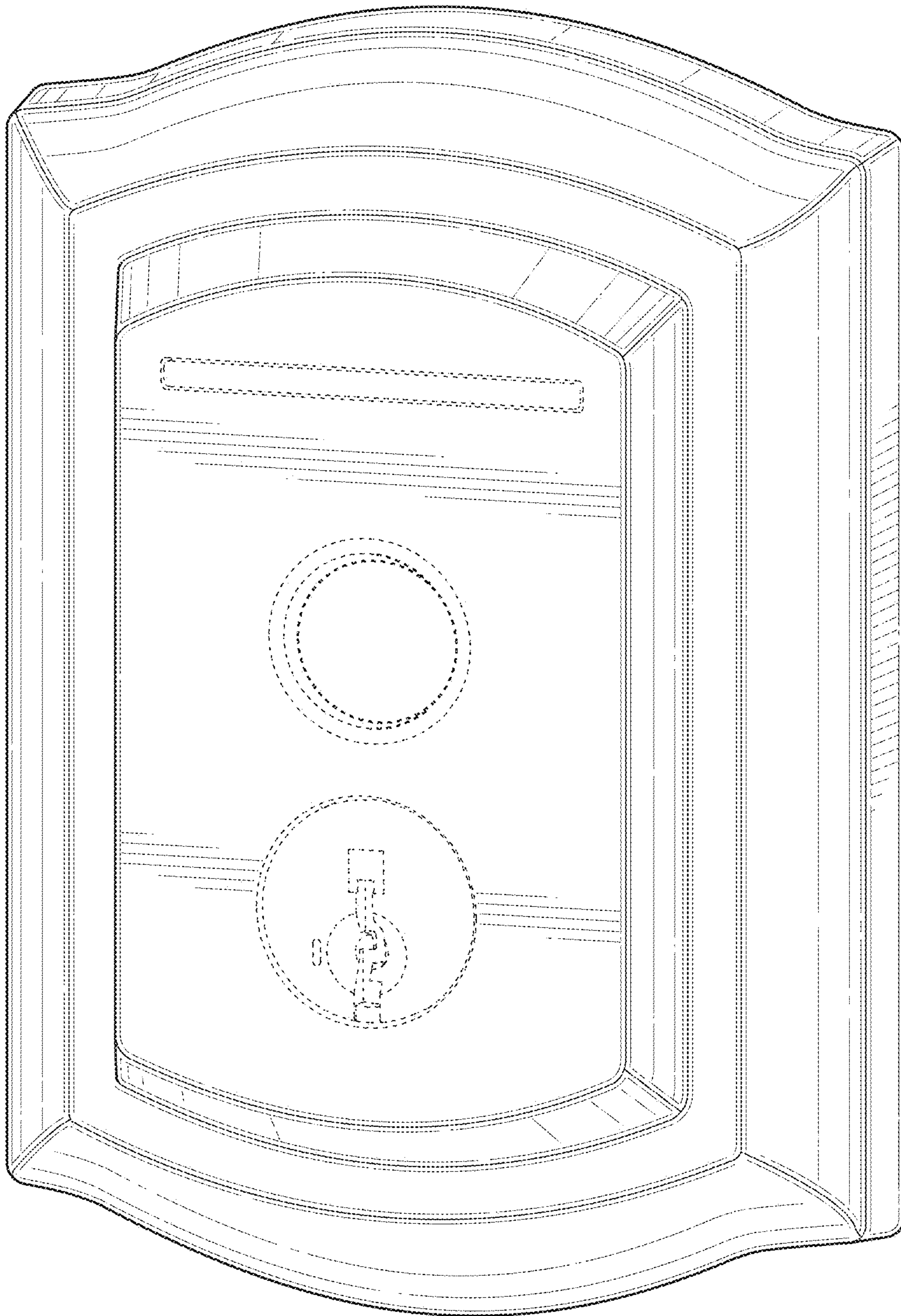


FIG. 1

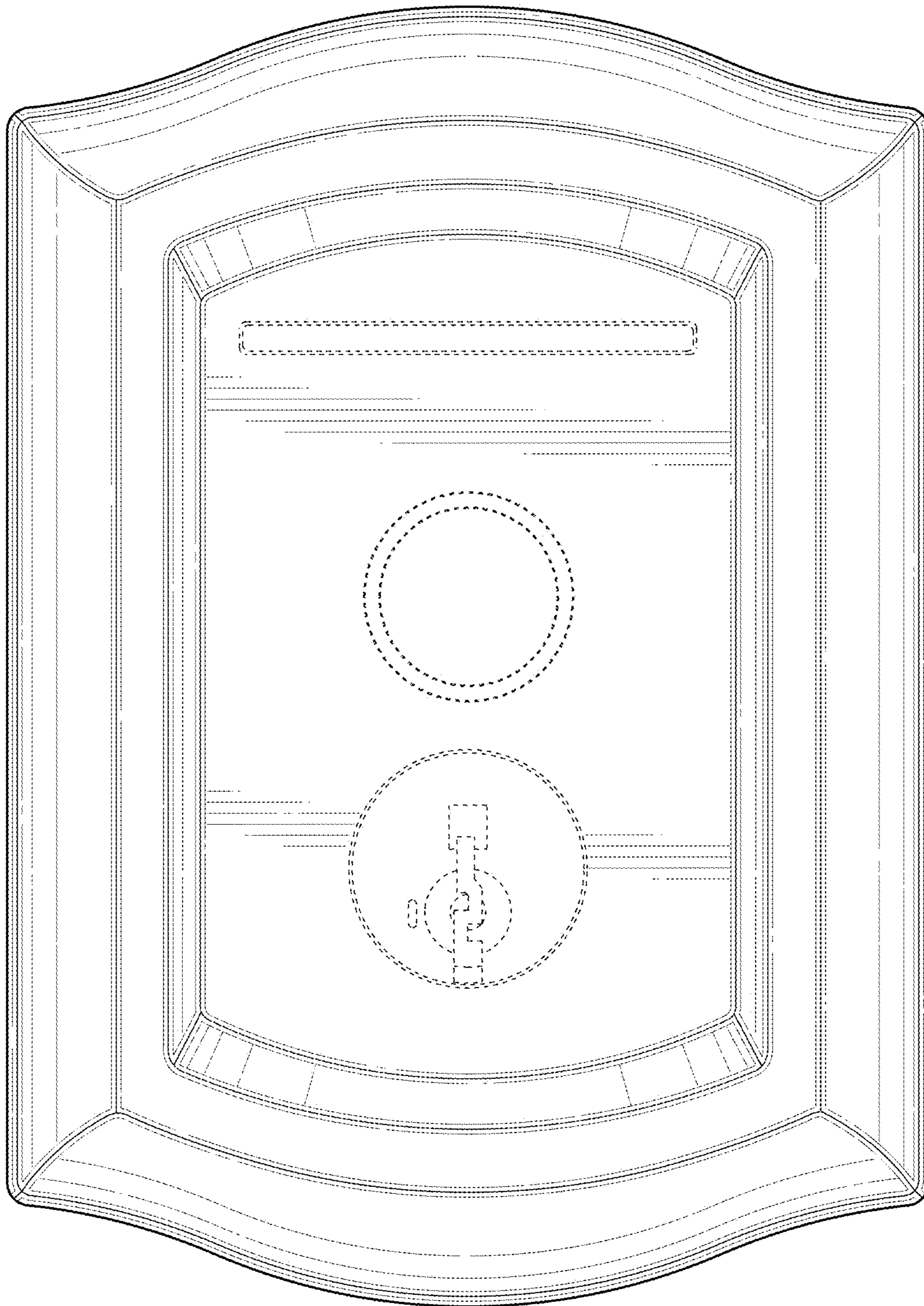


FIG. 2




FIG. 3




FIG. 4

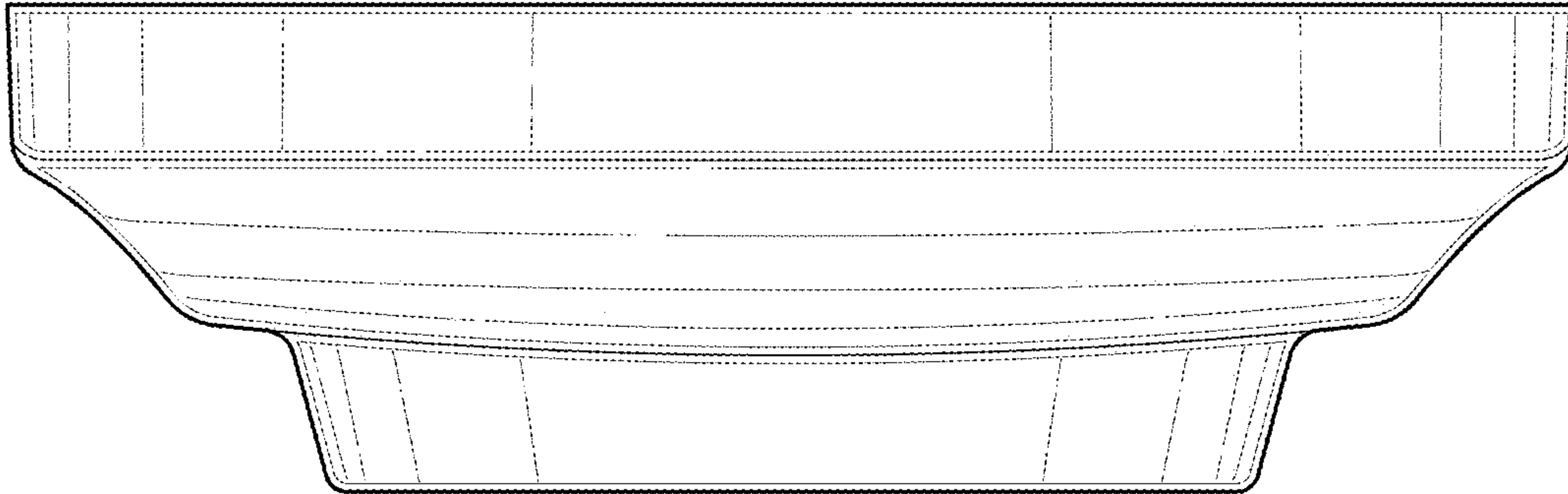


FIG. 5

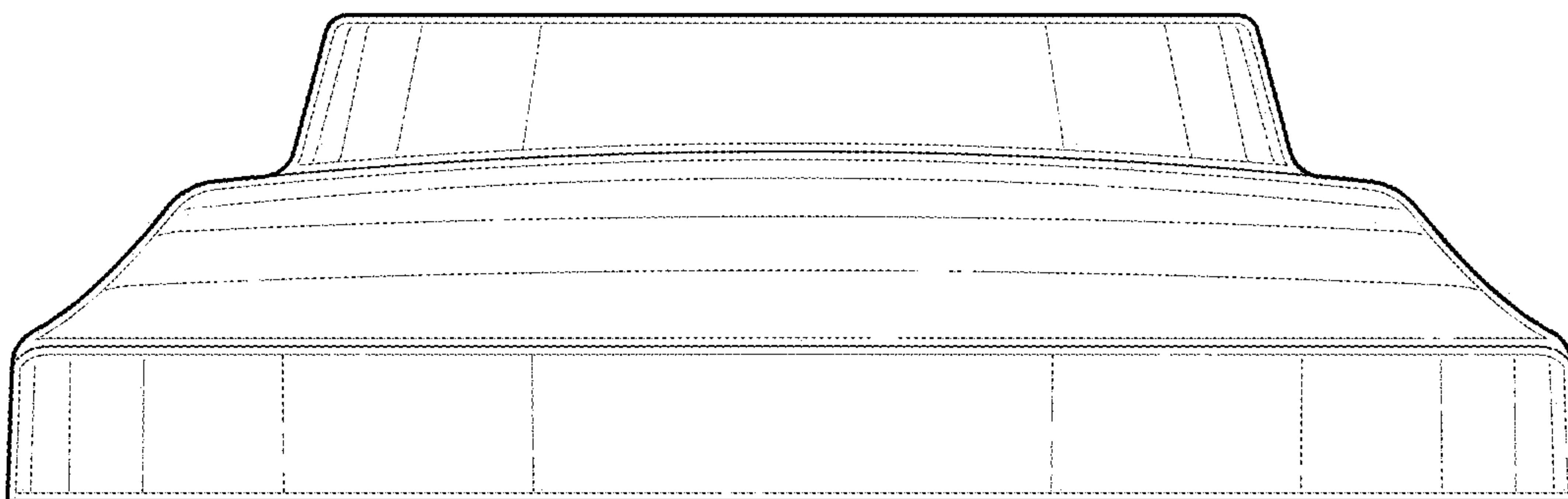


FIG. 6