



US00D908453S

(12) **United States Design Patent** (10) **Patent No.:** **US D908,453 S**
Ferman (45) **Date of Patent:** **** *Jan. 26, 2021**

(54) **SCISSORS HANDLE**

FOREIGN PATENT DOCUMENTS

(71) Applicant: **Shark Fin Shear Co., Inc.**, Centerville, IA (US)

DE 4 304 578 A1 8/1994
DE 19612968 A1 10/1997

(Continued)

(72) Inventor: **Randall Ferman**, Randolph, NJ (US)

OTHER PUBLICATIONS

(73) Assignee: **Shark Fin Shear Co., Inc.**, Centerville, IA (US)

Photograph of scissors from www.exedges.com. Found online Oct. 12, 2004.

(*) Notice: This patent is subject to a terminal disclaimer.

(Continued)

(**) Term: **15 Years**

Primary Examiner — Deanna L Pratt

(21) Appl. No.: **29/680,217**

(74) *Attorney, Agent, or Firm* — Lerner, David, Littenberg, Krumholz & Mentlik, LLP

(22) Filed: **Feb. 14, 2019**

(57) **CLAIM**

(51) **LOC (13) Cl.** **08-03**

I claim the ornamental design for a scissors handle, as shown and described.

(52) **U.S. Cl.**

USPC **D8/57**

(58) **Field of Classification Search**

DESCRIPTION

USPC D8/4, 5, 51–58, 107
CPC B26B 13/10; B26B 13/20; B26B 13/12;
B26B 13/06; B26B 13/04; B26B 13/24
See application file for complete search history.

FIG. 1 is a front perspective view of one embodiment of a scissors handle showing my new design, in accordance with the present invention;
FIG. 2 is a front plan view of the scissors handle of FIG. 1 shown as part of a pair of scissors,
FIG. 3 is a back plan view of the scissors handle of FIG. 1;
FIG. 4 is a right side elevation view thereof;
FIG. 5 is a left side elevation view thereof;
FIG. 6 is a top plan view thereof; and,
FIG. 7 is a bottom plan view thereof.

(56) **References Cited**

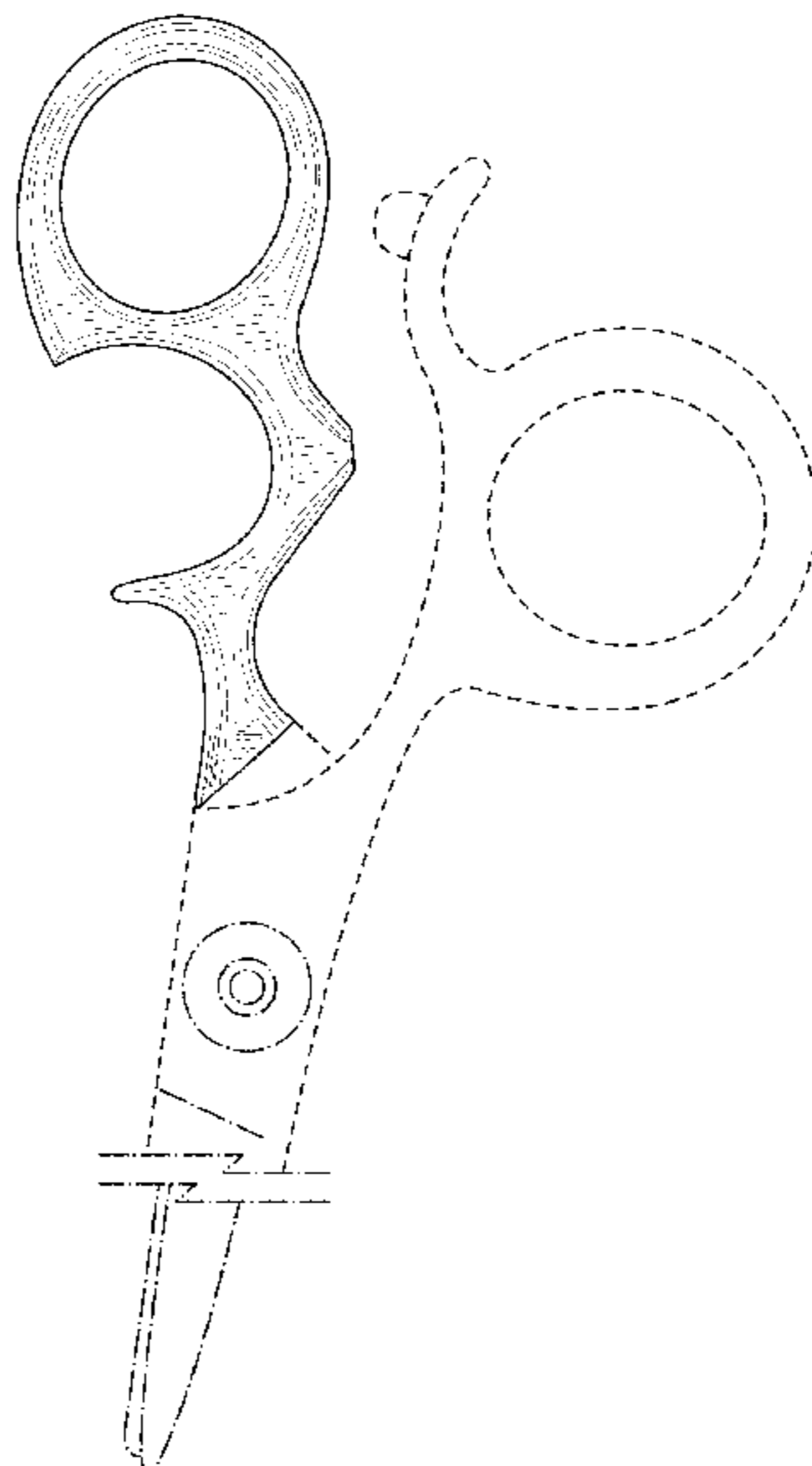
U.S. PATENT DOCUMENTS

40,010 A	9/1863	Bryant
970,406 A	9/1910	Tindall
1,357,200 A	10/1920	Kiefer
1,967,549 A	7/1934	Buda
2,184,909 A	12/1939	Crompton
2,369,673 A	2/1945	Hartkopf
2,370,026 A	2/1945	Elia
2,606,368 A	8/1952	Ratcliff
2,640,264 A	6/1953	Sullivan et al.
2,669,993 A	2/1954	Curutchet
2,677,179 A	5/1954	Servilla
2,728,140 A	12/1955	Krusius
3,825,020 A	7/1974	Myers

The broken lines shown in the FIGURES illustrate the environment or unclaimed portions of the scissors handle and form no part of the claimed design. Specifically, dashed lines represent unclaimed elements of the design, dot-dash lines represent an environment around the design, and dot-dot-dash lines indicate the boundary between the claimed and unclaimed features of the design.

(Continued)

1 Claim, 6 Drawing Sheets



(56)

References Cited

U.S. PATENT DOCUMENTS

3,840,990 A 10/1974 Laurenti
 3,877,145 A 4/1975 Andrews
 D239,497 S 4/1976 Megma
 3,974,563 A 8/1976 Koch
 4,091,539 A 5/1978 Watanabe
 D250,389 S 11/1978 Vitetta
 4,173,074 A 11/1979 Newman et al.
 D277,450 S 2/1985 Hayashi
 5,086,563 A 2/1992 Sakuma et al.
 5,170,570 A 12/1992 Mays, Jr.
 5,501,016 A 3/1996 Kuribayashi
 5,517,762 A 5/1996 Kuribayashi
 5,528,833 A 6/1996 Sakuma
 D384,260 S 9/1997 Dunch
 5,720,103 A 2/1998 West et al.
 5,778,540 A 7/1998 Huang
 5,781,999 A 7/1998 Chang
 5,819,416 A 10/1998 Robinson et al.
 5,860,215 A 1/1999 Roskam et al.
 5,987,757 A 11/1999 Schmidt et al.
 6,000,138 A 12/1999 Bomancini
 D426,441 S 6/2000 Sotokawa
 D427,869 S 7/2000 Zoiss et al.
 D429,982 S 8/2000 Kamrath
 6,397,478 B1 6/2002 Bomancini
 D502,070 S 2/2005 Ferman
 D526,880 S 8/2006 Ferman
 7,373,728 B2 * 5/2008 Ferman B26B 13/20
 30/232
 D593,871 S * 6/2009 Schmidt D9/721
 9,358,693 B1 * 6/2016 Berger B26B 13/12

D773,268 S * 12/2016 Usman D8/57
 D815,505 S * 4/2018 Usman D8/57
 D816,450 S * 5/2018 Breuer D8/57
 D829,522 S * 10/2018 Noriyuki D8/57
 2002/0129497 A1 9/2002 Lyddon et al.
 2005/0126012 A1 * 6/2005 Ferman B26B 13/12
 30/232
 2006/0143930 A1 * 7/2006 Adachi B26B 13/12
 30/232
 2007/0209214 A1 * 9/2007 Kamemura B26B 13/24
 30/233
 2009/0158598 A1 * 6/2009 Ishida B26B 13/20
 30/232
 2010/0107420 A1 * 5/2010 Makoto B26B 13/08
 30/201
 2018/0141222 A1 * 5/2018 Takahashi B25G 1/102

FOREIGN PATENT DOCUMENTS

FR 2648384 A1 12/1990
 JP 1-101487 A 7/1989
 JP 02-189179 A 7/1990

OTHER PUBLICATIONS

U.S. Appl. No. 10/818,889, filed Apr. 6, 2004 entitled Scissors Having a Middle Finger Guide.
 U.S. Appl. No. 29/195,696, filed Dec. 16, 2003 entitled Scissors Handle.
 U.S. Appl. No. 11/269,011, filed Nov. 8, 2005, titled "Scissors Having a Middle Finger Guide".

* cited by examiner

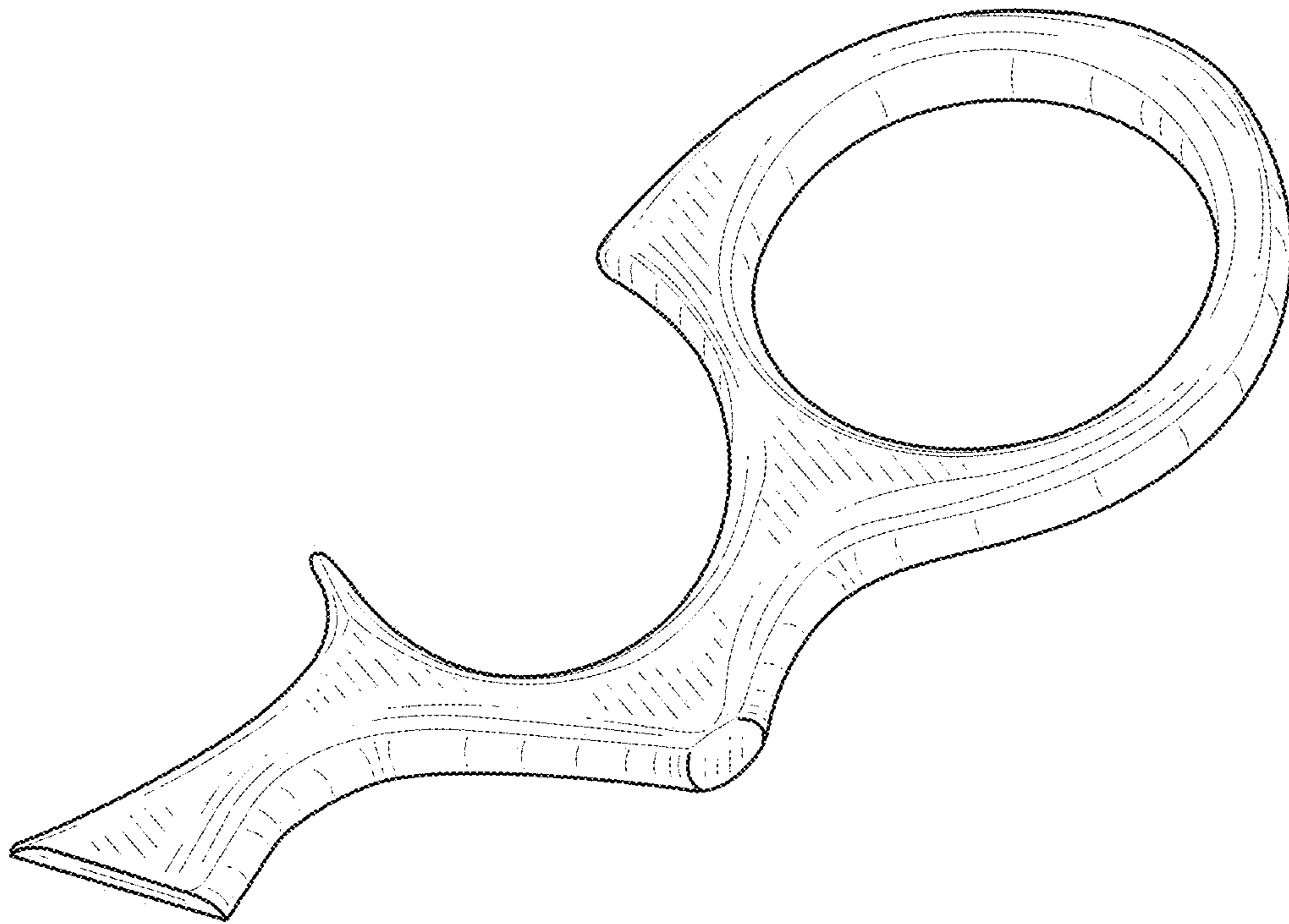


FIG. 1

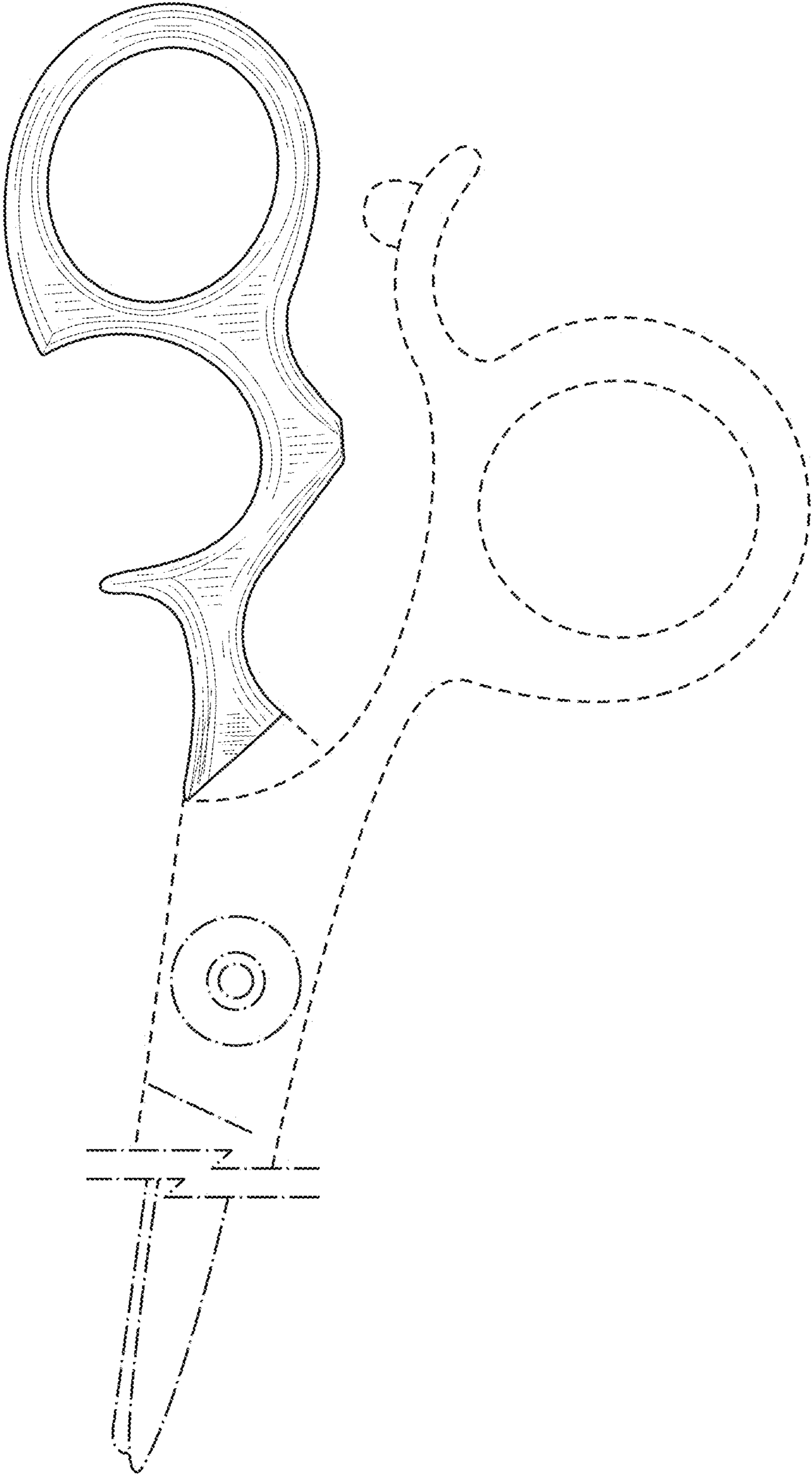


FIG. 2

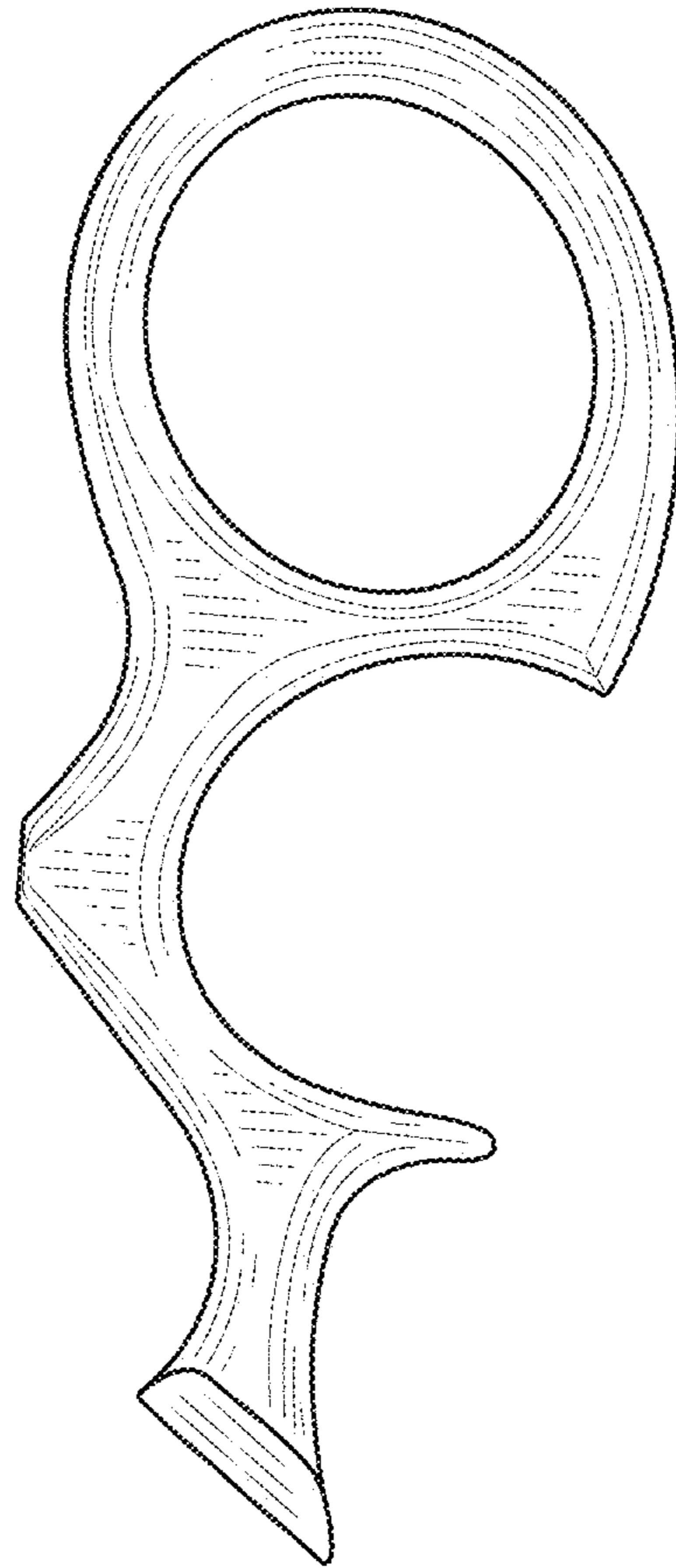


FIG. 3

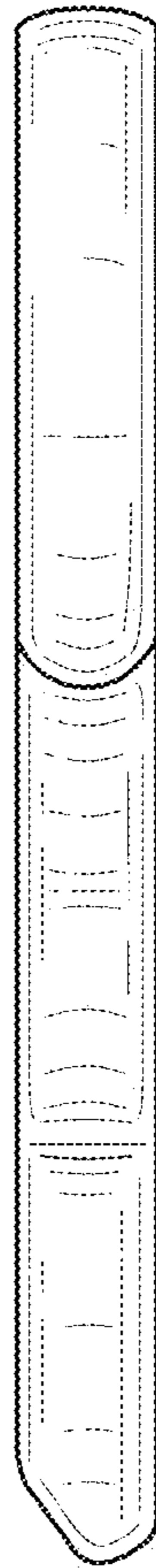


FIG. 4

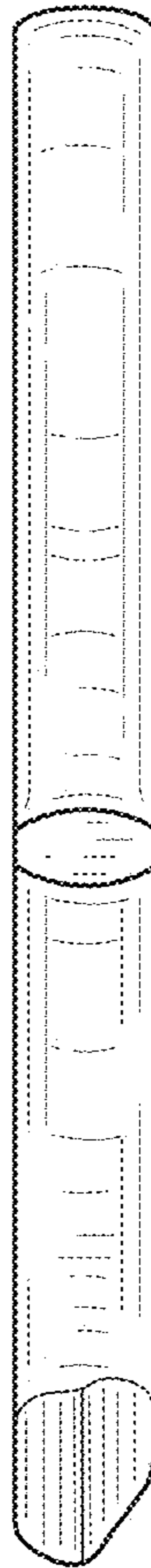


FIG. 5

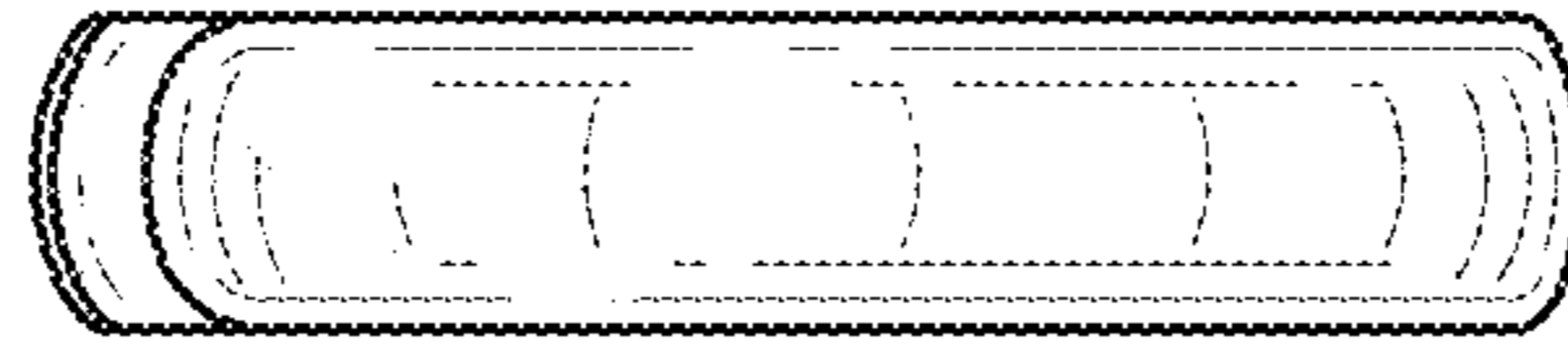


FIG. 6

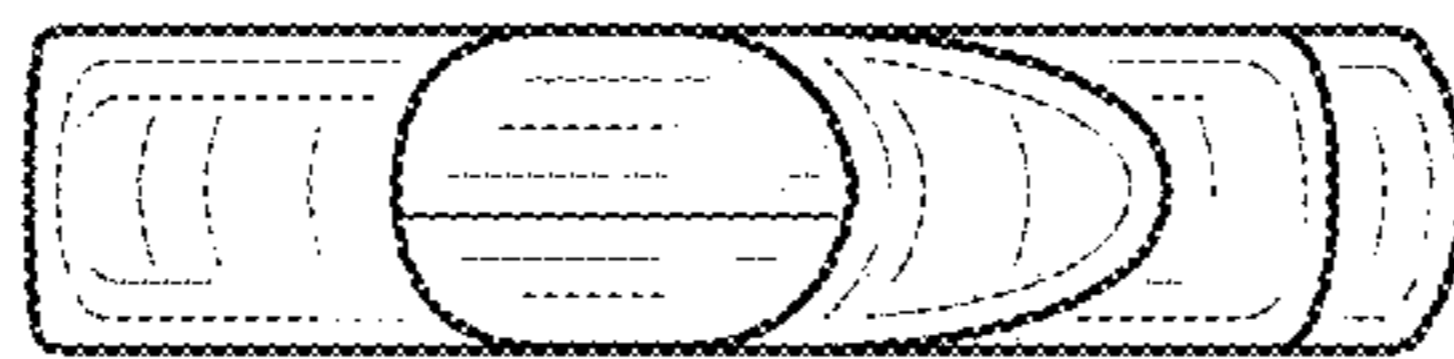


FIG. 7