



US00D908448S

(12) **United States Design Patent**
Tian

(10) **Patent No.:** **US D908,448 S**

(45) **Date of Patent:** **** Jan. 26, 2021**

(54) **CONSTELLATION SPOON-TAURUS**

(71) Applicant: **TTX GROUP CO., LTD**, Tianjin (CN)

(72) Inventor: **Zenghui Tian**, Tianjin (CN)

(73) Assignee: **TTX GROUP CO., LTD**, Tianjin (CN)

(**) Term: **15 Years**

(21) Appl. No.: **29/704,129**

(22) Filed: **Sep. 2, 2019**

(51) **LOC (13) Cl.** **07-03**

(52) **U.S. Cl.**

USPC **D7/656**; D7/653; D7/654

(58) **Field of Classification Search**

USPC D7/300.2, 395, 368, 401.2, 642-647,
D7/653-664, 669, 675-677, 682-683,
D7/688-689, 691-692; D8/107,
D8/300-301; D22/117-118; D24/214;
D28/9

CPC ... A01D 9/02; A01D 9/04; A01D 9/06; A47G
21/00; A47G 21/004; A47G 21/005;
A47G 21/02; A47G 21/023; A47G 21/04;
A47G 21/06; A47G 21/08; A47J 43/28;
A47J 43/281; A47J 43/282; A47J 43/288;
A61F 13/10; A61J 7/0023; B25G 1/00;
B25G 1/01; B25G 1/02; B25G 3/00;
B65D 75/56; B65D 75/563; B65D
75/566; B67B 7/00; B67B 7/724; B67B
7/73

See application file for complete search history.

(56) **References Cited**

U.S. PATENT DOCUMENTS

D24,659 S * 9/1895 Gooding D7/657
D36,471 S * 8/1903 Crees et al. D7/657

D63,047 S * 9/1923 Adler D7/643
D148,693 S * 2/1948 Grosvenor D7/644
D362,792 S * 10/1995 Shane-Schuldt D7/654
D373,711 S * 9/1996 Harrison D7/401.2
D440,810 S * 4/2001 Olson D7/300.2
D523,299 S * 6/2006 Johnson D7/653
D545,445 S * 6/2007 Klein D24/200
D546,633 S * 7/2007 Dolgonos D7/653
D553,429 S * 10/2007 Jonas, Jr. D7/401.2
D668,510 S * 10/2012 Krakower D7/653
D750,837 S * 3/2016 Gast D28/9

* cited by examiner

Primary Examiner — Ricky Pham

(74) *Attorney, Agent, or Firm* — True Shepherd LLC;
Andrew C. Cheng

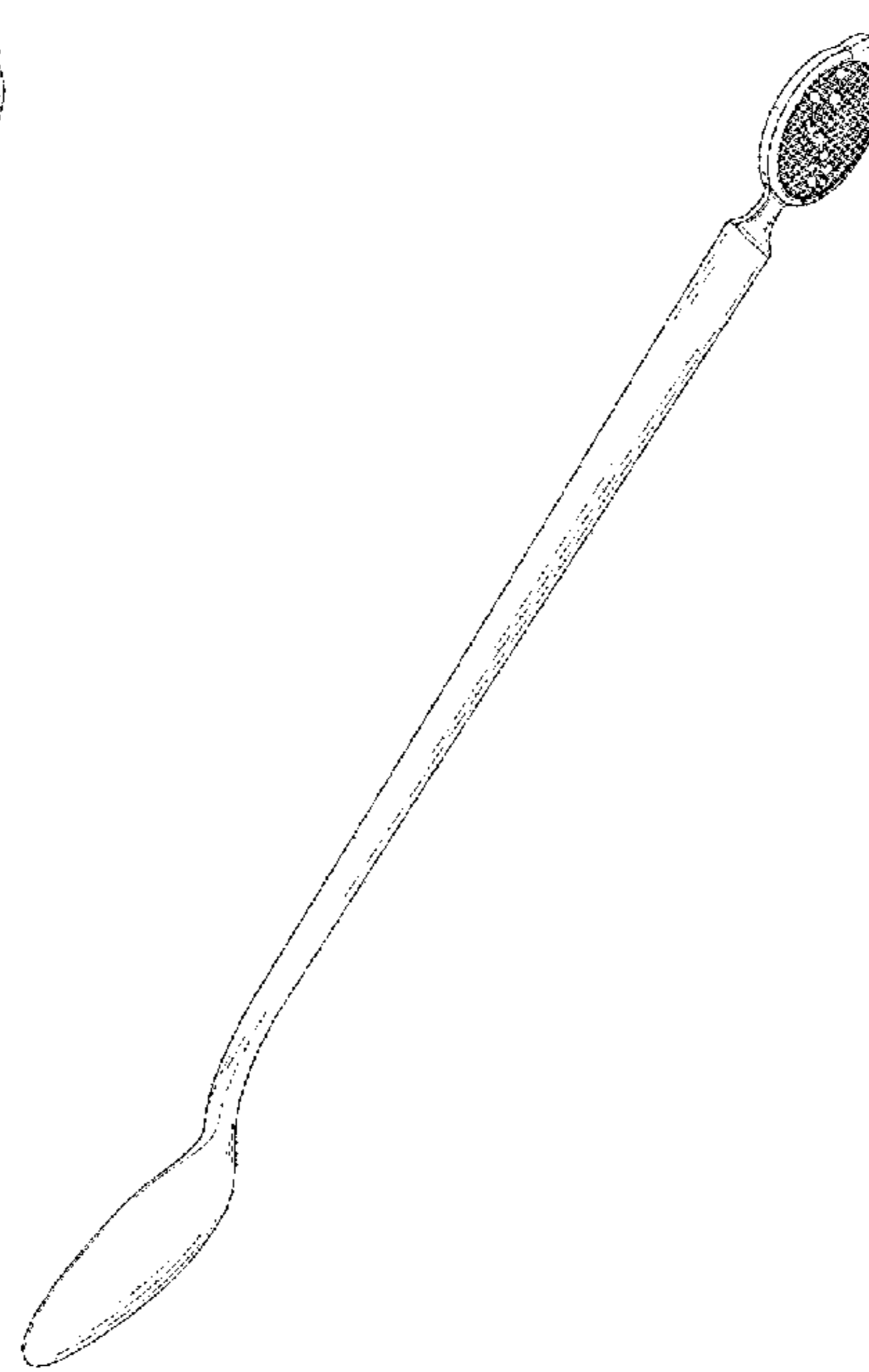
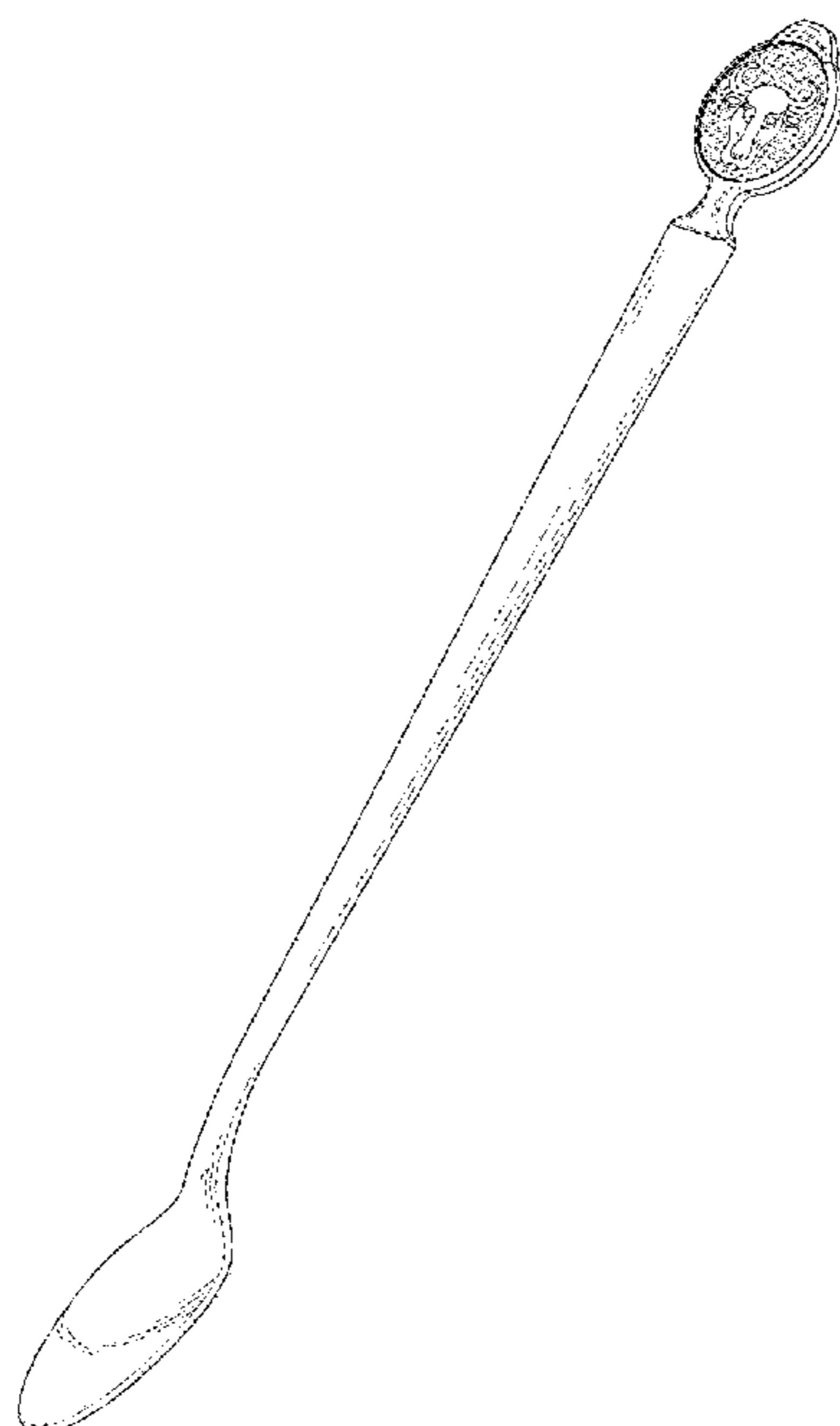
(57) **CLAIM**

The ornamental design for constellation spoon-Taurus, as shown and described.

DESCRIPTION

FIG. 1 is a perspective view of a constellation spoon-Taurus showing my new design;
FIG. 2 is another perspective view thereof;
FIG. 3 is a front view thereof;
FIG. 4 is a rear view thereof;
FIG. 5 is a left side view thereof;
FIG. 6 is a right side view thereof;
FIG. 7 is a top plan view thereof; and,
FIG. 8 is a bottom plan view thereof.

1 Claim, 8 Drawing Sheets



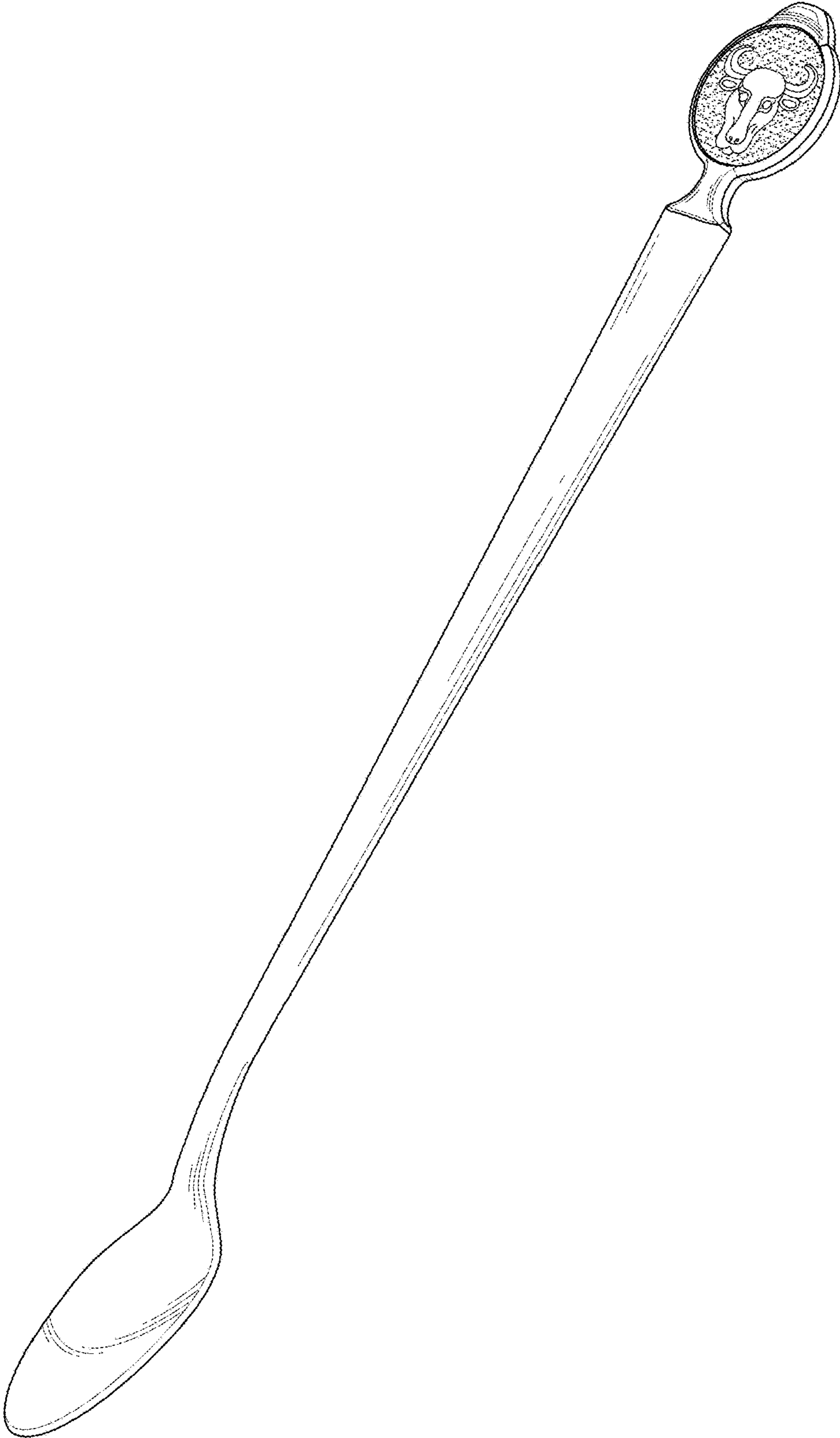


FIG. 1

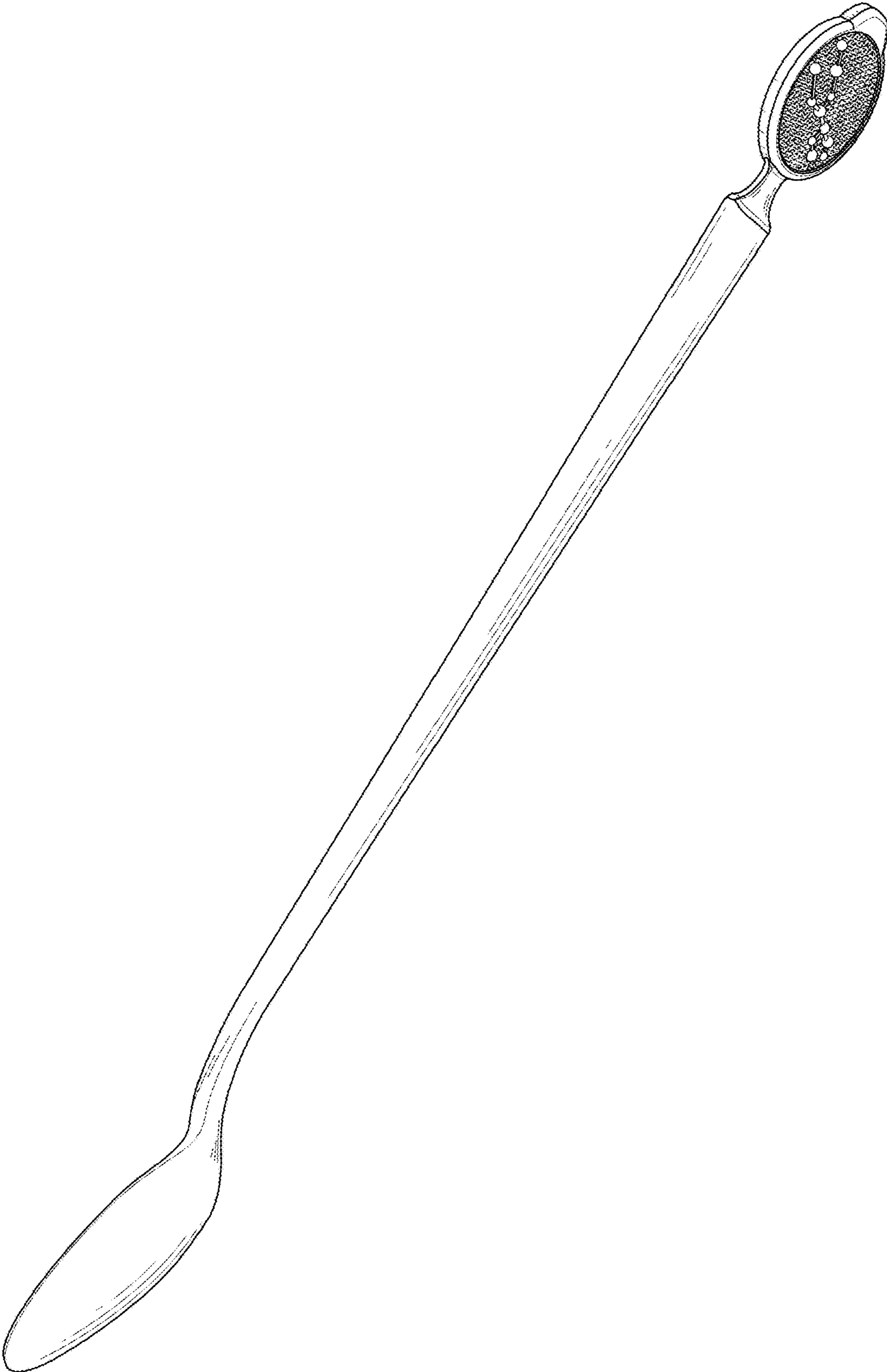


FIG. 2

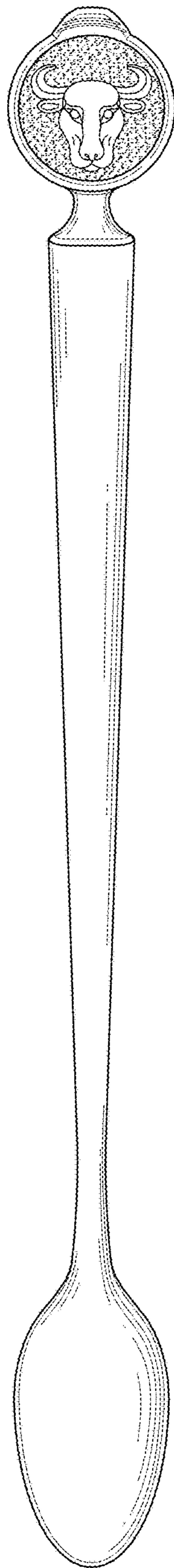


FIG. 3

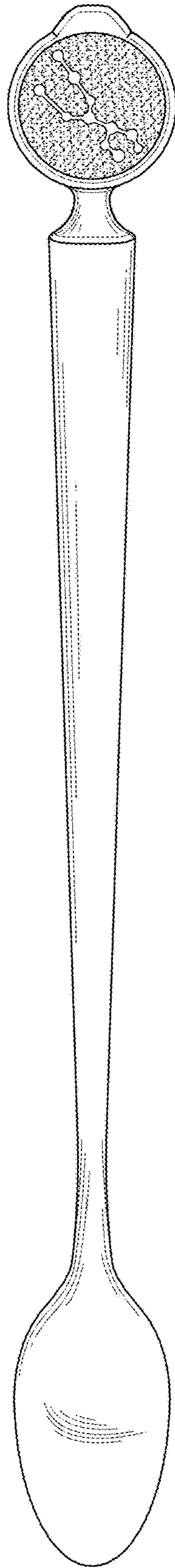


FIG. 4

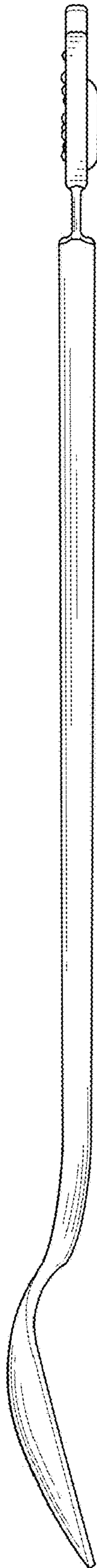


FIG. 5




FIG. 6

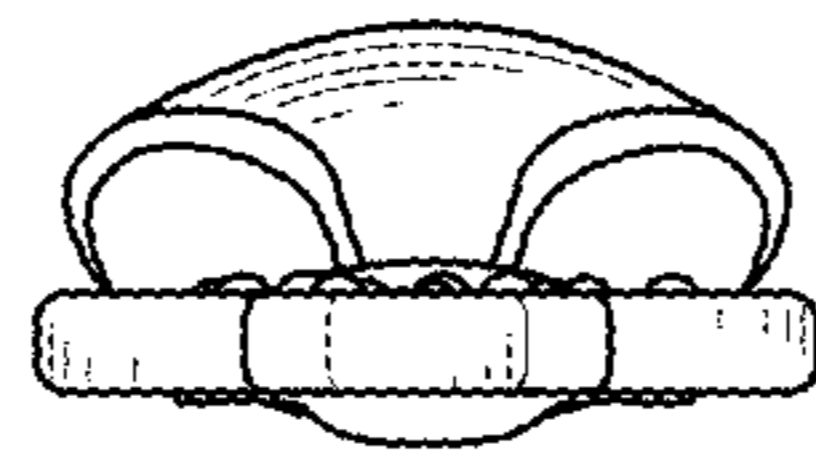


FIG. 7

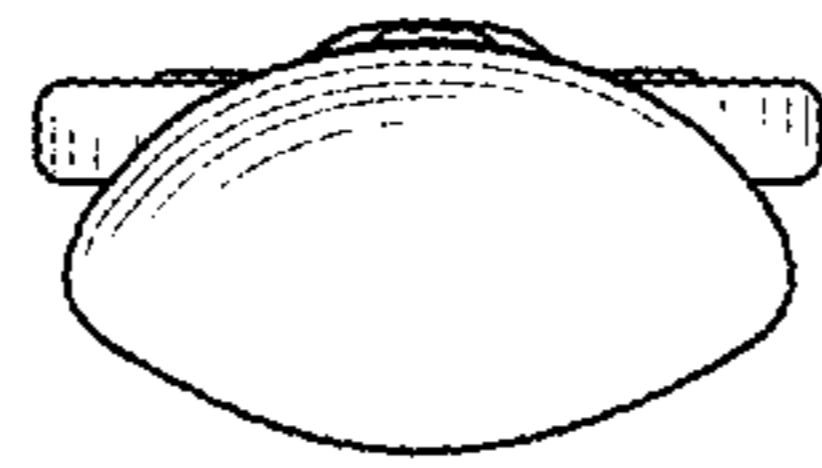


FIG. 8