



US00D908416S

(12) **United States Design Patent** (10) **Patent No.:** **US D908,416 S**
Huang et al. (45) **Date of Patent:** **** Jan. 26, 2021**

(54) **COOKING APPLIANCE**

(71) Applicant: **WHIRLPOOL CORPORATION**,
Benton Harbor, MI (US)

(72) Inventors: **XinFeng Huang**, Shenzhen (CN); **Yu Liu**, St. Joseph, MI (US); **Kyle A. Walters**, Benton Harbor, MI (US); **XunCai Zhang**, Shenzhen (CN); **Bin Huang**, Shenzhen (CN)

(73) Assignee: **Whirlpool Corporation**, Benton Harbor, MI (US)

(**) Term: **15 Years**

(21) Appl. No.: **29/695,604**

(22) Filed: **Jun. 20, 2019**

(51) **LOC (13) Cl.** **07-02**

(52) **U.S. Cl.**
USPC **D7/347**

(58) **Field of Classification Search**
USPC D7/323, 328, 329, 330, 339, 340, 341, D7/342, 343, 344, 345, 346, 347, 348, D7/349, 351, 352, 365, 367, 390, 402, D7/403, 404, 405, 406, 407, 408, 409, D7/410, 411, 538, 543, 554.1, 554.2, 585
CPC A21B 1/00; A21B 1/52; A21B 5/00; A21B 3/13; A21B 3/131; A21B 3/133; A21B 3/138; A21B 3/15; A21B 5/023; A47J 37/00; A47J 37/04; A47J 37/06; A47J 37/0623; A47J 37/0611; A47J 37/067; A47J 37/0605; A47J 37/0629; A47J 37/0676; A47J 27/60; A47J 27/62; A47J 36/022; A47J 36/025; A47J 36/027; A47G 19/02; A47G 19/027; A47G 19/22; F24C 1/00; F24C 3/00; F24C 3/002; F24C 3/008; F24C 5/00; F24C 7/00; F24C 7/002; F24C 7/043; F24C 7/062; F24C 11/00; F24C 15/02; F24C 15/04; F24C 15/10

See application file for complete search history.

(56) **References Cited**

U.S. PATENT DOCUMENTS

D329,164 S *	9/1992	Edman	D7/351
D338,801 S *	8/1993	Hessen	D7/351
D455,046 S *	4/2002	Hwang	D7/405
D584,101 S *	1/2009	Kim	D7/351
D717,581 S *	11/2014	Kim	D7/351
D764,229 S *	8/2016	Chung	D7/405
D772,645 S *	11/2016	Kim	D7/405
D774,355 S *	12/2016	Roberson	D7/406
D781,638 S *	3/2017	Chung	D7/351
D794,389 S *	8/2017	Hessen	D7/405
D813,591 S *	3/2018	Baacke	D7/339

(Continued)

OTHER PUBLICATIONS

1.1 cu. ft. Low Profile Microwave Hood Combination, announced 2019 [online], retrieved Jun. 3, 2020, retrieved from internet, <https://www.whirlpool.com/kitchen/cooking/microwaves/over-the-range/p.1.1-cu.-ft.-low-profile-microwave-hood-combination.wml155011hb.html>.*

Primary Examiner — Dana K Weiland
Assistant Examiner — Messina L Smith

(74) *Attorney, Agent, or Firm* — Price Heneveld LLP

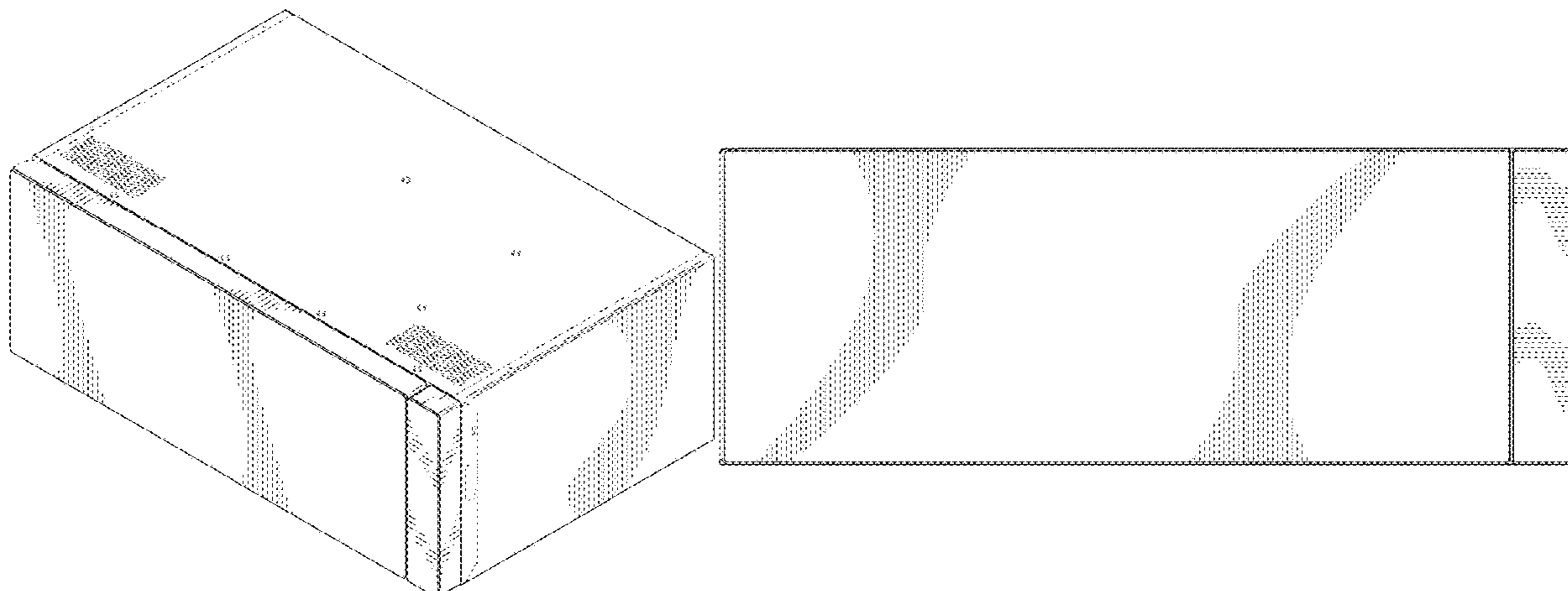
(57) **CLAIM**

The ornamental design for a cooking appliance, as shown and described.

DESCRIPTION

FIG. 1 is a perspective view of a cooking appliance according to the design;
FIG. 2 is a front elevation view thereof;
FIG. 3 is a back elevation view thereof;
FIG. 4 is a right side elevation view thereof;
FIG. 5 is a left side elevation view thereof;
FIG. 6 is a top plan view thereof; and,
FIG. 7 is a bottom plan view thereof.

(Continued)



The portions of the cooking appliance shown in even broken line form no part of the claimed design.

1 Claim, 6 Drawing Sheets

(56)

References Cited

U.S. PATENT DOCUMENTS

D821,798	S	*	7/2018	Jeon	D7/339
D823,043	S	*	7/2018	Jeon	D7/339
D829,051	S	*	9/2018	Kim	D7/407
D836,376	S	*	12/2018	Kim	D7/351
D836,378	S	*	12/2018	Kim	D7/351
D850,852	S	*	6/2019	Jeon	D7/402
D859,053	S	*	9/2019	Baacke	D7/339
D861,426	S	*	10/2019	Kang	D7/405
D862,165	S	*	10/2019	Jung	D7/405
D871,135	S	*	12/2019	Sadtler	D7/399
D873,064	S	*	1/2020	Kim	D7/351
D880,218	S	*	4/2020	Kim	D7/349
2005/0173399	A1	*	8/2005	Yoshidome	H05B 6/763 219/403
2009/0289057	A1	*	11/2009	Yoshidome	H05B 6/6414 219/725
2017/0328577	A1	*	11/2017	Reinhard-Herrscher	F24C 15/006
2018/0045420	A1	*	2/2018	Yeo	F24C 7/00
2018/0153004	A1	*	5/2018	Jang	H05B 6/766

* cited by examiner

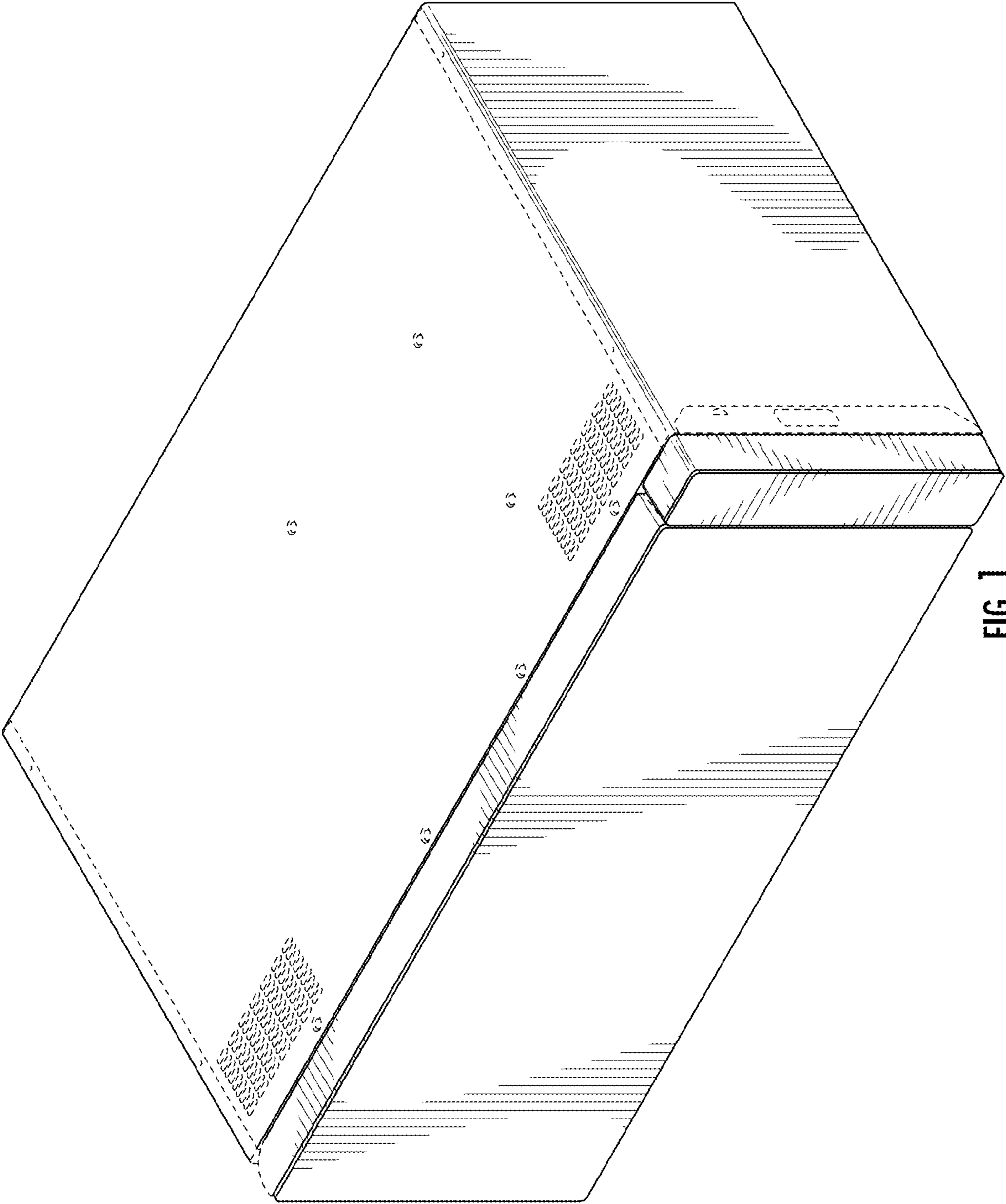


FIG. 1

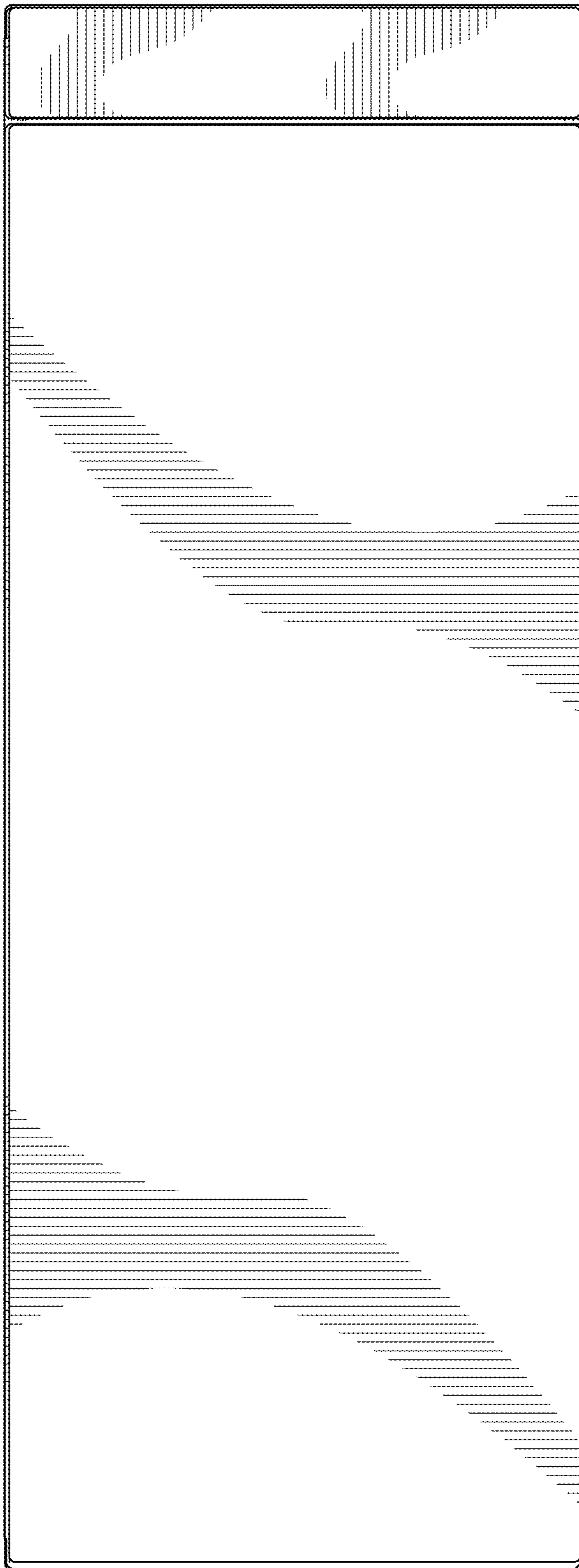


FIG. 2




FIG. 3




FIG. 4

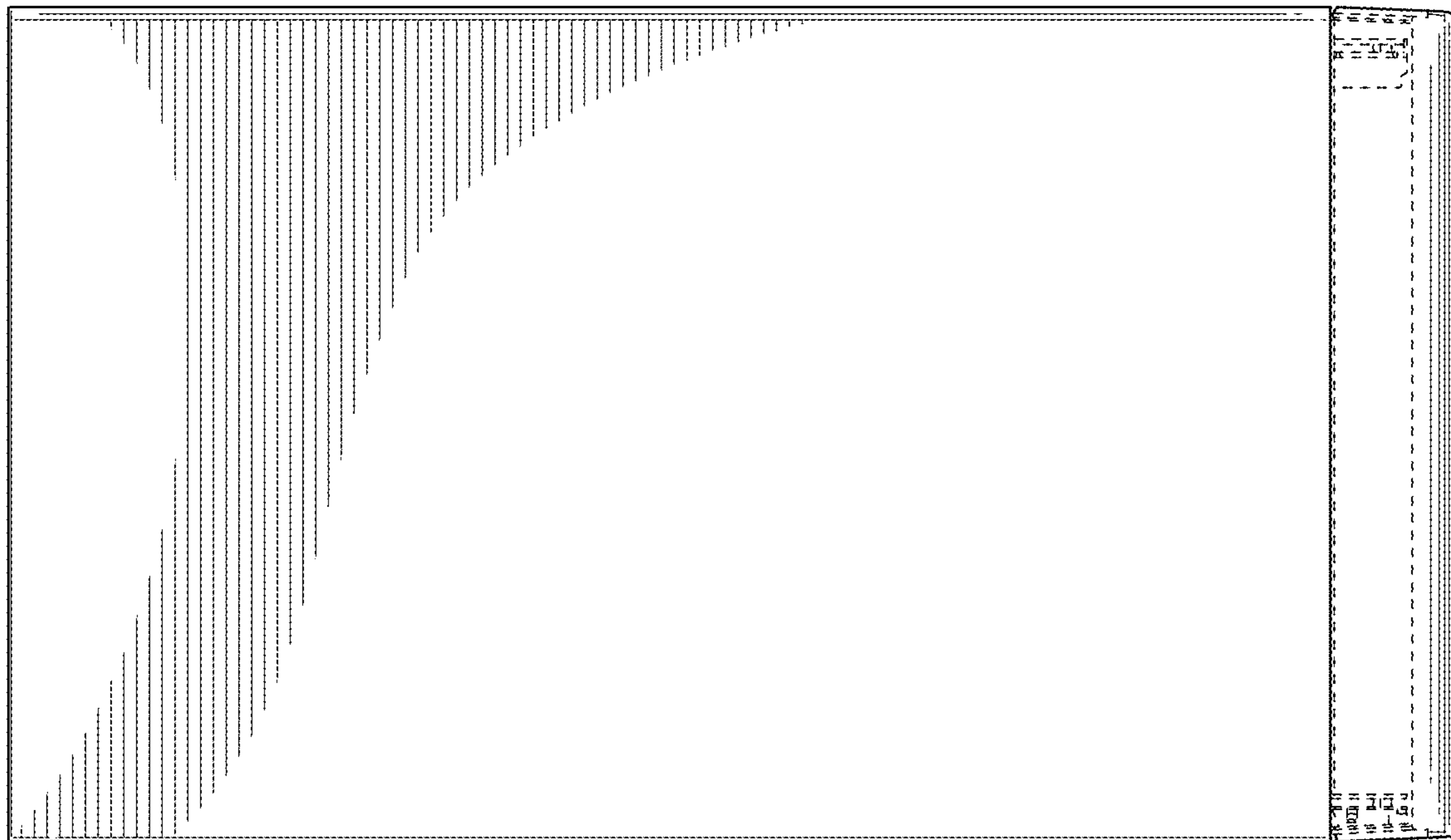


FIG. 5




FIG. 6




FIG. 7