



US00D908397S

(12) **United States Design Patent**  
**Yang**

(10) **Patent No.:** **US D908,397 S**

(45) **Date of Patent:** **\*\* Jan. 26, 2021**

(54) **MATTRESS**

(71) Applicant: **Li Yang**, Changzhou (CN)

(72) Inventor: **Li Yang**, Changzhou (CN)

(\*\*) Term: **15 Years**

(21) Appl. No.: **29/701,869**

(22) Filed: **Aug. 15, 2019**

(51) **LOC (13) Cl.** ..... **06-09**

(52) **U.S. Cl.**  
USPC ..... **D6/605**

(58) **Field of Classification Search**  
USPC ..... D6/582-583, 587-592, 595-609,  
D6/617-622; D21/803-809; D24/183  
CPC ..... A47G 9/00; A47G 2009/001; A47G  
2009/002; A47G 2009/003; A47G  
2009/005; A47G 2009/006; A47G 9/02;  
A47G 9/0207; A47G 9/0215; A47G  
9/0223; A47G 9/023; A47G 9/0238;  
A47G 9/0246; A47G 9/0253; A47G  
9/0261; A47G 9/06; A47G 9/062; A47G  
9/066; A47G 9/068; A47G 9/08; A47G  
2009/0276; A47G 9/0284; A47G 9/0292;  
A47G 9/04; A47G 9/10

See application file for complete search history.

(56) **References Cited**

**U.S. PATENT DOCUMENTS**

D776,960 S \* 1/2017 Suzuki ..... D6/605  
D804,859 S \* 12/2017 Desodt ..... D6/606

D831,382 S \* 10/2018 Huang ..... D6/596  
D853,151 S \* 7/2019 Huang ..... D6/596  
D856,713 S \* 8/2019 King ..... D6/605  
D863,820 S \* 10/2019 Bitzounis ..... D6/596  
D865,403 S \* 11/2019 Morrison ..... D6/605  
D891,148 S \* 7/2020 Andreasyan ..... D6/597

\* cited by examiner

*Primary Examiner* — Jennifer L Rempfer

(74) *Attorney, Agent, or Firm* — Law Offices of Steven  
W. Weinrieb

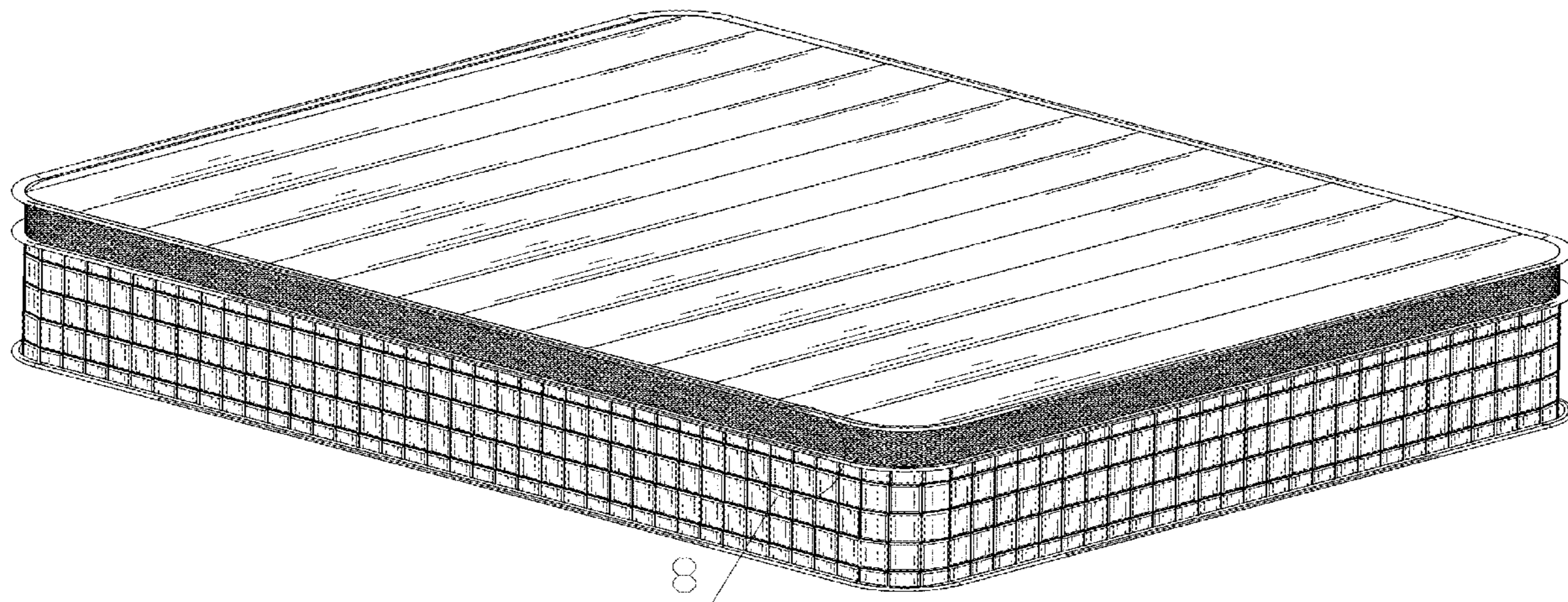
(57) **CLAIM**

The ornamental design for a mattress, as shown and  
described.

**DESCRIPTION**

FIG. 1 is a front, right side, top perspective view of a  
mattress showing my new design;  
FIG. 2 is a front elevational view thereof;  
FIG. 3 is a rear elevational view thereof;  
FIG. 4 is a left side elevational view thereof;  
FIG. 5 is a right side elevational view thereof;  
FIG. 6 is a top plan view thereof;  
FIG. 7 is a bottom plan view thereof;  
FIG. 8 is an enlarged view of the encircled region 8 shown  
in FIG. 1;  
FIG. 9 is an enlarged view of the encircled region 9 shown  
in FIG. 2; and,  
FIG. 10 is an enlarged view of the encircled region 10 shown  
in FIG. 7.

**1 Claim, 10 Drawing Sheets**



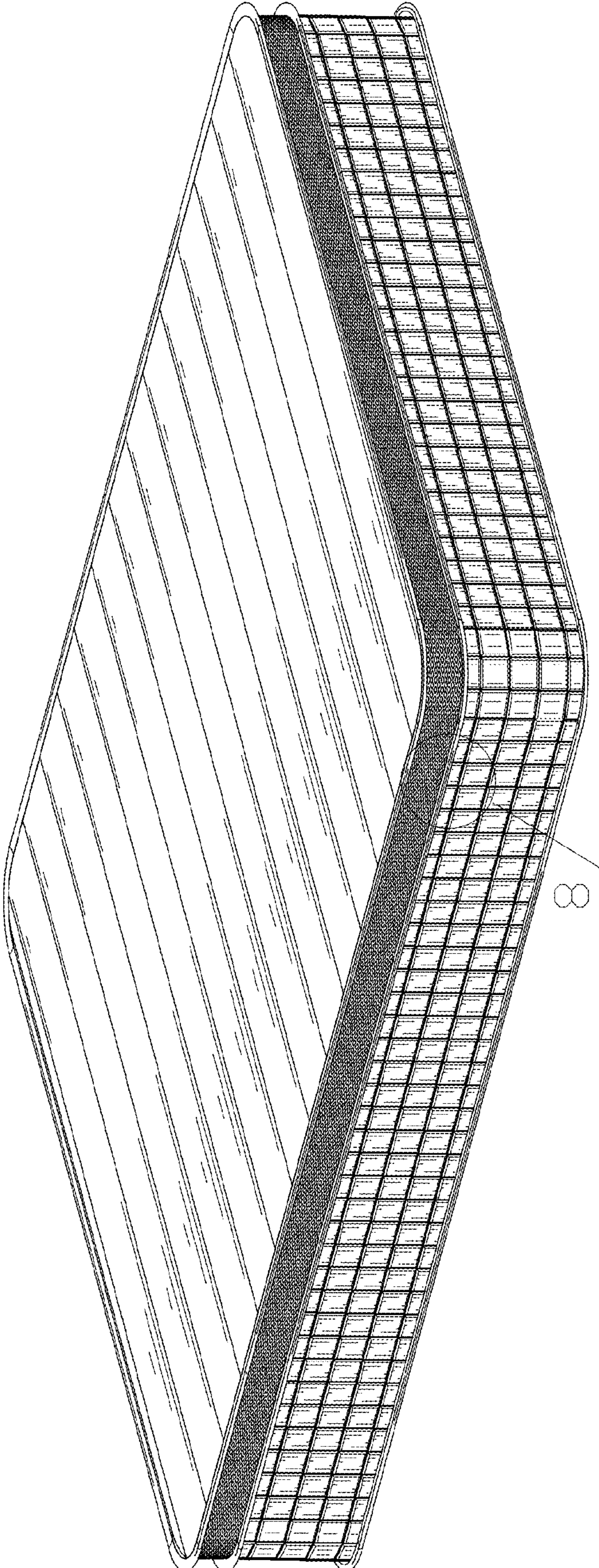


FIG.1

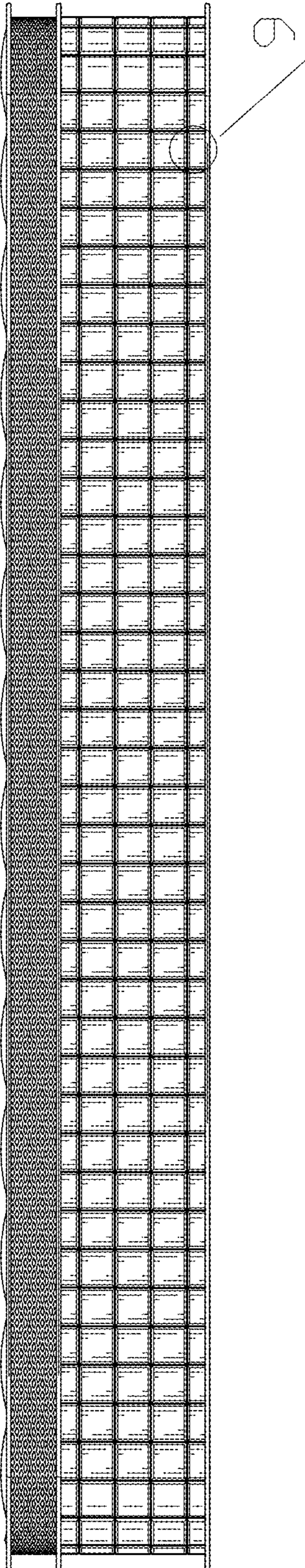


FIG. 2




FIG. 3




FIG. 4




FIG. 5

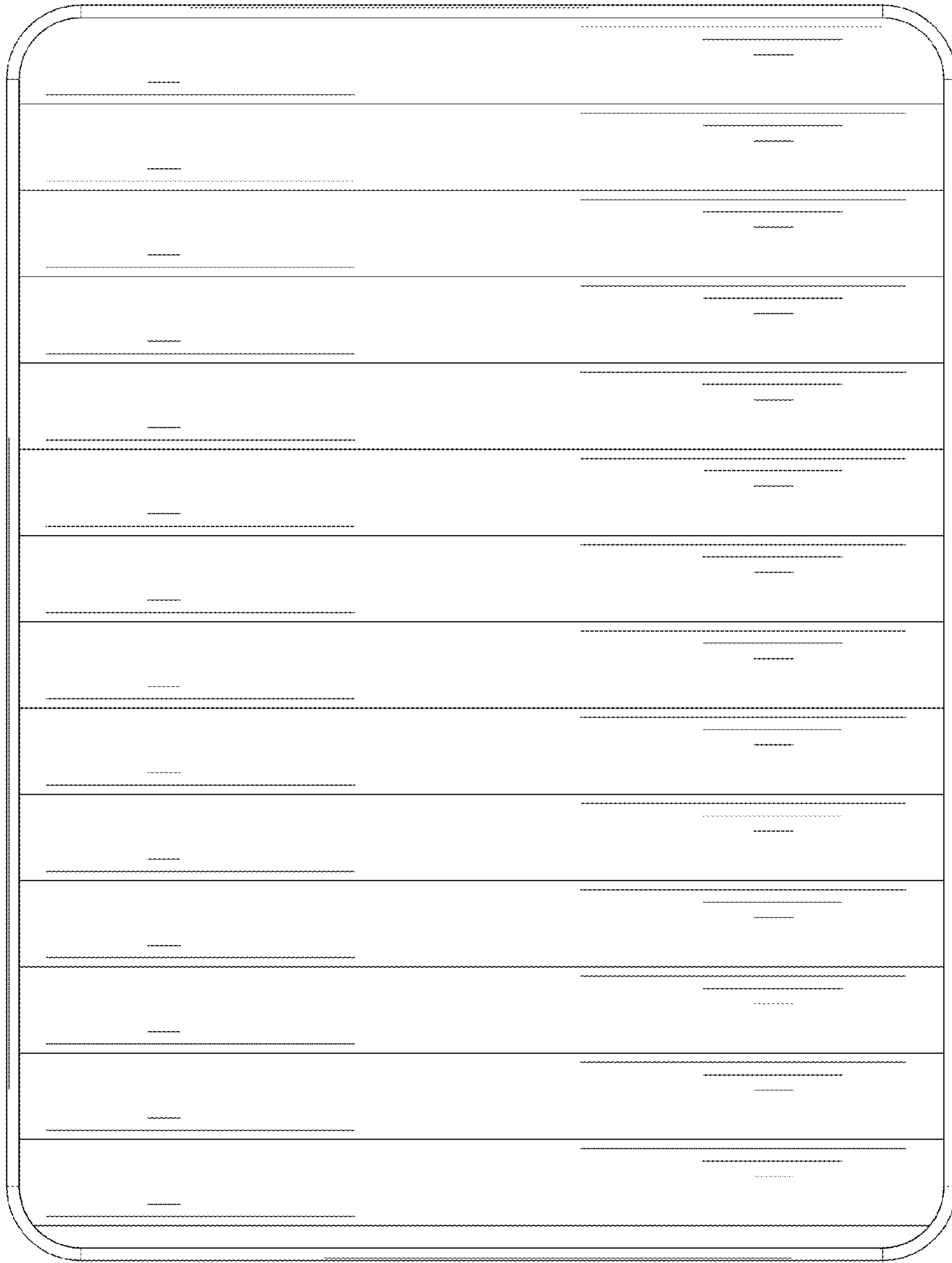


FIG. 6




FIG. 7



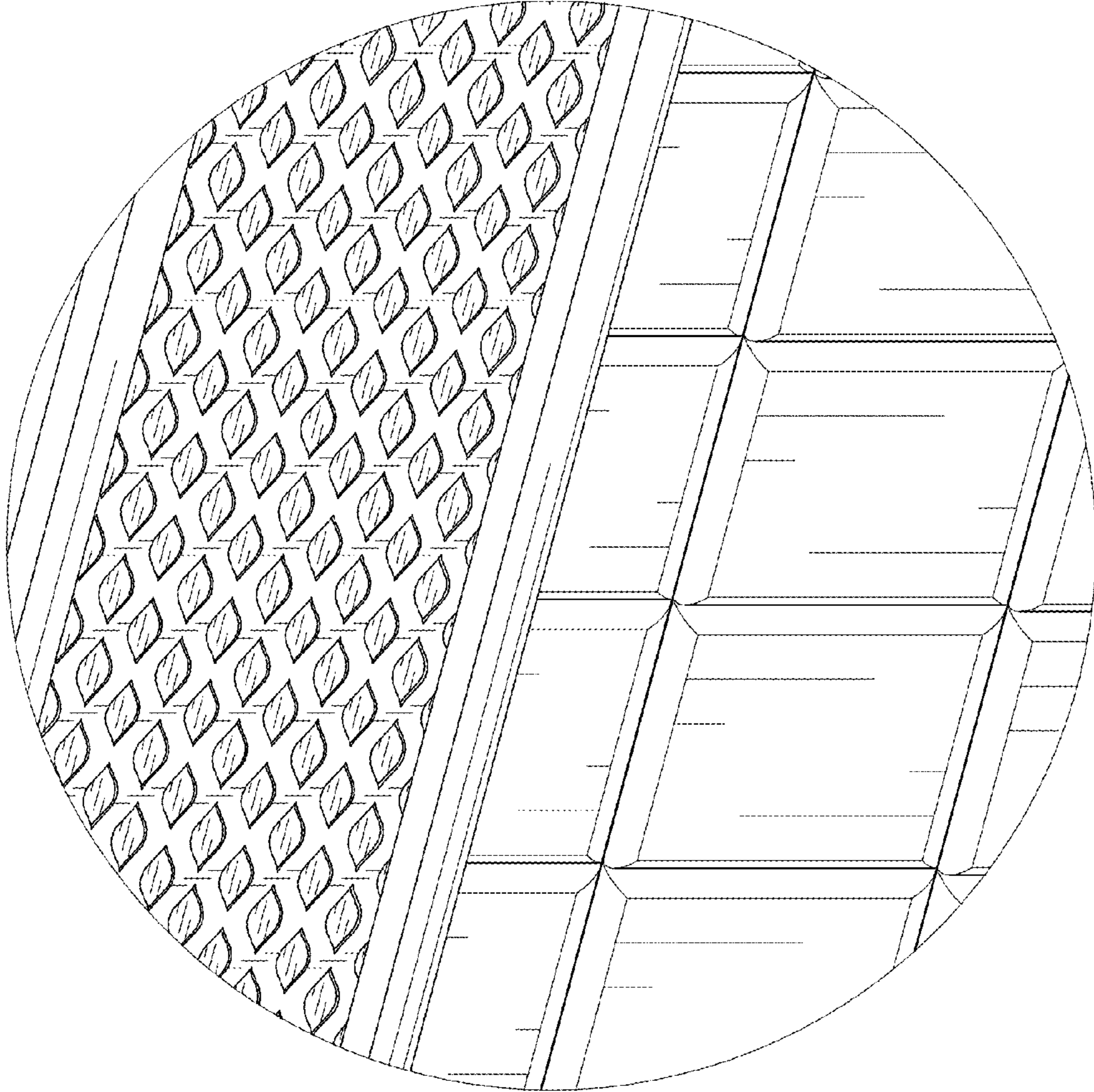


FIG. 8

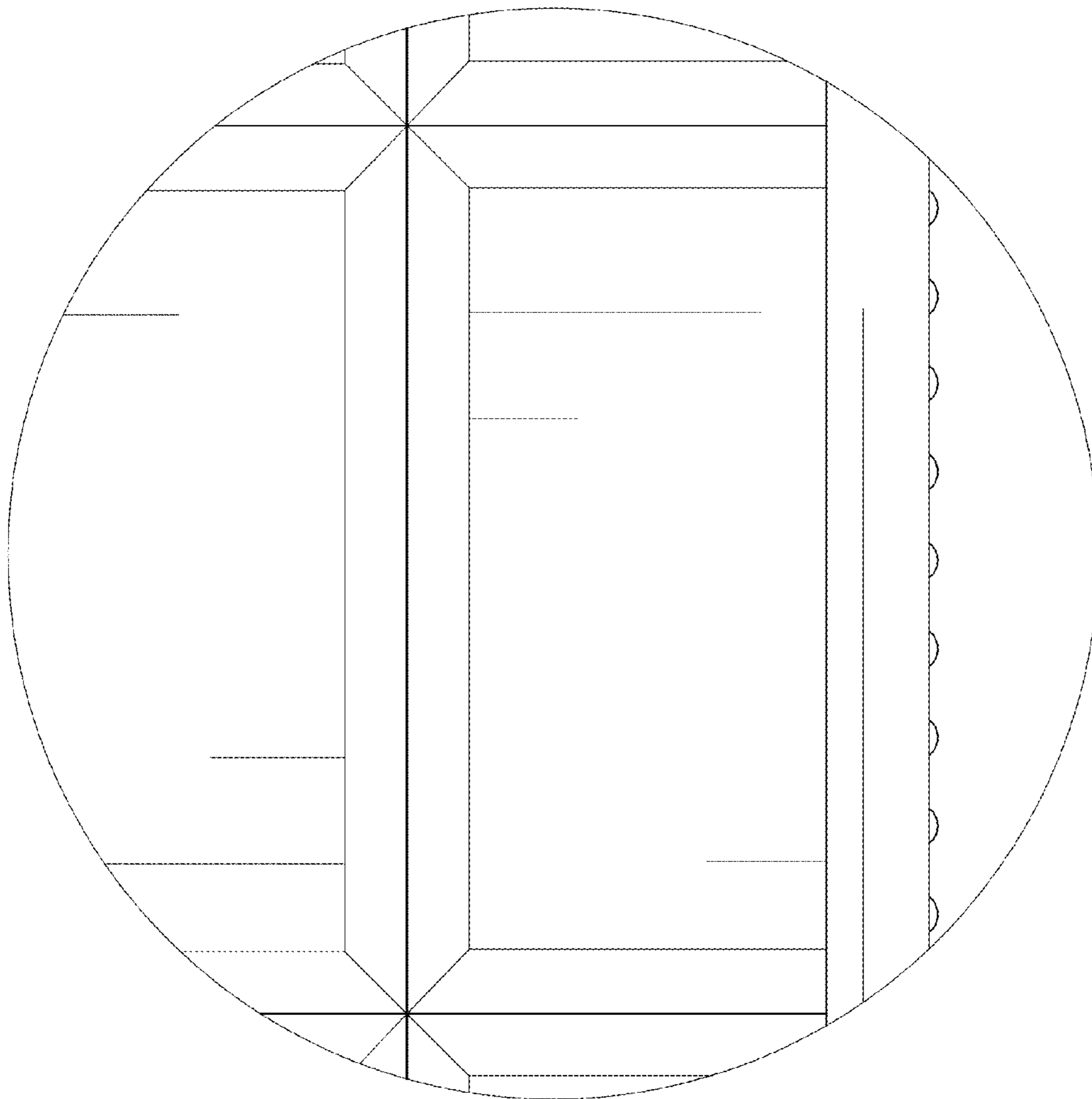


FIG. 9

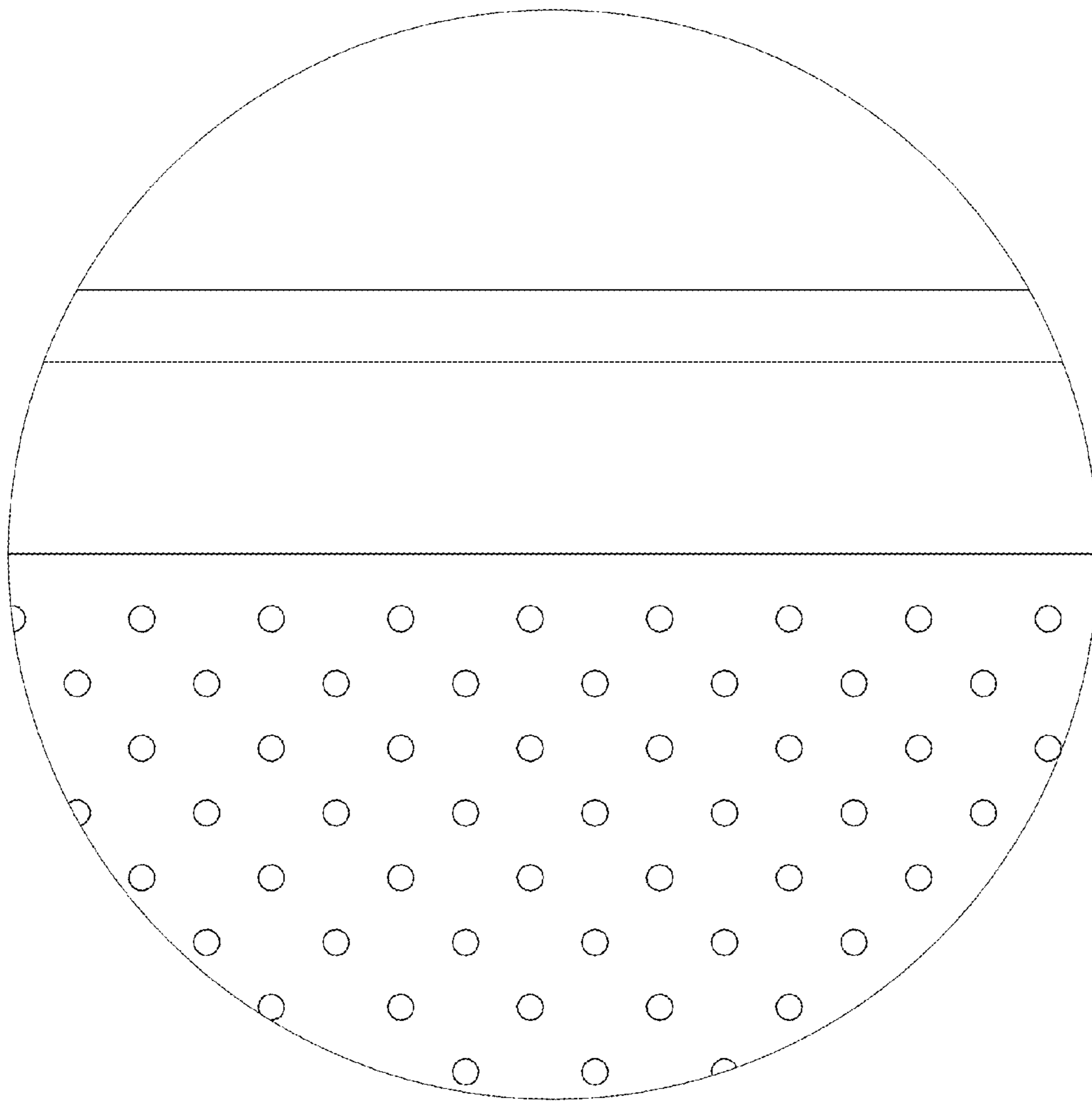


FIG.10