



US00D908350S

(12) **United States Design Patent** (10) **Patent No.:** **US D908,350 S**
Huang (45) **Date of Patent:** **** Jan. 26, 2021**

(54) **HANDBAG**
(71) Applicant: **Jessica Huang**, Flushing, NY (US)
(72) Inventor: **Jessica Huang**, Flushing, NY (US)
(**) Term: **15 Years**
(21) Appl. No.: **29/706,718**
(22) Filed: **Sep. 23, 2019**
(51) **LOC (13) Cl.** **03-01**
(52) **U.S. Cl.**
USPC **D3/246**
(58) **Field of Classification Search**
USPC D3/232–233, 240–243, 245–246; D5/59,
D5/99
CPC .. A45C 1/024; A45C 3/06; A45C 3/08; B65H
37/06
See application file for complete search history.

D561,467 S 2/2008 Maier
D581,158 S 11/2008 Hermann
D581,659 S 12/2008 Sassi
D582,671 S 12/2008 Harvey
D607,214 S 1/2010 Brooks
D624,311 S * 9/2010 Krakoff D3/232
D637,033 S 5/2011 Passariello D6/608
D646,789 S 10/2011 Barth E04G 21/30
D24/189
D654,600 S 2/2012 Devine E04G 21/30
D25/138
D669,292 S 10/2012 Mekpongsatorn B65H 37/06
D6/613
D673,802 S 1/2013 Wilson D6/608
D679,333 S 4/2013 Jabara D20/27
D685,195 S 7/2013 Maier
8,769,743 B2 7/2014 Sanders
D717,039 S * 11/2014 Sassi D3/232

(Continued)

Primary Examiner — Holly H Baynham
(74) *Attorney, Agent, or Firm* — Shlesinger, Arkwright & Garvey LLP

(56) **References Cited**
U.S. PATENT DOCUMENTS

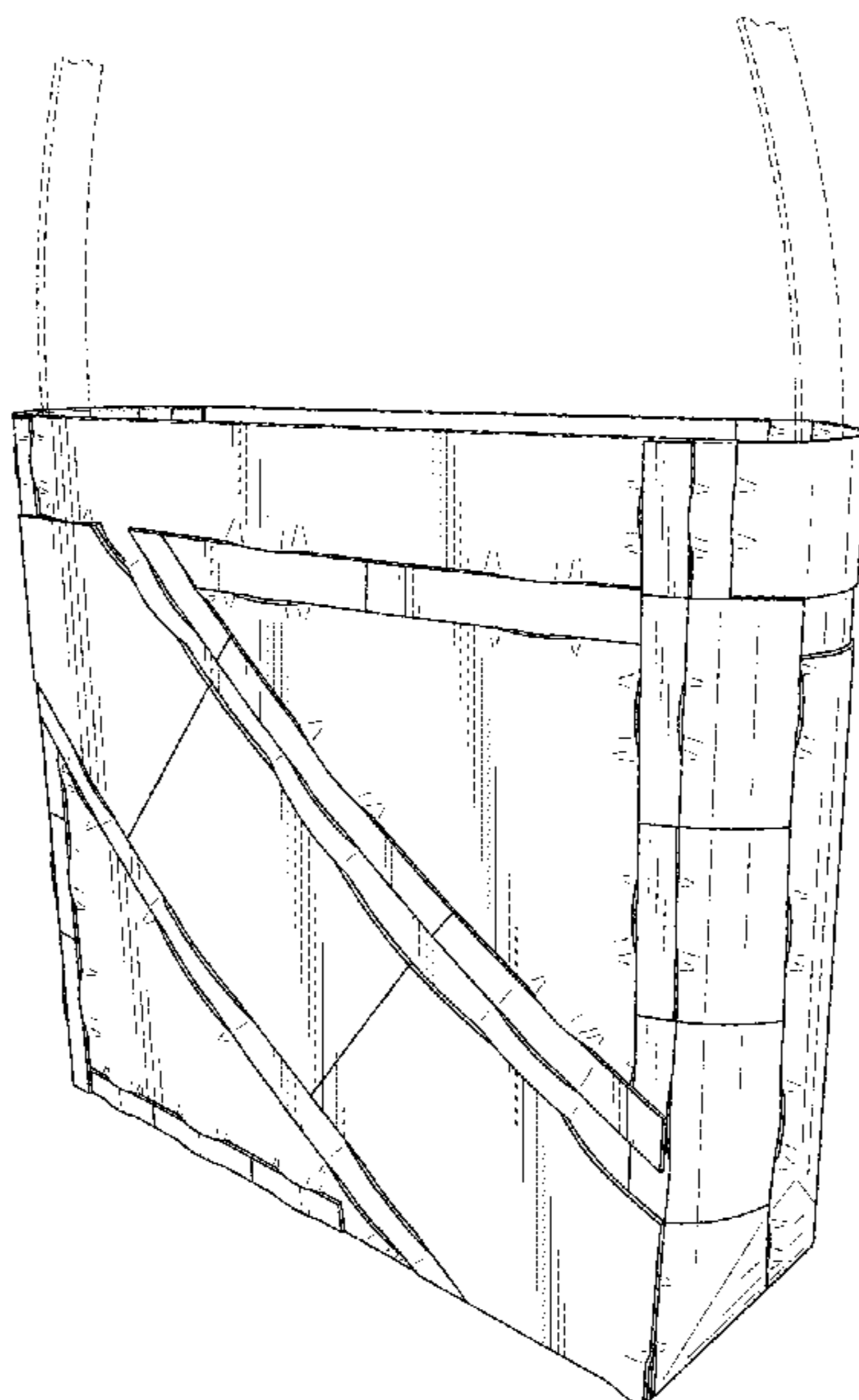
1,096,865 A	5/1914	Samuel	
2,126,711 A	8/1938	Atwood	
2,260,052 A	10/1941	Passavant	
D133,454 S	8/1942	Tashman	
D177,202 S	3/1956	Wilde	
D202,020 S	8/1965	Marghab	D6/616
4,097,631 A	6/1978	Wilken	
4,646,666 A	3/1987	Burner	
D415,792 S	10/1999	Oren	D19/1
D430,971 S	9/2000	Harvey et al.	
D470,705 S	2/2003	Tweel	D6/616
6,539,983 B2	4/2003	Khokar	
D506,099 S	6/2005	Muse	D6/608
6,904,855 B2	6/2005	Xu	
D526,485 S	8/2006	Harvey	
D532,604 S	11/2006	Harvey	
D548,459 S	8/2007	Harvey	
D559,538 S	1/2008	Dew	
D560,353 S	1/2008	Harvey	

(57) **CLAIM**
The ornamental design for a handbag, as shown and described.

DESCRIPTION

FIG. 1 is a perspective view of a handbag, showing my new design;
FIG. 2 is a front view of the handbag of FIG. 1;
FIG. 3 is a rear view of the handbag of FIG. 1;
FIG. 4 is a top view of the handbag of FIG. 1;
FIG. 5 is a bottom top view of the handbag of FIG. 1;
FIG. 6 is a left side view of the handbag of FIG. 1; and,
FIG. 7 is a right side view of the handbag of FIG. 1.
The broken lines in the drawings illustrate unclaimed portions of the Handbag only, and form no part of the claimed design.

1 Claim, 5 Drawing Sheets



(56)

References Cited

U.S. PATENT DOCUMENTS

D726,420	S	*	4/2015	Cordovana	D5/99
D727,429	S		4/2015	Boyer	D20/27
D739,641	S		9/2015	Angeletti		
D769,615	S	*	10/2016	Sassi	D3/232
D770,813	S		11/2016	Furstenburg	D6/608
D785,323	S		5/2017	Maier		
D803,418	S		11/2017	Annibale	D25/58
D824,181	S		7/2018	Rivetti		
D831,388	S		10/2018	Rus	D6/610
D834,815	S	*	12/2018	Barlier	D3/246
D847,539	S		5/2019	Rus	D6/610
D854,827	S		7/2019	Yuan		
D862,071	S	*	10/2019	Winters Giesting	D3/232
D874,824	S		2/2020	Cardis	D3/299
D889,141	S		7/2020	Anderson	G01V 8/10 D5/99
2008/0041150	A1		2/2008	Lohr	G01V 8/10 73/159
2014/0004296	A1		1/2014	Khokar		
2014/0224391	A1		8/2014	Muxlow	B65H 37/06 150/154
2017/0183883	A1		6/2017	Rus	E04G 21/30
2017/0183884	A1		6/2017	Rus	E04G 21/30

* cited by examiner

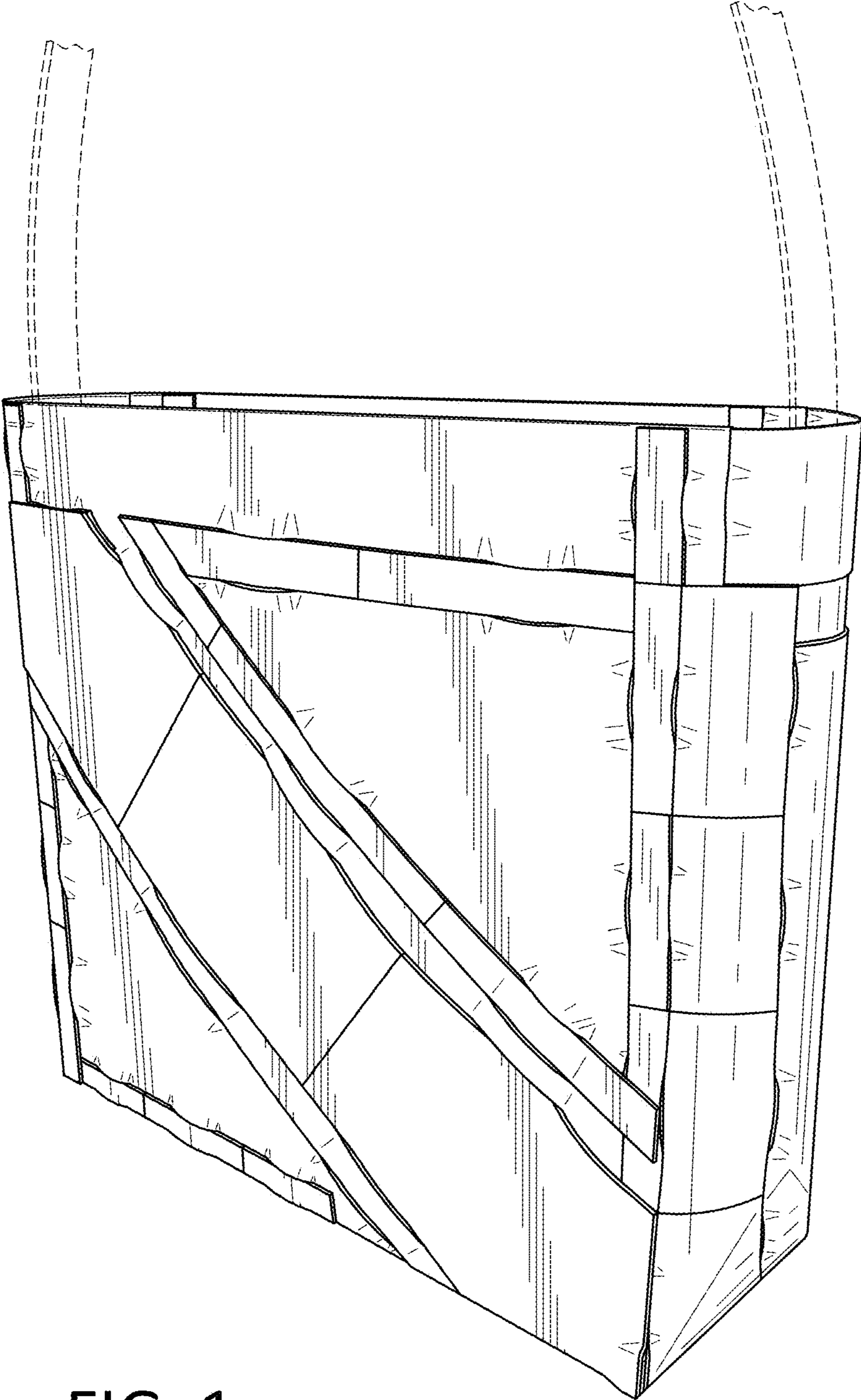


FIG. 1

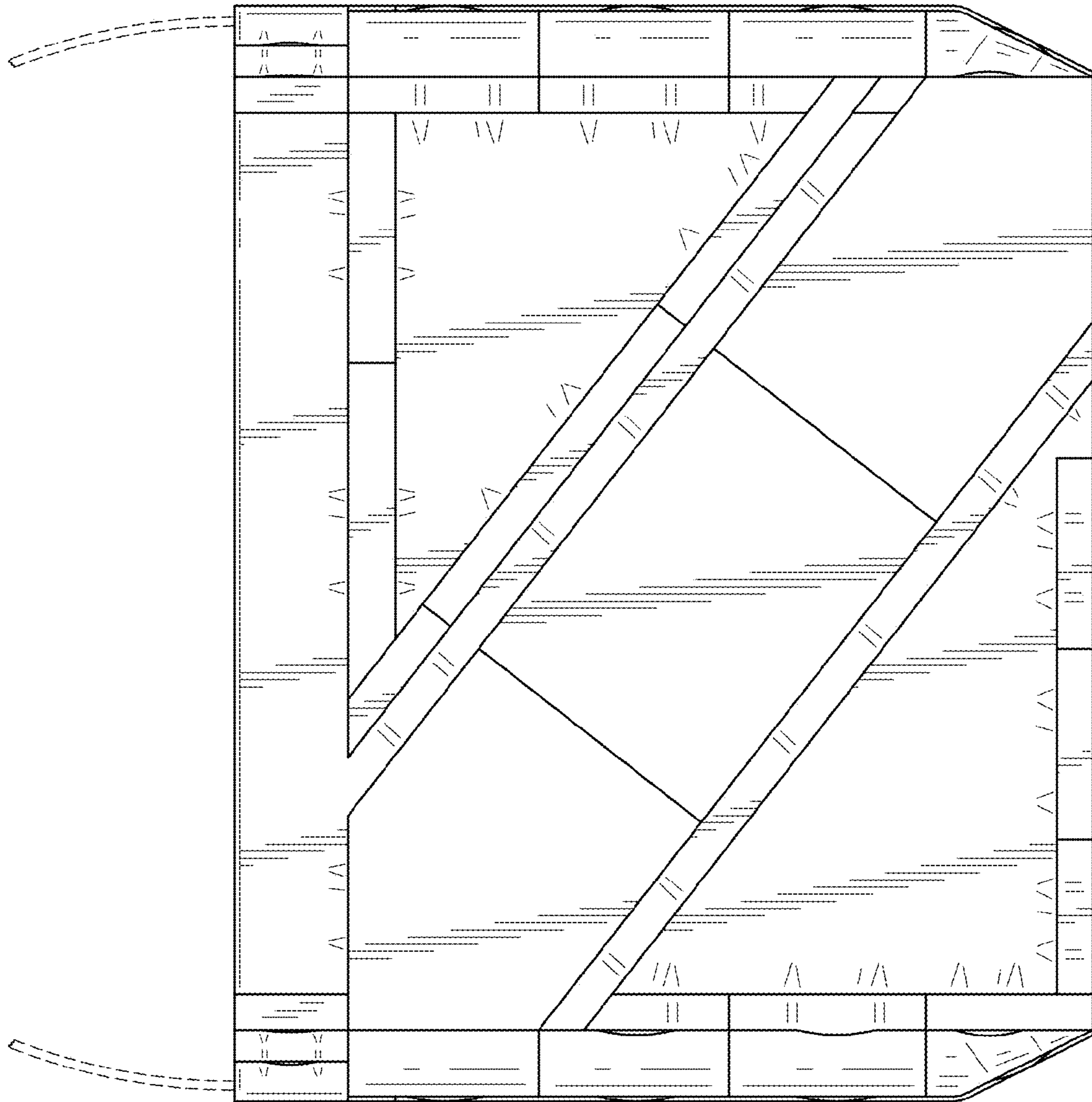


FIG. 2

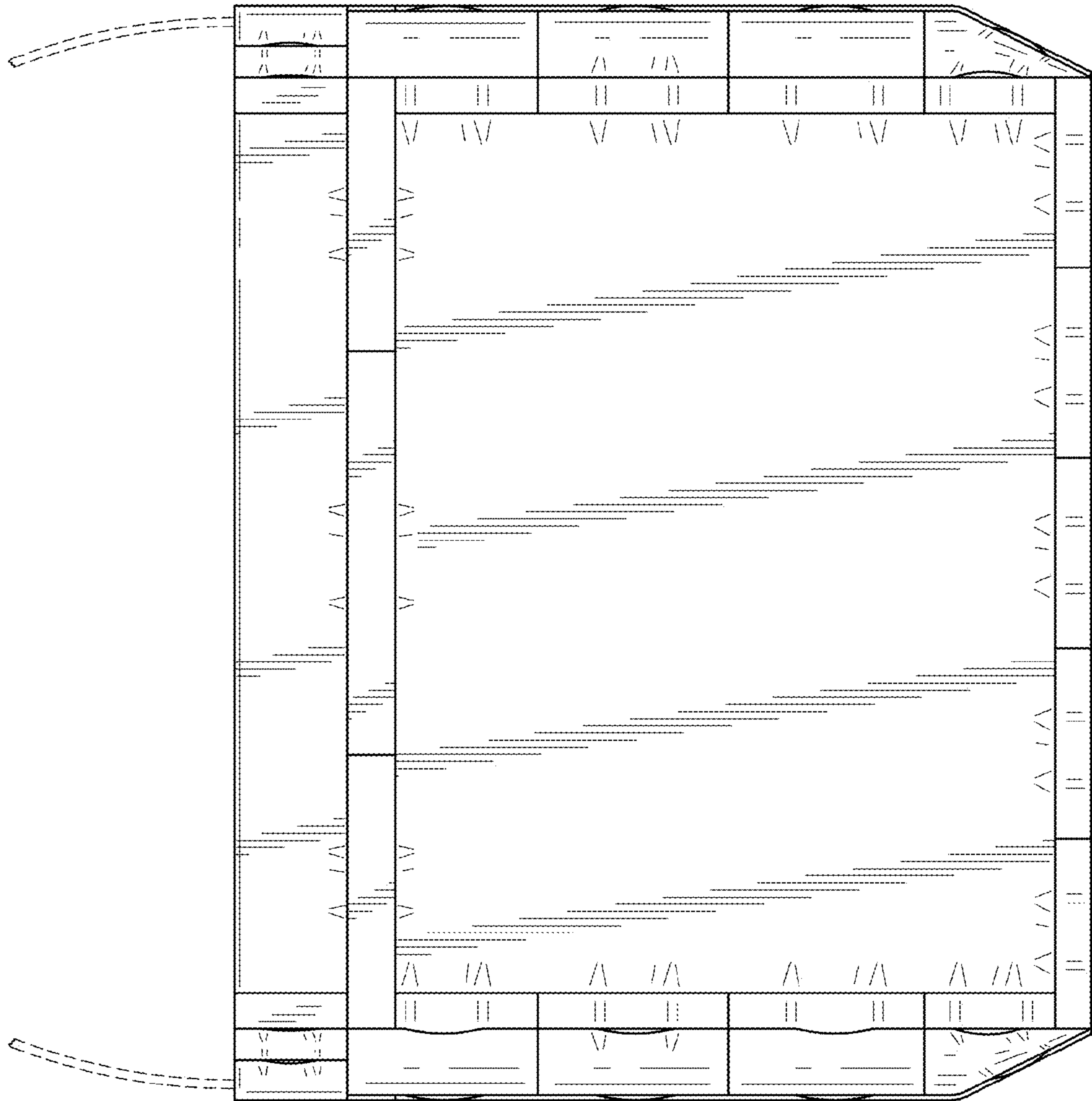


FIG. 3

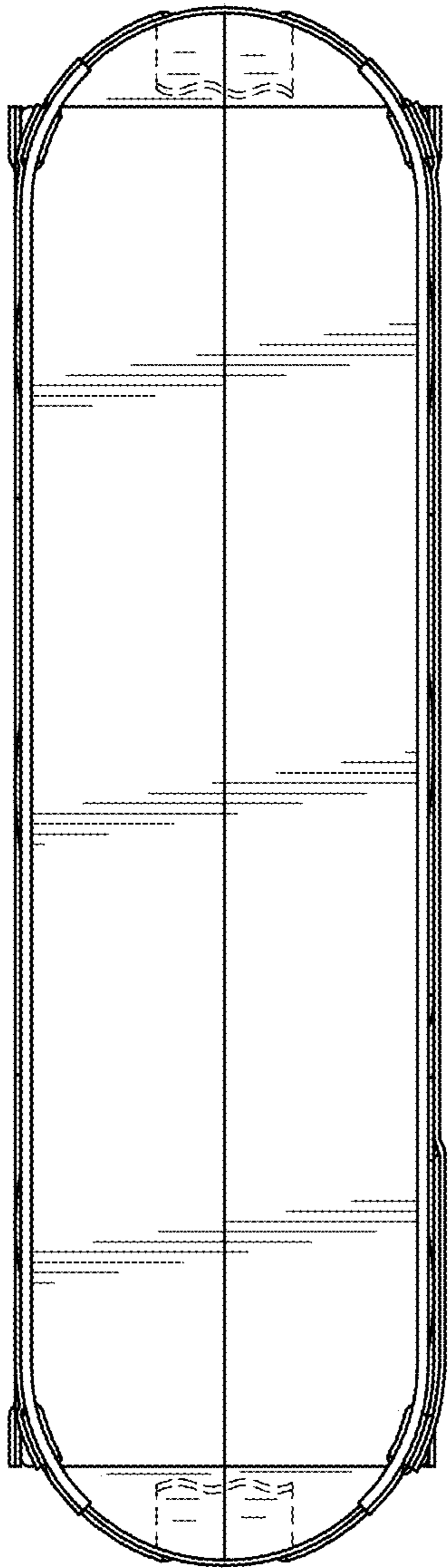


FIG. 4

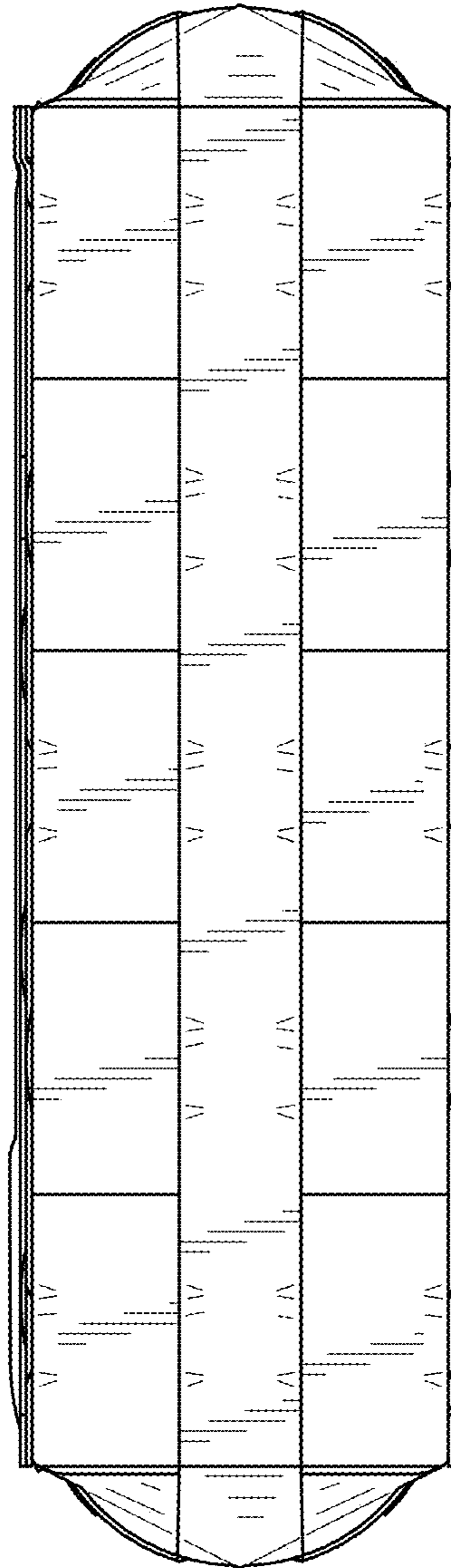


FIG. 5

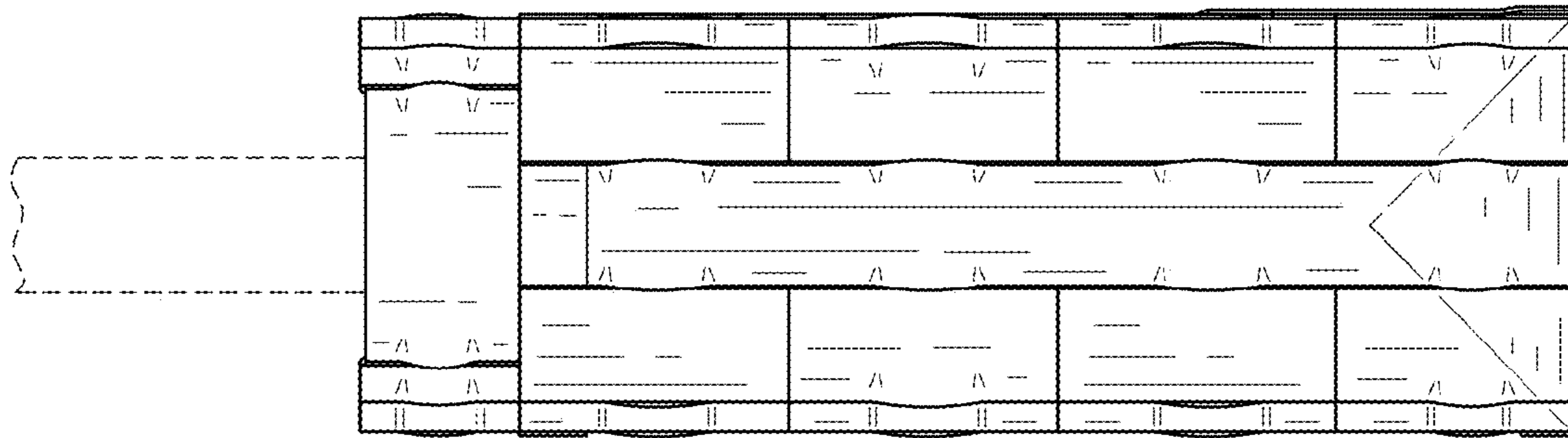


FIG. 7

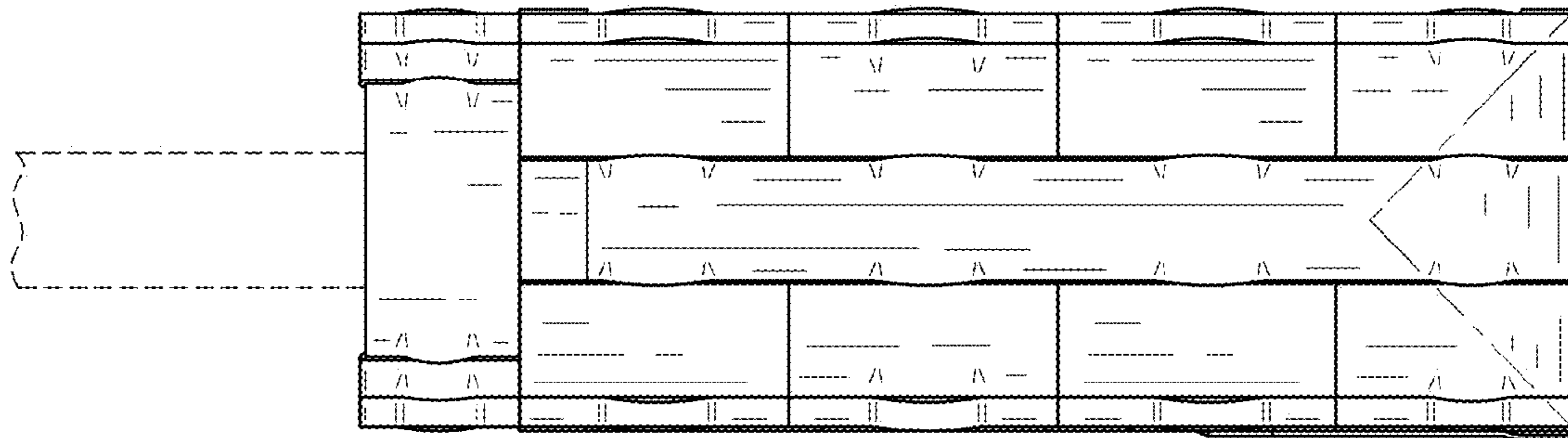


FIG. 6