



US00D908340S

(12) **United States Design Patent**
Seamarks

(10) **Patent No.:** **US D908,340 S**

(45) **Date of Patent:** **** Jan. 26, 2021**

- (54) **SHOE**
- (71) Applicant: **NIKE, Inc.**, Beaverton, OR (US)
- (72) Inventor: **Karl Seamarks**, Portland, OR (US)
- (73) Assignee: **NIKE, Inc.**, Beaverton, OR (US)
- (**) Term: **15 Years**
- (21) Appl. No.: **29/691,693**
- (22) Filed: **May 17, 2019**
- (51) **LOC (13) Cl.** **02-04**
- (52) **U.S. Cl.**
USPC **D2/973**
- (58) **Field of Classification Search**
USPC D2/896, 902, 904, 906–908, 944, 969,
D2/972–974; D5/47, 49, 50, 53, 54, 56,
D5/60
CPC ... A43B 13/181; A43B 13/141; A43B 13/186;
A43B 13/188; A43B 23/00; A43B 23/02;
A43B 5/00; A43B 23/26; A43B 1/04;
A43B 11/14; A43B 7/00; A43B 3/12;
A43C 3/00; A43C 5/00; A43C 7/00;
A43C 11/004; A43C 1/00; A43C 1/06
See application file for complete search history.

(56) **References Cited**

U.S. PATENT DOCUMENTS

D364,499 S *	11/1995	Avar	D2/970
D365,201 S *	12/1995	Avar	D2/970
D412,053 S *	7/1999	Blakeslee	D2/972
D420,783 S *	2/2000	Brady	D2/902
D473,369 S *	4/2003	Link	D2/972
D503,270 S *	3/2005	Lee	D2/972
D505,254 S *	5/2005	Link	D2/972
D516,288 S *	3/2006	Link	D2/972
D523,626 S *	6/2006	Mueller	D2/972

D543,688 S *	6/2007	Lotti	D2/972
D610,337 S *	2/2010	Holmes	D2/972
D683,533 S *	6/2013	Williams, Jr.	D2/972
D777,416 S *	1/2017	Kuerbis	D2/972
D801,033 S *	10/2017	Lee	D2/972
D814,167 S *	4/2018	Cooke	D2/972
D819,950 S *	6/2018	Devito	D2/972
D824,651 S *	8/2018	Greenhalgh	D2/969
D852,487 S *	7/2019	Greenhalgh	D2/969
D853,104 S *	7/2019	Hardman	D2/973
D854,810 S *	7/2019	Pauk	D2/973
D855,964 S *	8/2019	Sartori	D2/972
D856,656 S *	8/2019	Avar	D2/972
D871,046 S *	12/2019	Kuerbis	D2/972
D878,737 S *	3/2020	Kuerbis	D2/973

* cited by examiner

Primary Examiner — Dominic V Simone

(74) *Attorney, Agent, or Firm* — Banner & Witcoff, Ltd.

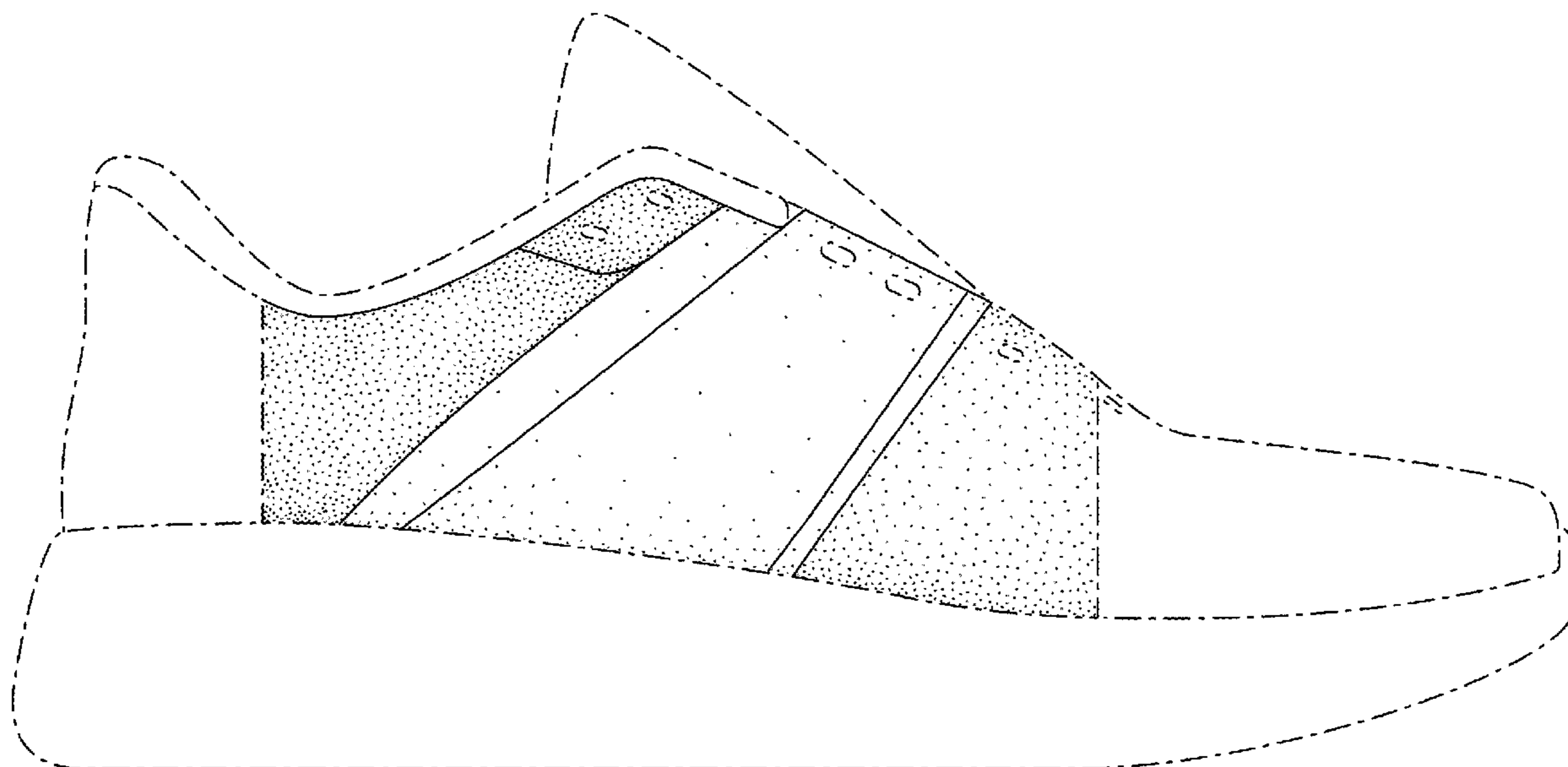
(57) **CLAIM**

The ornamental design for a shoe, as shown and described.

DESCRIPTION

FIG. 1 is a front perspective view of a shoe showing my new design;
 FIG. 2 is a side view thereof; and,
 FIG. 3 is a rear perspective view thereof.
 The broken lines immediately adjacent to the shaded areas define the bounds of the claimed design and form no part thereof. The contrast in shading between the three sections (i.e., the light stippling, medium stippling, and heavy stippling) represents a contrast in appearance only and does not represent any particular color, material, texture or finish. The broken line racetrack shaped features within the shaded area represent eyelets and form no part of the claimed design. The broken lines depicting the remainder of the shoe show features that form no part of the claimed design.

1 Claim, 3 Drawing Sheets



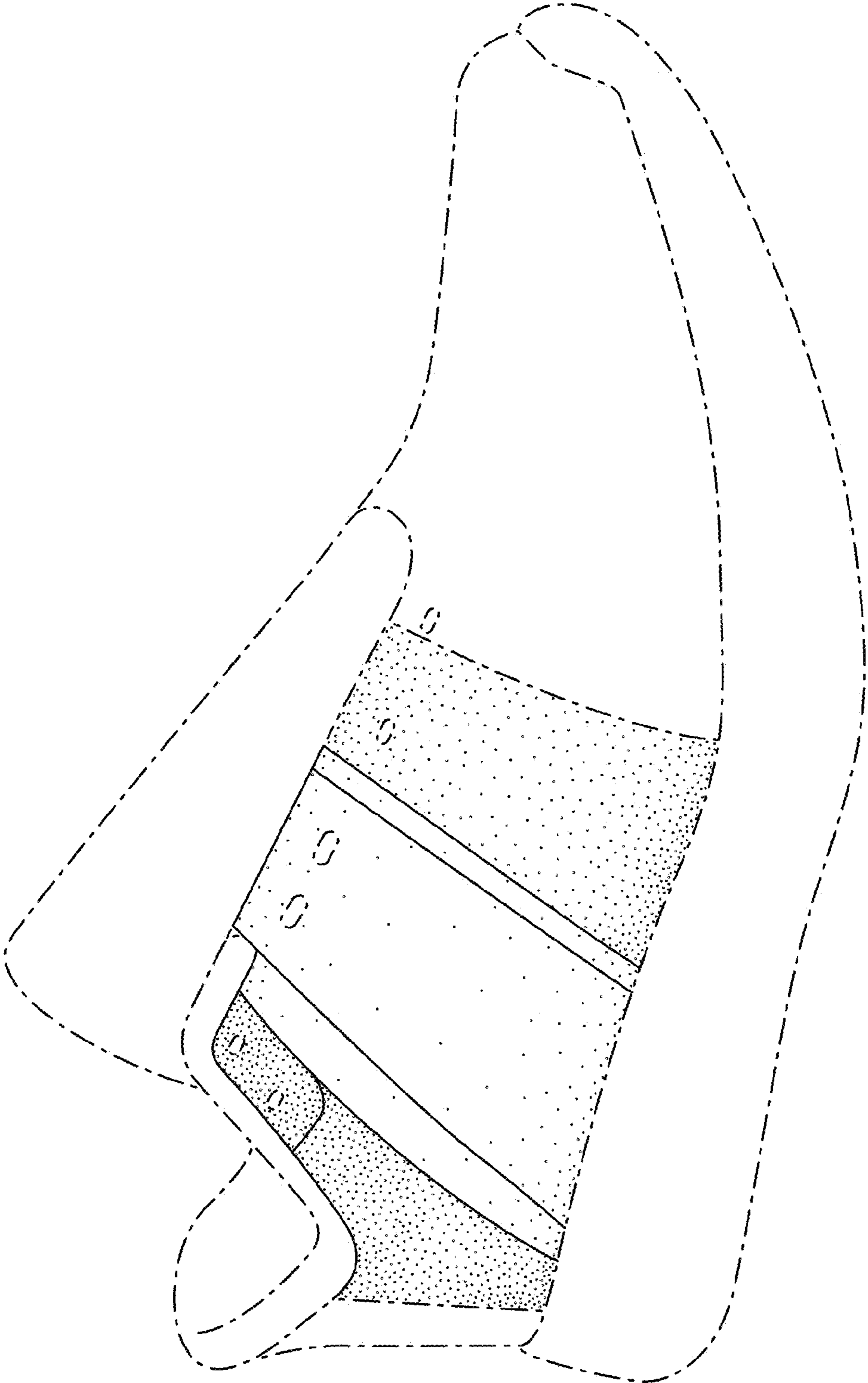


FIG. 1

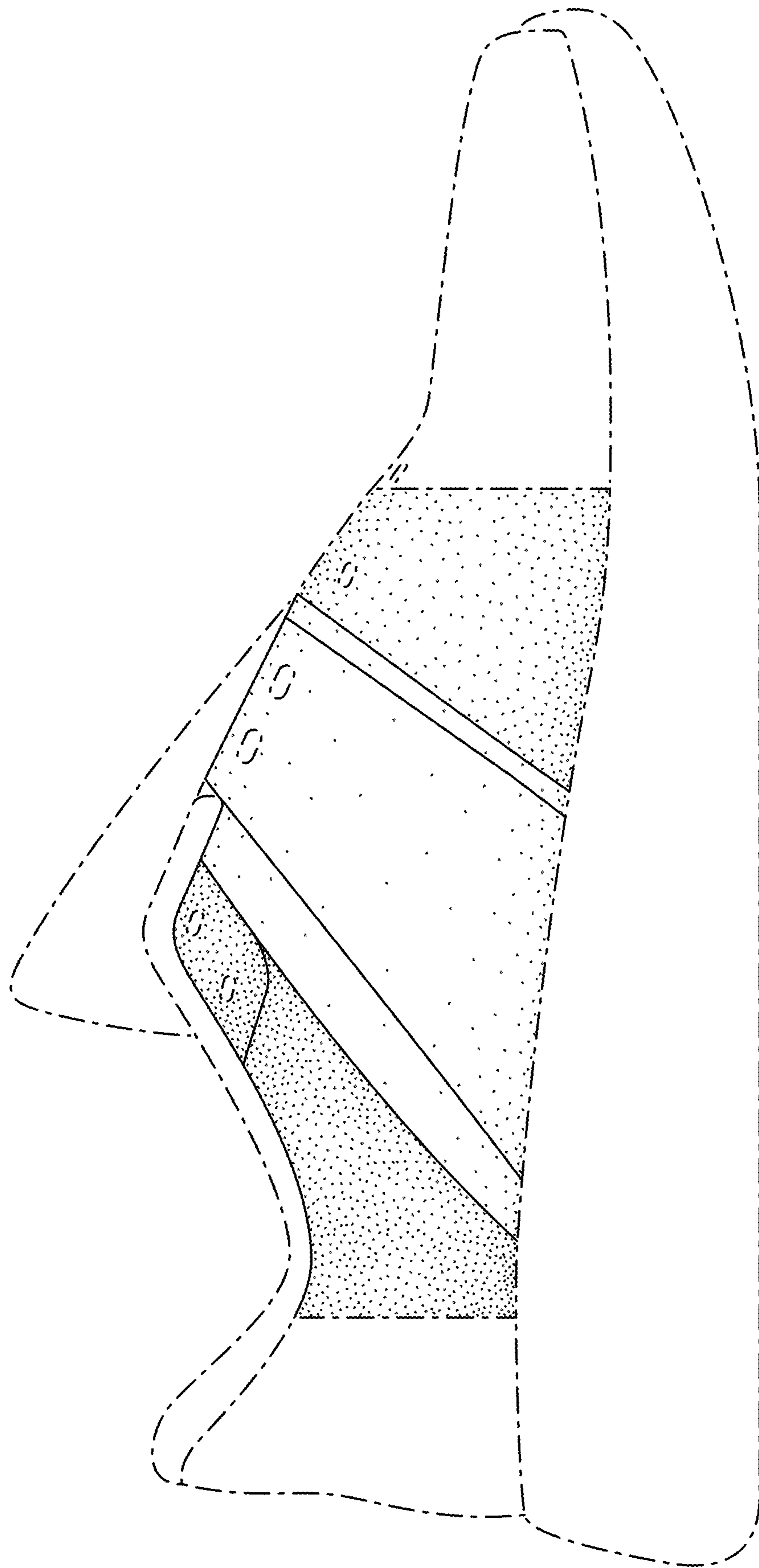


FIG. 2

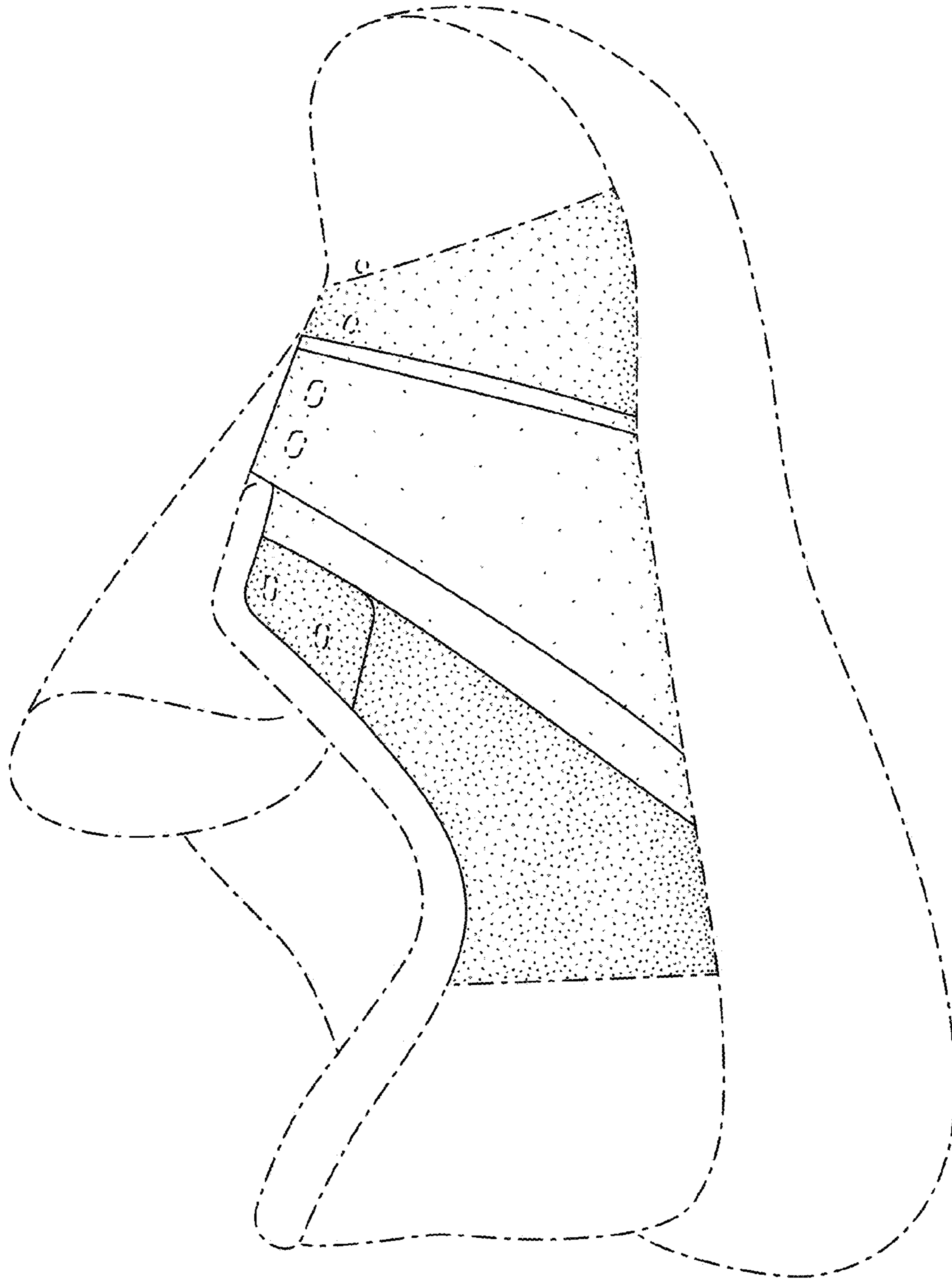


FIG. 3