



US00D908338S

(12) **United States Design Patent** (10) **Patent No.:** **US D908,338 S**
Amago (45) **Date of Patent:** **** Jan. 26, 2021**

(54) **SHOE**

OTHER PUBLICATIONS

(71) Applicant: **NIKE, Inc.**, Beaverton, OR (US)

Air Cadence posted by Nike posted date unknown, © Nike, [online], [site visited Oct. 12, 2020]. Available from Internet, <https://www.nike.com/t/jordan-air-cadence-mens-shoe-CCZftP/CN3498-001> (Year: 2020).*

(72) Inventor: **Justin Amago**, Portland, OR (US)

KD Trey 5 VII posted by Nike posted date unknown, © Nike, [online], [site visited Oct. 12, 2020]. Available from Internet, <https://www.nike.com/t/kd-trey-5-vii-shoe-lpM0S4/AT1200-401> (Year: 2020).*

(73) Assignee: **NIKE, Inc.**, Beaverton, OR (US)

“The Jordan Trunner LX Releases in BlackNVhite”; Sneaker News; retrieved Nov. 18, 2019; published Jul. 2, 2017; URL: <<https://sneakernews.com/2017/07/02/jordan-trunner-lx-black-white/>>.

(**) Term: **15 Years**

(21) Appl. No.: **29/714,436**

(22) Filed: **Nov. 22, 2019**

(51) **LOC (13) Cl.** **02-04**

* cited by examiner

(52) **U.S. Cl.**

USPC **D2/972**

Primary Examiner — Cynthia Ramirez

Assistant Examiner — Laura H Yu

(58) **Field of Classification Search**

USPC D2/896, 902, 904, 906–908, 969, D2/972–974, 977

CPC A43B 23/02; A43B 13/181; A43B 13/141; A43B 13/186; A43B 13/188; A43B 23/26; A43B 1/04; A43B 23/00; A43B 5/00

(74) *Attorney, Agent, or Firm* — Banner & Witcoff, Ltd.

See application file for complete search history.

(57) **CLAIM**

The ornamental design for a shoe, as shown and described.

DESCRIPTION

(56) **References Cited**

U.S. PATENT DOCUMENTS

D388,591 S *	1/1998	Tong	D2/916
D513,855 S	1/2006	Rask		
D513,859 S	1/2006	Morris		
D614,390 S *	4/2010	Petrie	D2/972
D675,424 S	2/2013	Williams, Jr.		
D807,015 S	1/2018	Hernandez		
D864,549 S *	10/2019	Matthews	D2/972
D870,442 S *	12/2019	Robusti	D2/969
D876,075 S *	2/2020	Shyllon	D2/972
D883,642 S *	5/2020	Gibson	D2/972

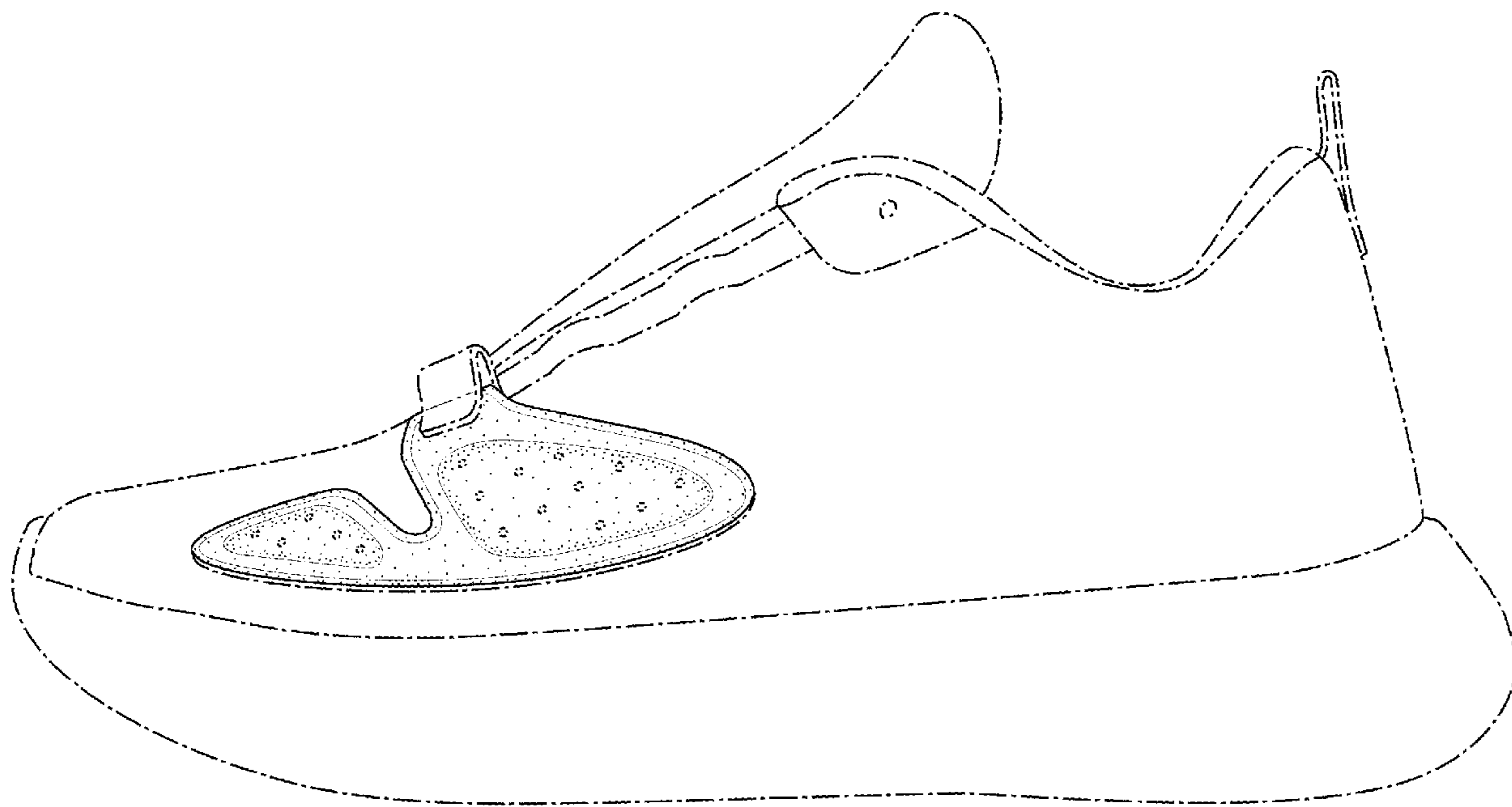
FIG. 1 is a front perspective view of a shoe showing my new design;

FIG. 2 is a side view thereof; and,

FIG. 3 is a rear perspective view thereof.

The broken line showing of the small circular regions within the shaded area form no part of the claimed design. The broken lines immediately adjacent to the shaded area define the bounds of the claimed design and form no part thereof. The broken lines depicting the remainder of the shoe show features that form no part of the claimed design.

1 Claim, 3 Drawing Sheets



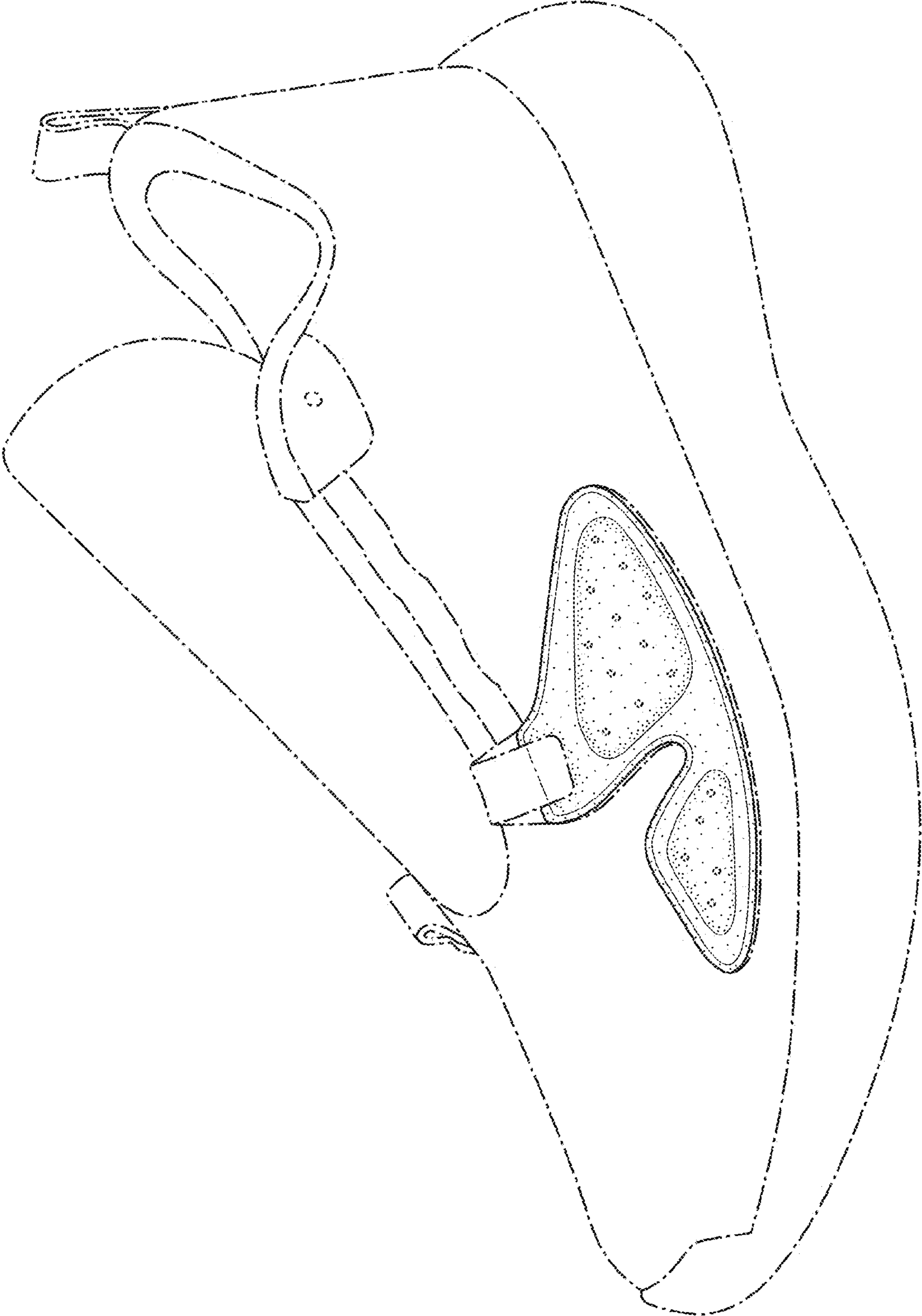


FIG. 1

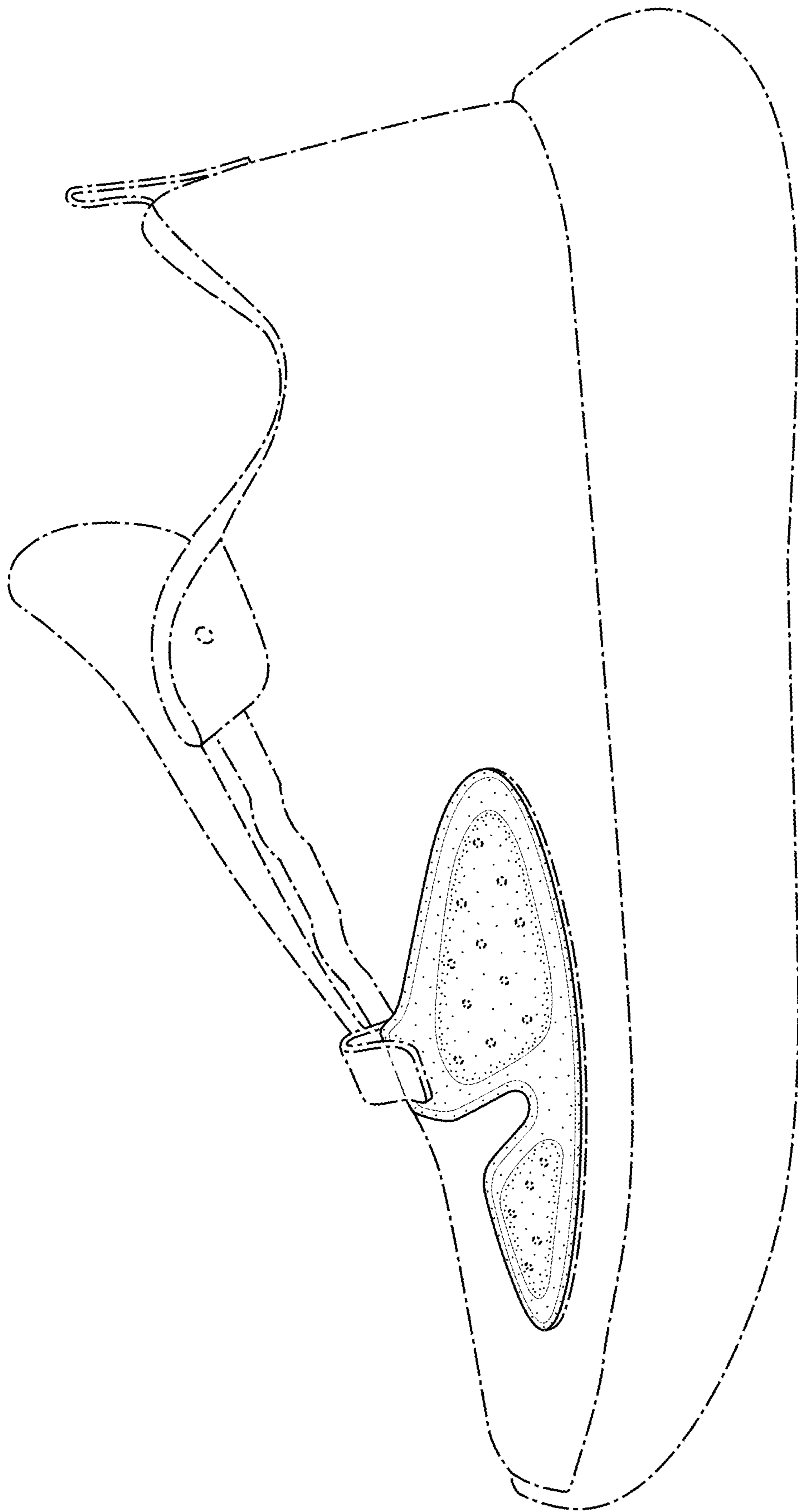


FIG. 2

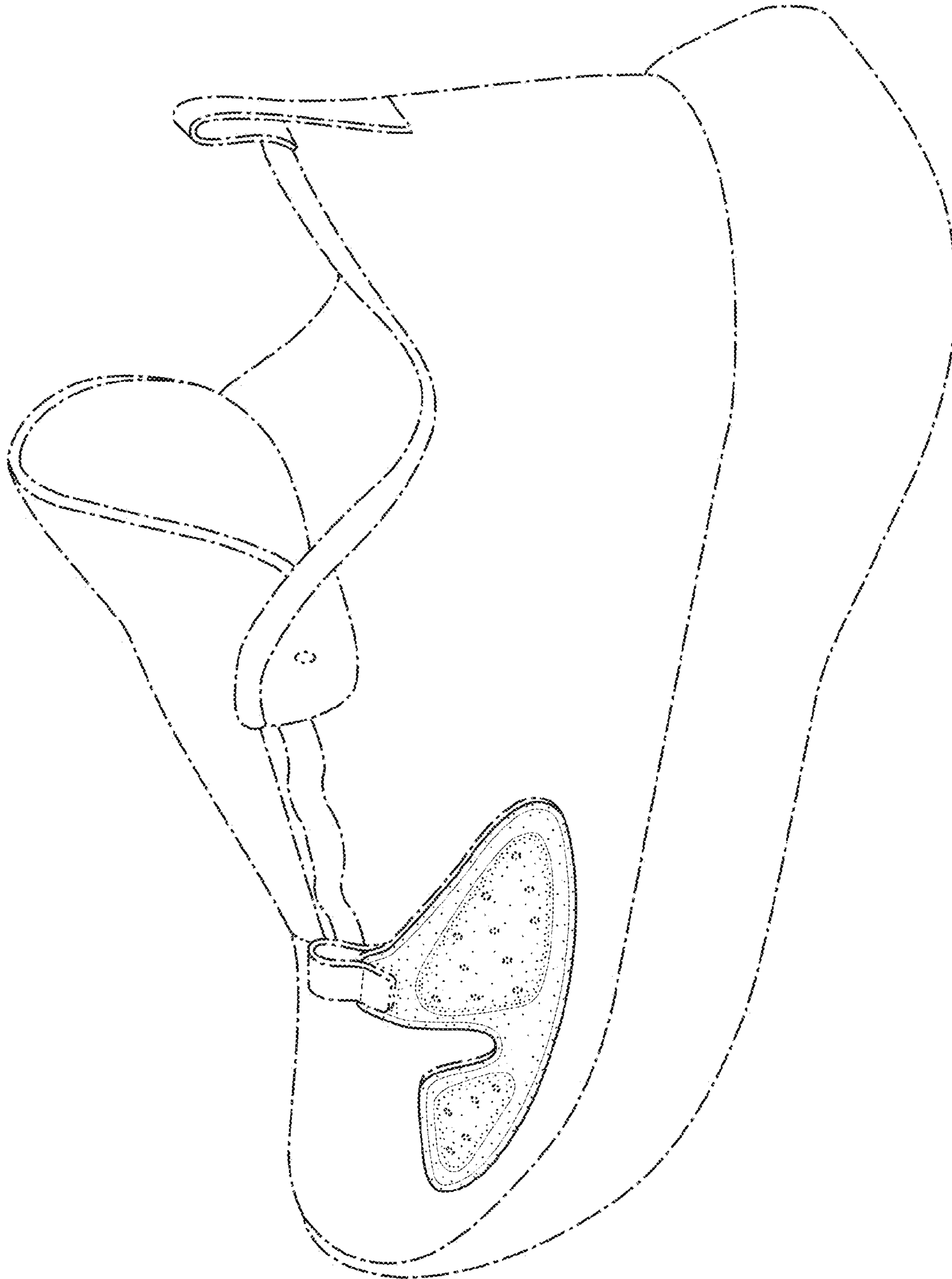


FIG. 3