



US00D908336S

(12) **United States Design Patent** (10) **Patent No.:** **US D908,336 S**
Odinot (45) **Date of Patent:** **** Jan. 26, 2021**

(54) **SHOE**
(71) Applicant: **NIKE, Inc.**, Beaverton, OR (US)
(72) Inventor: **Marie Odinot**, Portland, OR (US)
(73) Assignee: **NIKE, Inc.**, Beaverton, OR (US)
(**) Term: **15 Years**

D677,874 S * 3/2013 Hardman D2/972
D679,903 S * 4/2013 Grenet D2/972
D738,092 S * 9/2015 Caron D2/972
D779,191 S * 2/2017 Teteriatnikov D2/972
D790,833 S * 7/2017 DeAlmeida D2/972
D798,575 S * 10/2017 Comeaux D2/972
D799,806 S * 10/2017 Atwell D2/972
D802,280 S * 11/2017 Comeaux D2/972
D802,284 S * 11/2017 McCullagh D2/972
D853,709 S * 7/2019 Wright D2/973

(21) Appl. No.: **29/703,092**
(22) Filed: **Aug. 23, 2019**
(51) **LOC (13) Cl.** **02-04**
(52) **U.S. Cl.**
USPC **D2/972**
(58) **Field of Classification Search**
USPC D2/896, 902, 904, 906-908, 969,
D2/972-974, 977
CPC A43B 23/02; A43B 13/181; A43B 13/141;
A43B 13/186; A43B 13/188; A43B
23/26; A43B 1/04; A43B 23/00; A43B
5/00
See application file for complete search history.

OTHER PUBLICATIONS

Air Max 270 XX posted by Nike posted date unknown, © Nike, [online], [site visited Nov. 12, 2020]. Available from Internet, <https://www.nike.com/t/air-max-270-xx-womens-shoe-9WmfDW/DA8880-100> (Year: 2020).*

* cited by examiner

Primary Examiner — Cynthia Ramirez
Assistant Examiner — Laura H Yu
(74) *Attorney, Agent, or Firm* — Banner & Witcoff, Ltd.

(56) **References Cited**

U.S. PATENT DOCUMENTS

D392,794 S * 3/1998 Greene D2/972
D406,450 S * 3/1999 Hatfield D2/972
D411,250 S * 6/1999 Fogg D2/972
D481,530 S * 11/2003 Hillyer D2/972
D507,101 S * 7/2005 Mayden D2/972
D523,230 S * 6/2006 Shaffer D2/972
D526,771 S * 8/2006 Fallon D2/972
D545,041 S * 6/2007 Burg D2/972
D551,438 S * 9/2007 Laberge D2/972
D610,339 S * 2/2010 Mermet D2/972
D623,391 S * 9/2010 Leleu D2/972
D641,968 S * 7/2011 Miner D2/972
D663,940 S * 7/2012 Teng-Lee D2/972

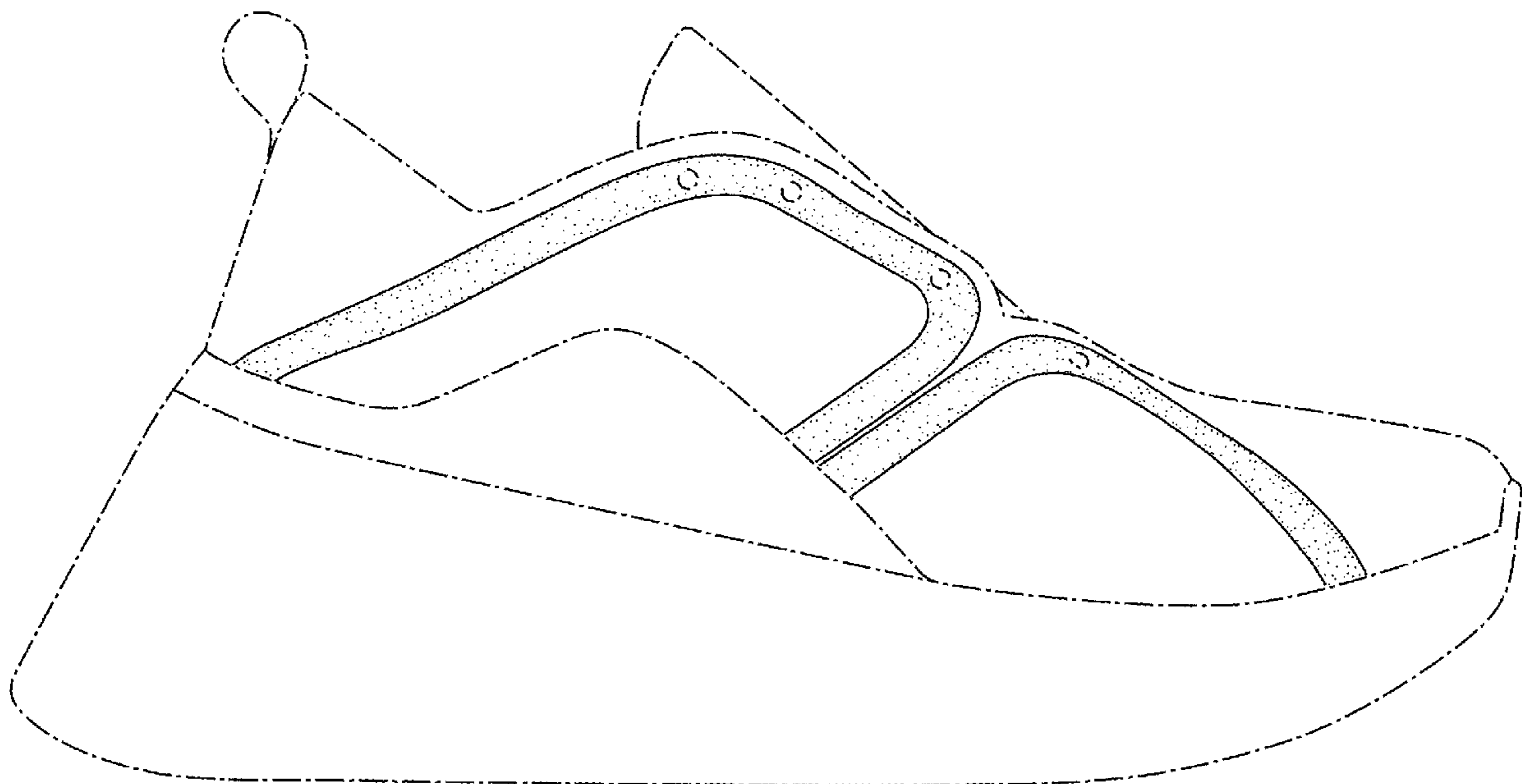
(57) **CLAIM**

The ornamental design for a shoe, as shown and described.

DESCRIPTION

FIG. 1 is a front perspective view of a shoe showing my new design;
FIG. 2 is a side view thereof; and,
FIG. 3 is a rear perspective view thereof.
The broken line showing of the circular regions represent eyelets that form no part of the claimed design. The broken lines immediately adjacent to the shaded area define the bounds of the claimed design and form no part thereof. The broken lines depicting the remainder of the shoe show features that form no part of the claimed design.

1 Claim, 3 Drawing Sheets



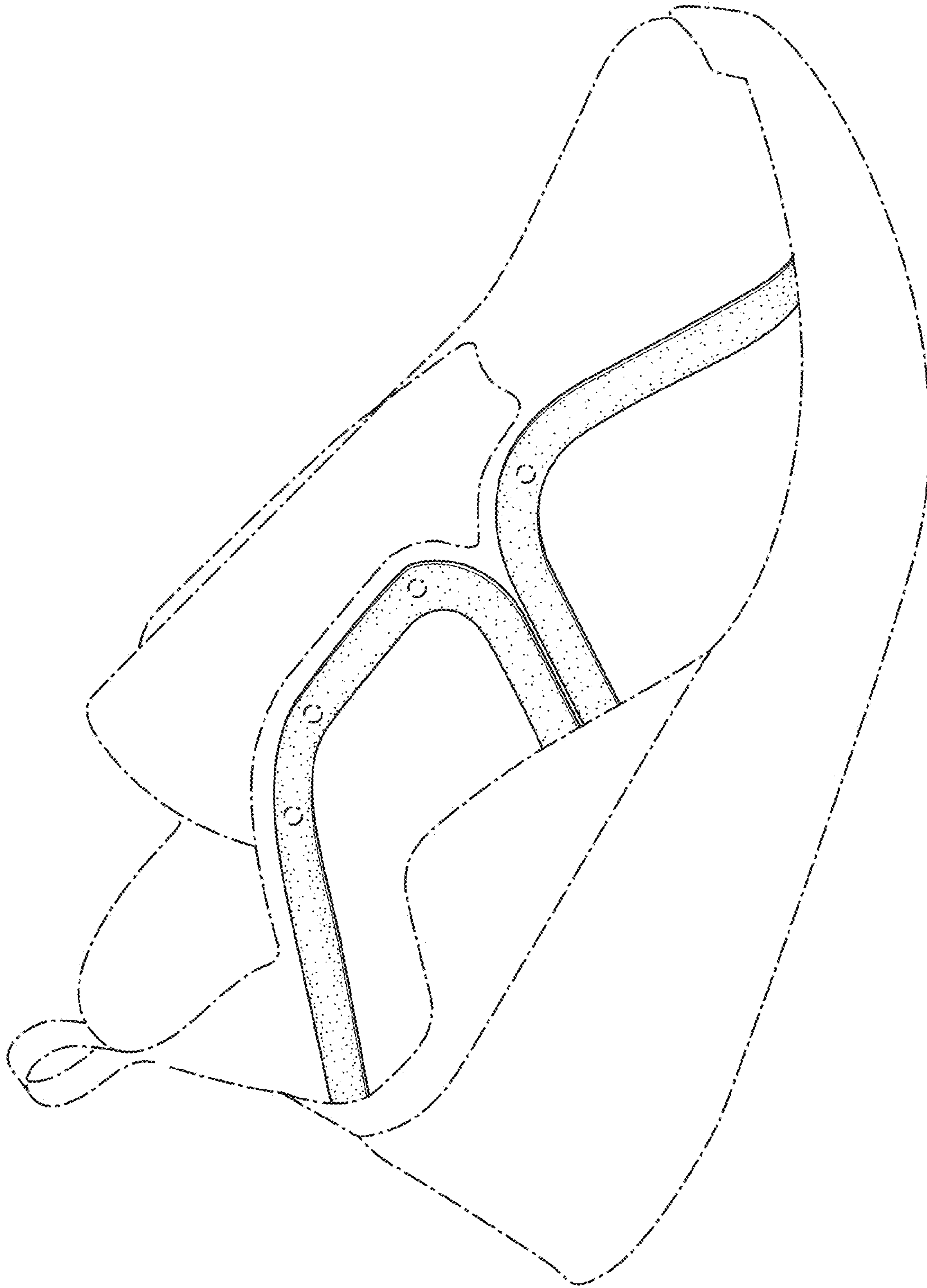


FIG. 1

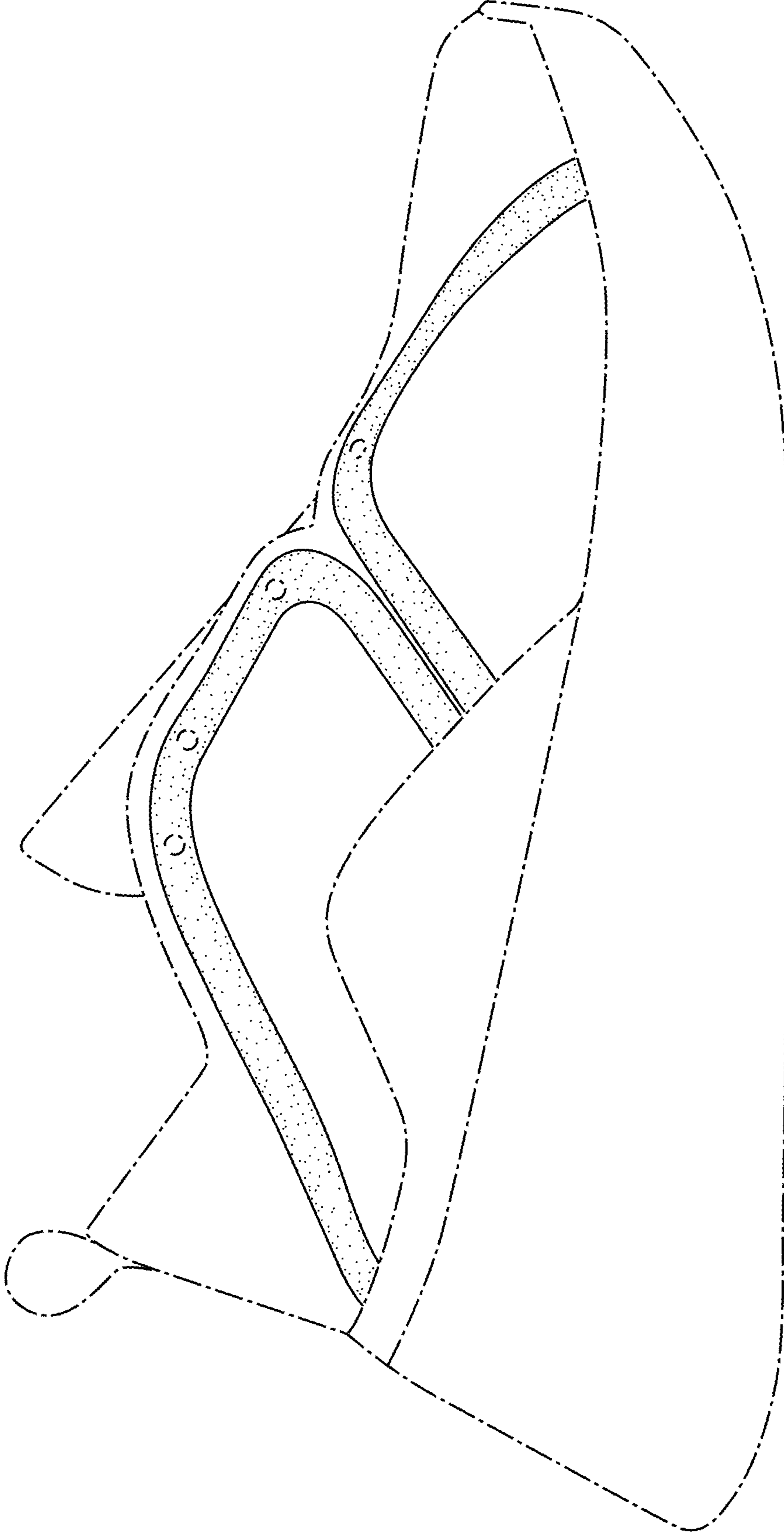


FIG. 2

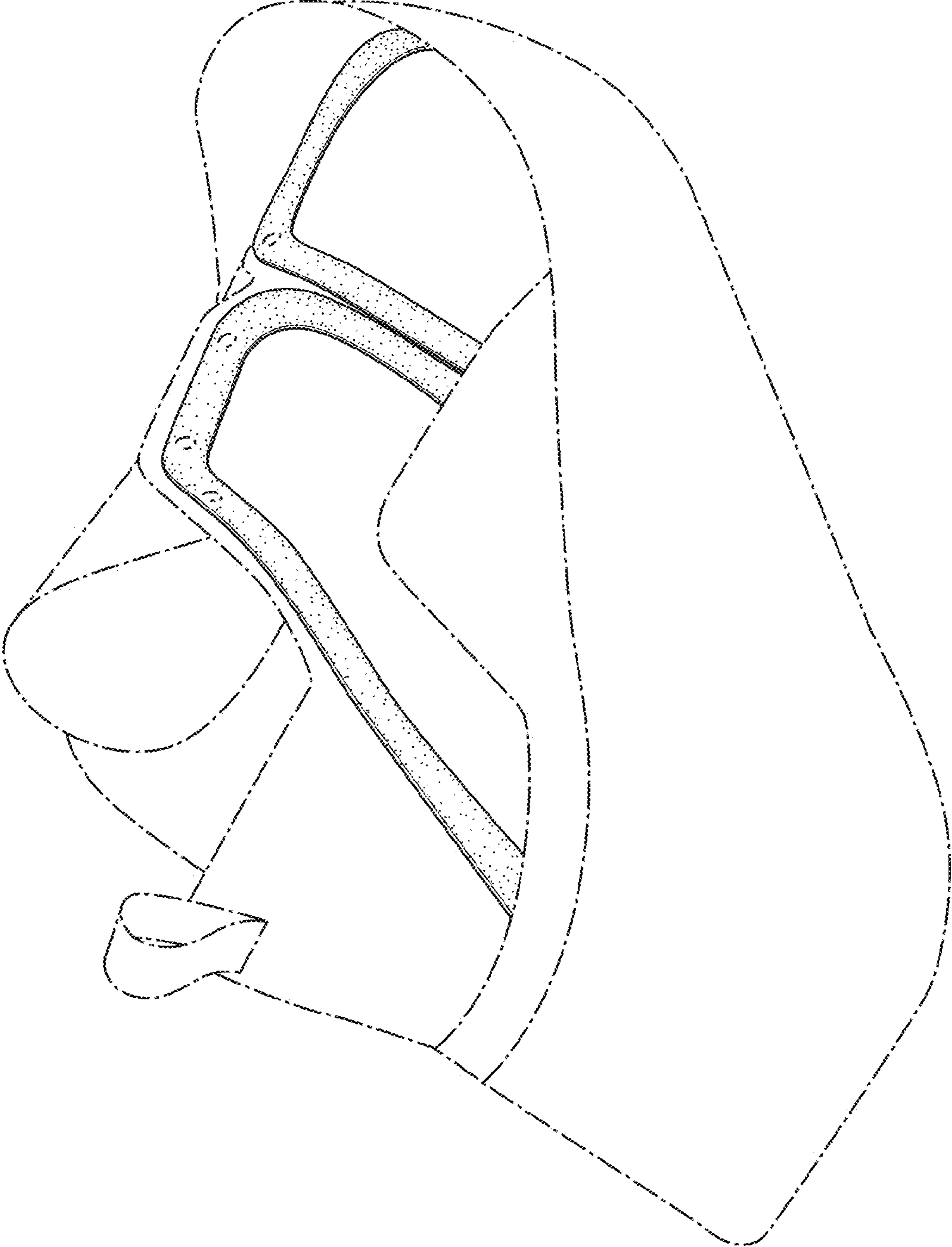


FIG. 3