



US00D908322S

(12) **United States Design Patent**
Foust

(10) **Patent No.:** **US D908,322 S**
(45) **Date of Patent:** **** Jan. 26, 2021**

- (54) **BOOT**
- (71) Applicant: **LaCrosse Footwear, Inc.**, Portland, OR (US)
- (72) Inventor: **Ryan James Foust**, Portland, OR (US)
- (73) Assignee: **LaCrosse Footwear, Inc.**, Portland, OR (US)
- (**) Term: **15 Years**
- (21) Appl. No.: **29/691,208**
- (22) Filed: **May 14, 2019**
- (51) **LOC (13) Cl.** **02-04**
- (52) **U.S. Cl.**
USPC **D2/911; D2/970**
- (58) **Field of Classification Search**
USPC D2/896, 900, 909-911, 920, 943, 946,
D2/951, 957, 969, 970, 974
CPC A43B 23/02; A43B 3/16; A43B 23/00;
A43B 3/02; A43B 5/00
See application file for complete search history.

- D446,638 S * 8/2001 Ammon D2/902
- D448,921 S * 10/2001 Ammon D2/902
- 6,298,582 B1 10/2001 Friton et al.
- D462,511 S * 9/2002 Price D2/969
- D489,522 S 5/2004 Benini
- D500,199 S 12/2004 Clegg
- D514,798 S 2/2006 Avar
- D522,730 S 6/2006 Holmes
- D528,772 S 9/2006 Portzline
- D541,801 S 5/2007 Elwell et al.
- D544,684 S 6/2007 Lupo
- D554,343 S * 11/2007 Matis D2/970
- D565,283 S * 4/2008 Smith D2/902
- D572,002 S * 7/2008 Alfaro D2/972
- 7,540,097 B2 6/2009 Greene et al.
- D608,539 S * 1/2010 Roundhouse D2/970
- D613,934 S * 4/2010 Taylor D2/972
- 7,757,412 B2 7/2010 Farys
- 8,065,818 B2 11/2011 Greene et al.
- D675,424 S 2/2013 Williams

(Continued)

Primary Examiner — Rashida C. Walshon

(74) *Attorney, Agent, or Firm* — Perkins Coie LLP

(57) **CLAIM**

The ornamental design for a boot, as shown and described.

(56) **References Cited**


U.S. PATENT DOCUMENTS

- 3,769,723 A 11/1973 Masterson et al.
- 4,222,183 A 9/1980 Haddox
- 4,447,967 A 5/1984 Zaino
- 4,459,765 A 7/1984 Power
- D279,232 S 6/1985 Gamm
- 4,704,808 A 11/1987 Bianchini et al.
- D312,527 S 12/1990 Hatfield
- D334,651 S 4/1993 Smith
- D336,148 S 6/1993 Adams
- D345,047 S 3/1994 DiSilvio
- D351,937 S 11/1994 Hewett
- 5,647,150 A 7/1997 Romanato et al.
- D412,395 S * 8/1999 von Conta D2/944
- D431,712 S * 10/2000 Wilson D2/969

DESCRIPTION

FIG. 1 is an isometric view of a boot showing the new design.
 FIG. 2 is a right-side view thereof.
 FIG. 3 is a left-side view thereof.
 FIG. 4 is a front view thereof.
 FIG. 5 is a rear view thereof.
 FIG. 6 is a top view thereof; and,
 FIG. 7 is a bottom view thereof.
 The broken lines, colors, and/or patterns in the drawings are for illustrative purposes only and form no part of the claimed design.

1 Claim, 7 Drawing Sheets



(56)

References Cited

U.S. PATENT DOCUMENTS

D694,506	S	12/2013	Anceresi et al.
D703,932	S	5/2014	Avar et al.
8,850,723	B2	10/2014	Greene et al.
D718,033	S	11/2014	Cin
D725,354	S	3/2015	Della et al.
D731,765	S	6/2015	Opie
D738,084	S	9/2015	Feeney
D738,096	S	9/2015	Rasmussen
D745,771	S	12/2015	Cin
D747,087	S	1/2016	Sars
D770,159	S	11/2016	Williams et al.
D773,795	S	12/2016	Lok
D793,065	S	8/2017	Cin
D793,694	S	8/2017	Tresser
D796,818	S	9/2017	Chang
D801,026	S	10/2017	Vanhook
D802,282	S	11/2017	Wright
D802,286	S	11/2017	Klein
D805,743	S	12/2017	Feeney et al.
D816,978	S	5/2018	Small
D831,311	S	10/2018	Pulli
D851,380	S	6/2019	De Montgolfier et al.
D859,793	S *	9/2019	Vasyli D2/907
2003/0196354	A1	10/2003	Chu
2006/0017195	A1	1/2006	Yang
2014/0237858	A1	8/2014	Adami et al.
2016/0007687	A1	1/2016	Surace et al.

* cited by examiner




Fig. 1




Fig. 2




Fig. 3

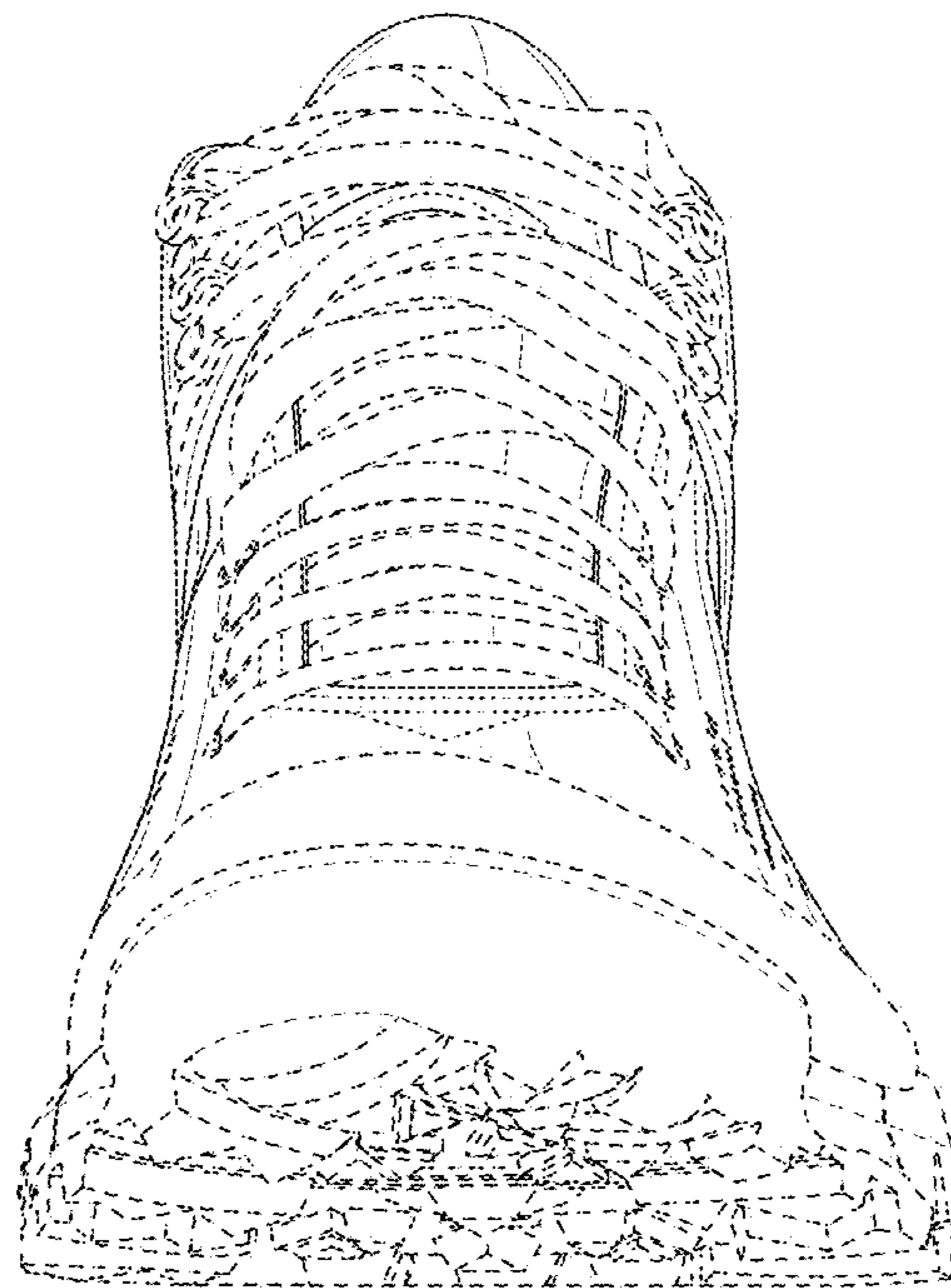


Fig. 4

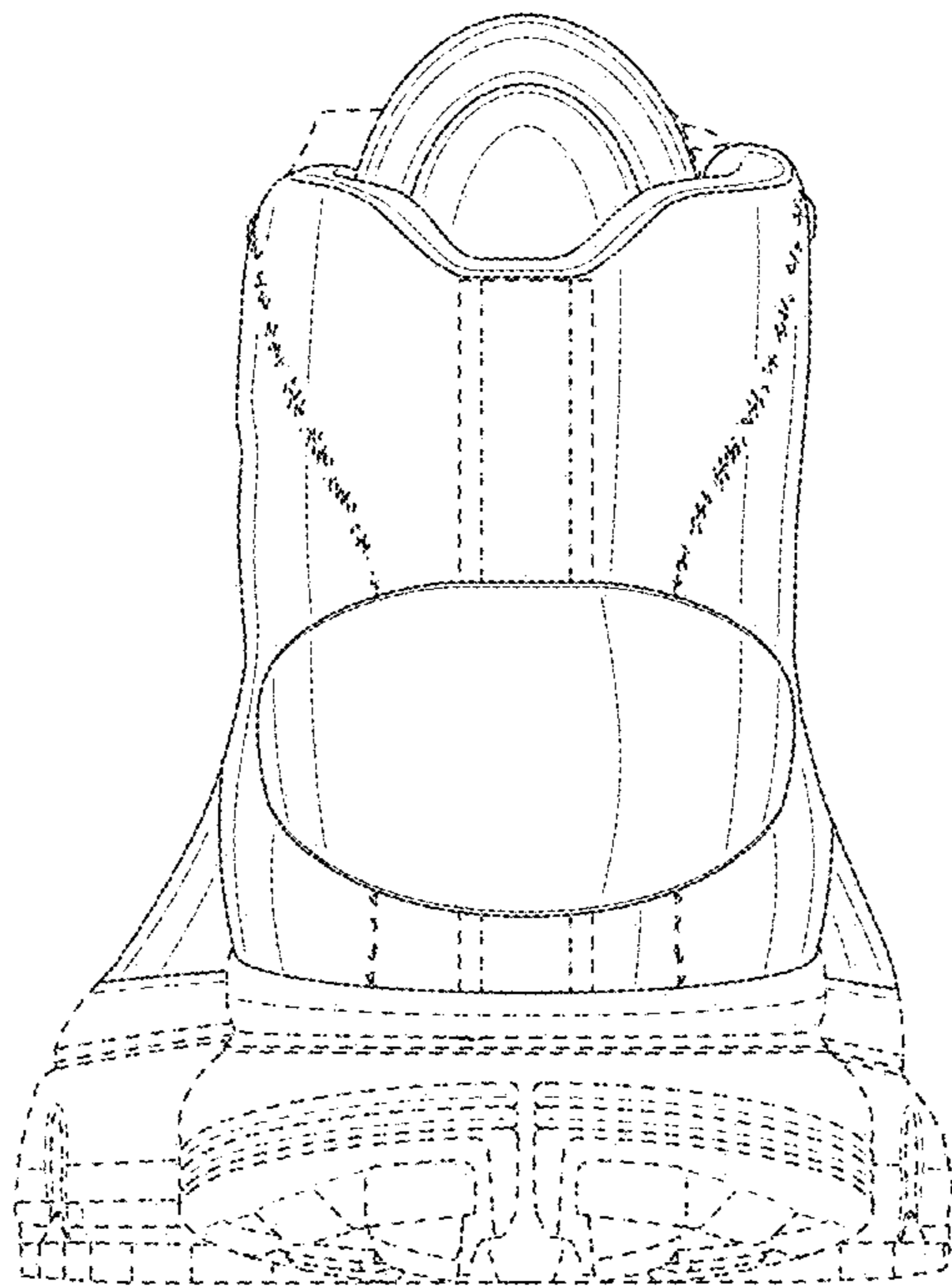


Fig. 5

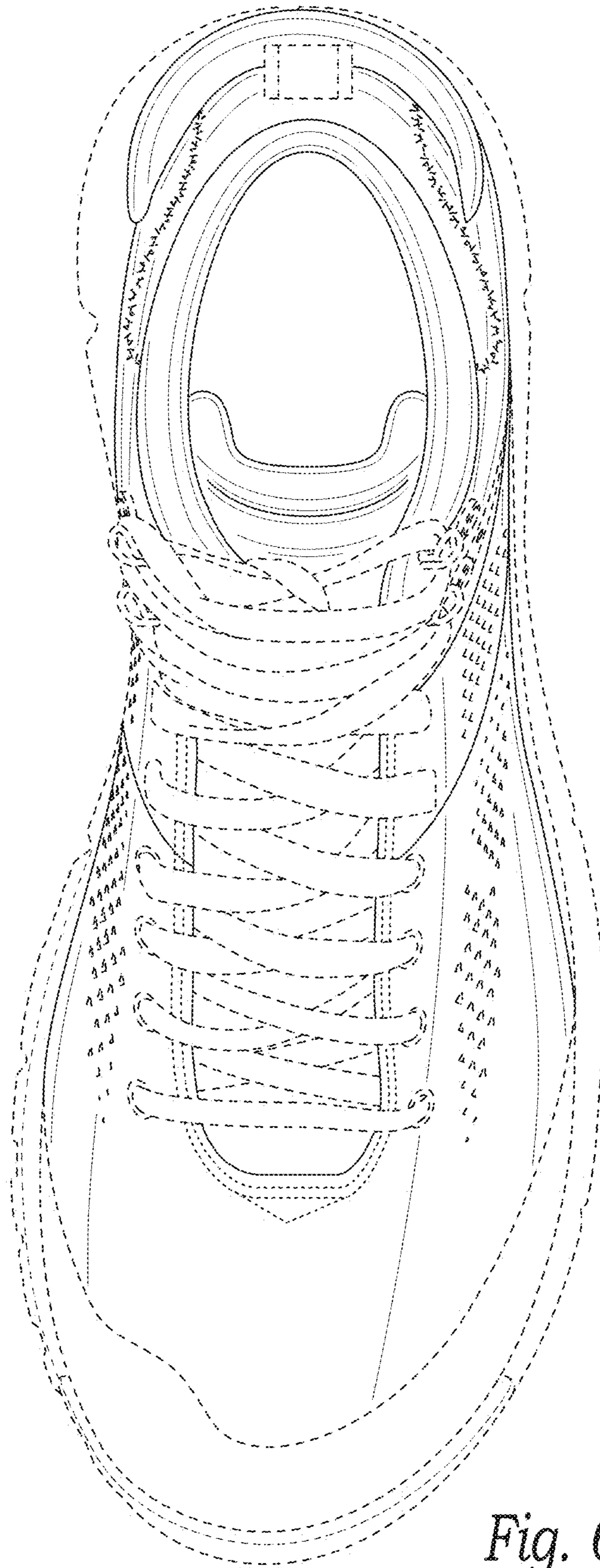


Fig. 6

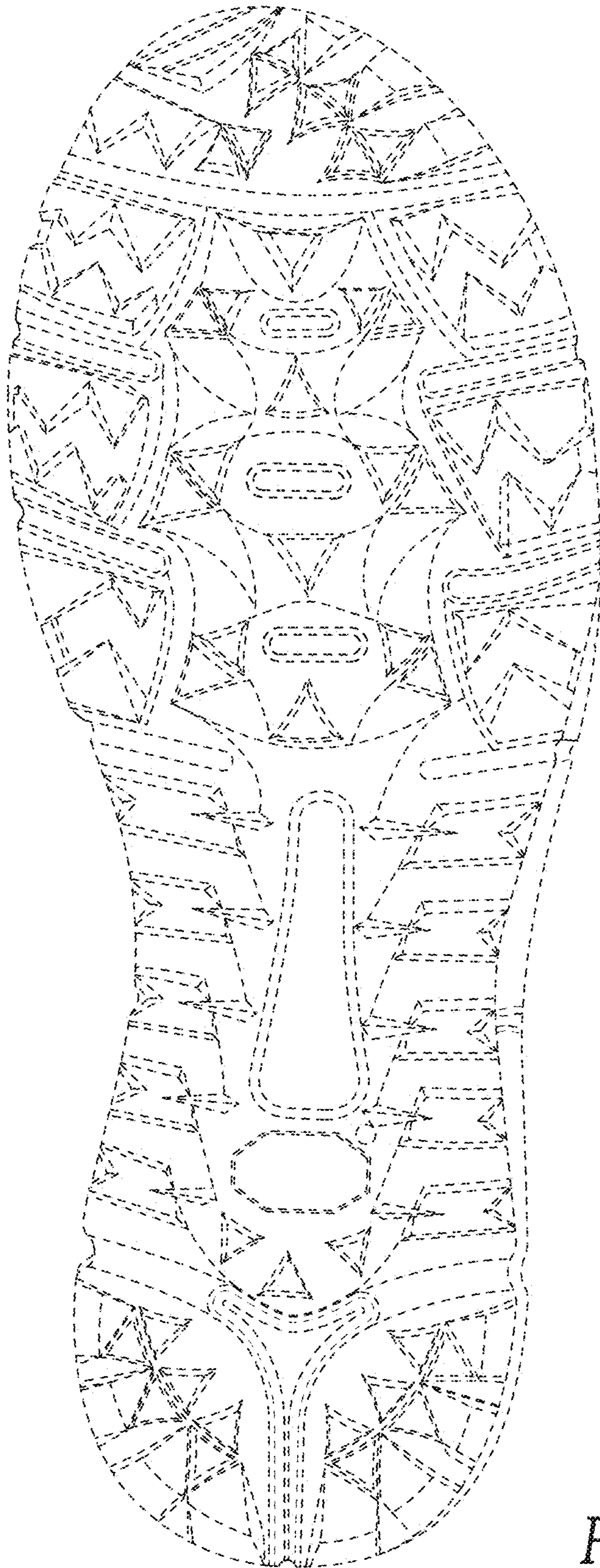


Fig. 7