



US00D908288S

(12) **United States Design Patent**
Ciaravino et al.

(10) **Patent No.:** **US D908,288 S**
(45) **Date of Patent:** **** Jan. 19, 2021**

- (54) **HELMET**
- (71) Applicant: **Bushnell Inc.**, Overland Park, KS (US)
- (72) Inventors: **Olivier Ciaravino**, Suresnes (FR);
Christophe Laperriere, Annecy (FR)
- (**) Term: **15 Years**
- (21) Appl. No.: **29/630,305**
- (22) Filed: **Dec. 20, 2017**

D637,766	S	*	5/2011	Morin	D29/122
D701,002	S	*	3/2014	Lebel	D29/122
D709,575	S	*	7/2014	Oldknow	D21/759
D711,051	S	*	8/2014	Noordzij	D29/122
D745,744	S	*	12/2015	Saam	D29/102
D769,543	S	*	10/2016	Patel	D29/122
D776,360	S	*	1/2017	Patel	D29/107
9,622,529	B2	*	4/2017	Teetzel	A42B 3/04
D795,500	S	*	8/2017	Chilson	D29/102
D809,713	S	*	2/2018	Ciaravino	D29/102
D812,314	S	*	3/2018	Ciaravio	D29/122
2016/0007668	A1	*	1/2016	Cech	A42B 3/04 2/422

Related U.S. Application Data

- (62) Division of application No. 35/001,110, filed on Nov. 9, 2015 (U.S. filing date under 35 U.S.C. 384), and having an international filing date of Nov. 9, 2015, now Pat. No. Des. 809,713.
- (51) **LOC (13) Cl.** **29-02**
- (52) **U.S. Cl.**
USPC **D29/102**
- (58) **Field of Classification Search**
USPC D29/102-107, 122
CPC A63B 71/10; A42B 3/00; A42B 3/0493;
A42B 3/061-068; A42B 3/096; A42B
3/08; A42B 3/28; A42B 3/281; A42B
3/283
See application file for complete search history.

References Cited

U.S. PATENT DOCUMENTS

D267,287	S	*	12/1982	Gooding	D29/122
D439,377	S	*	3/2001	Dagan	D29/106
D532,332	S	*	11/2006	van Haperen	D11/79

* cited by examiner

Primary Examiner — Jennifer L Rempfer

(74) *Attorney, Agent, or Firm* — Seyfarth Shaw LLP;
Brian Michaelis

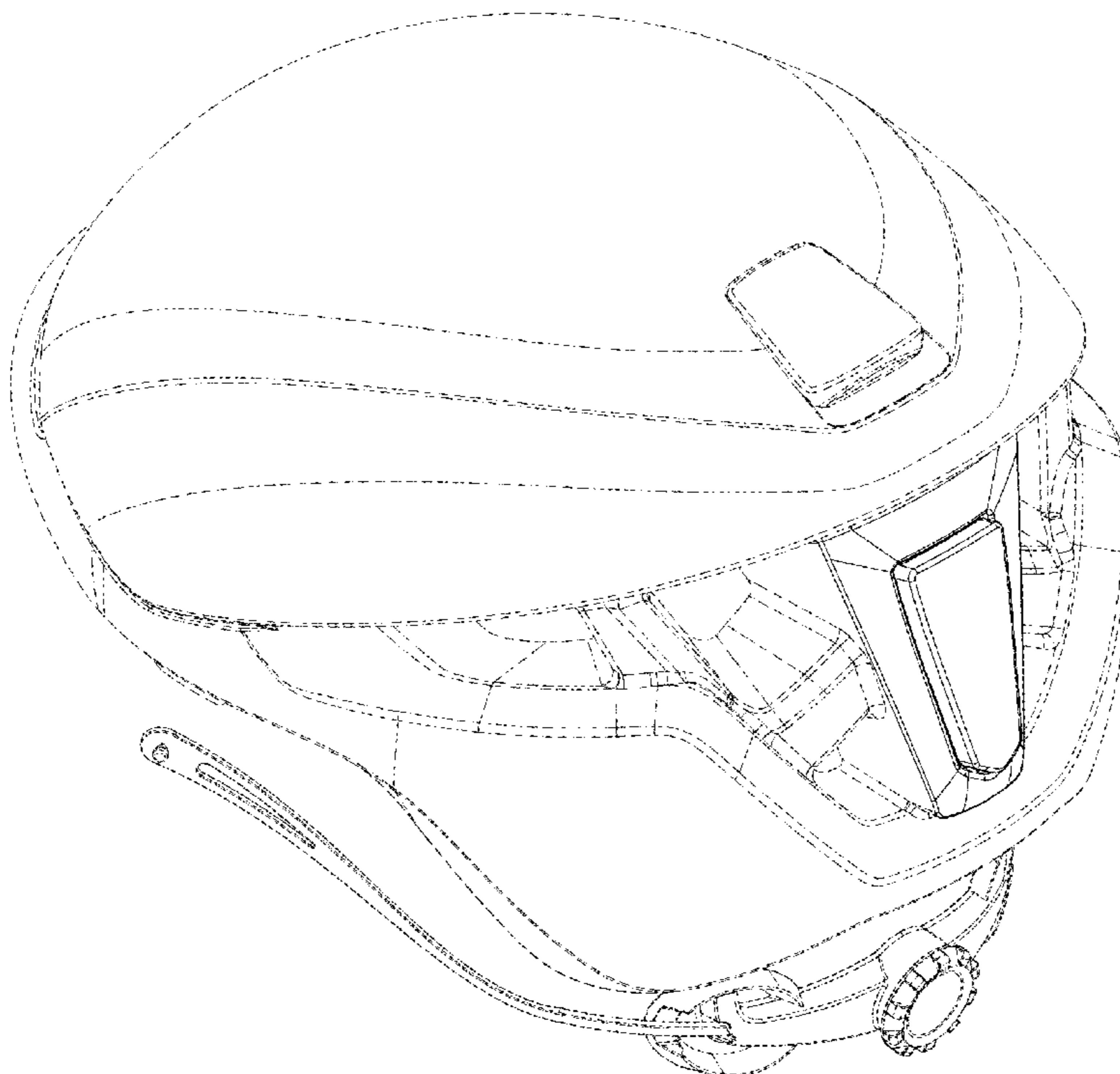
(57) **CLAIM**

The ornamental design for a helmet, as shown and described.

DESCRIPTION

FIG. 1 is an upper rear perspective of a helmet embodying our design;
 FIG. 2 is a side elevation of the helmet shown in FIG. 1, with the opposite side elevation being a mirror image thereof;
 FIG. 3 is a rear elevation of the helmet shown in FIGS. 1 and 2;
 FIG. 4 is a top view of the helmet shown in FIGS. 1-3; and,
 FIG. 5 is a bottom view of the helmet shown in FIGS. 1-4.
 The broken lines are for illustrative purposes only and form no part of the claimed design.

1 Claim, 5 Drawing Sheets



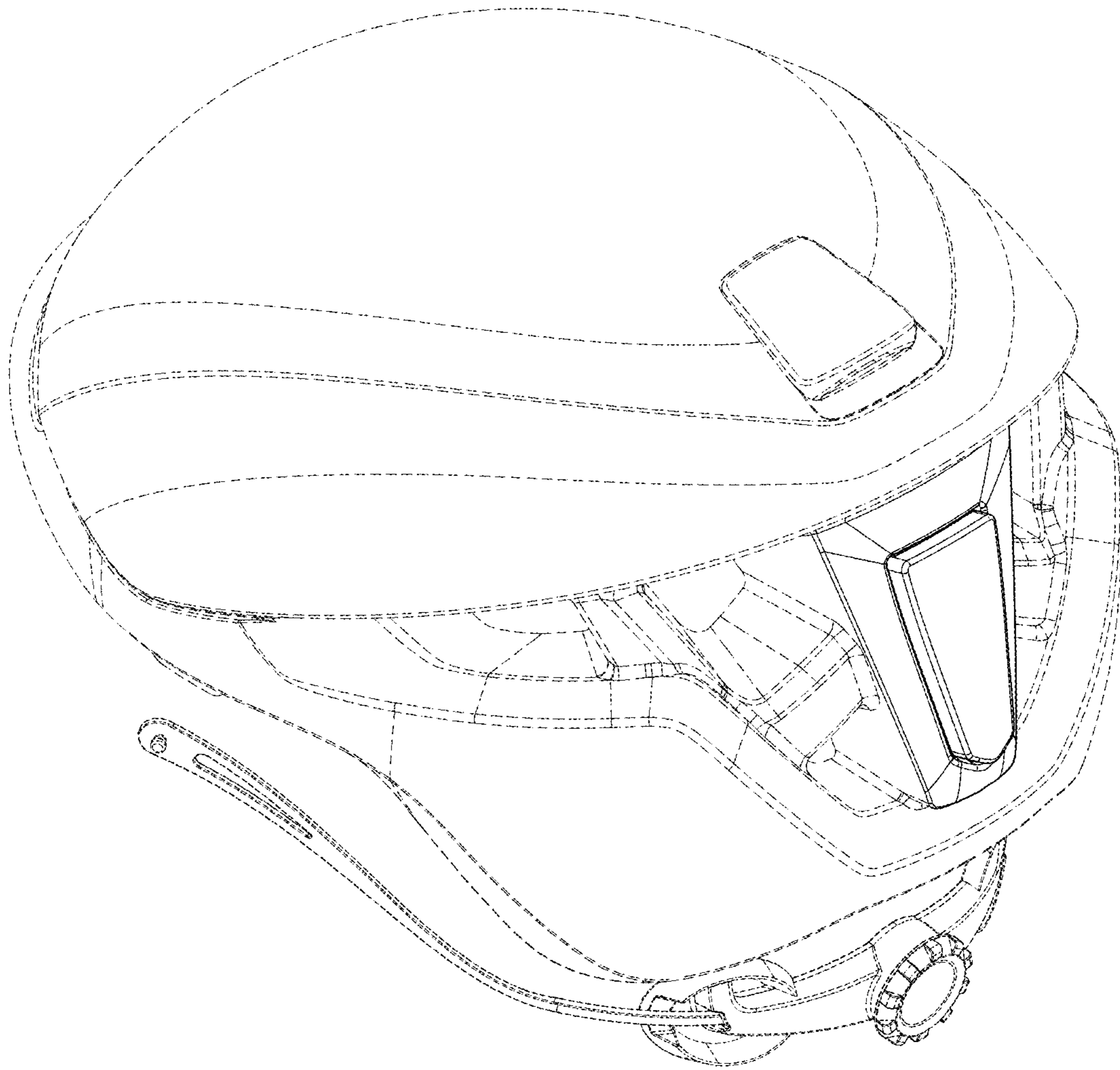


Fig. 1.

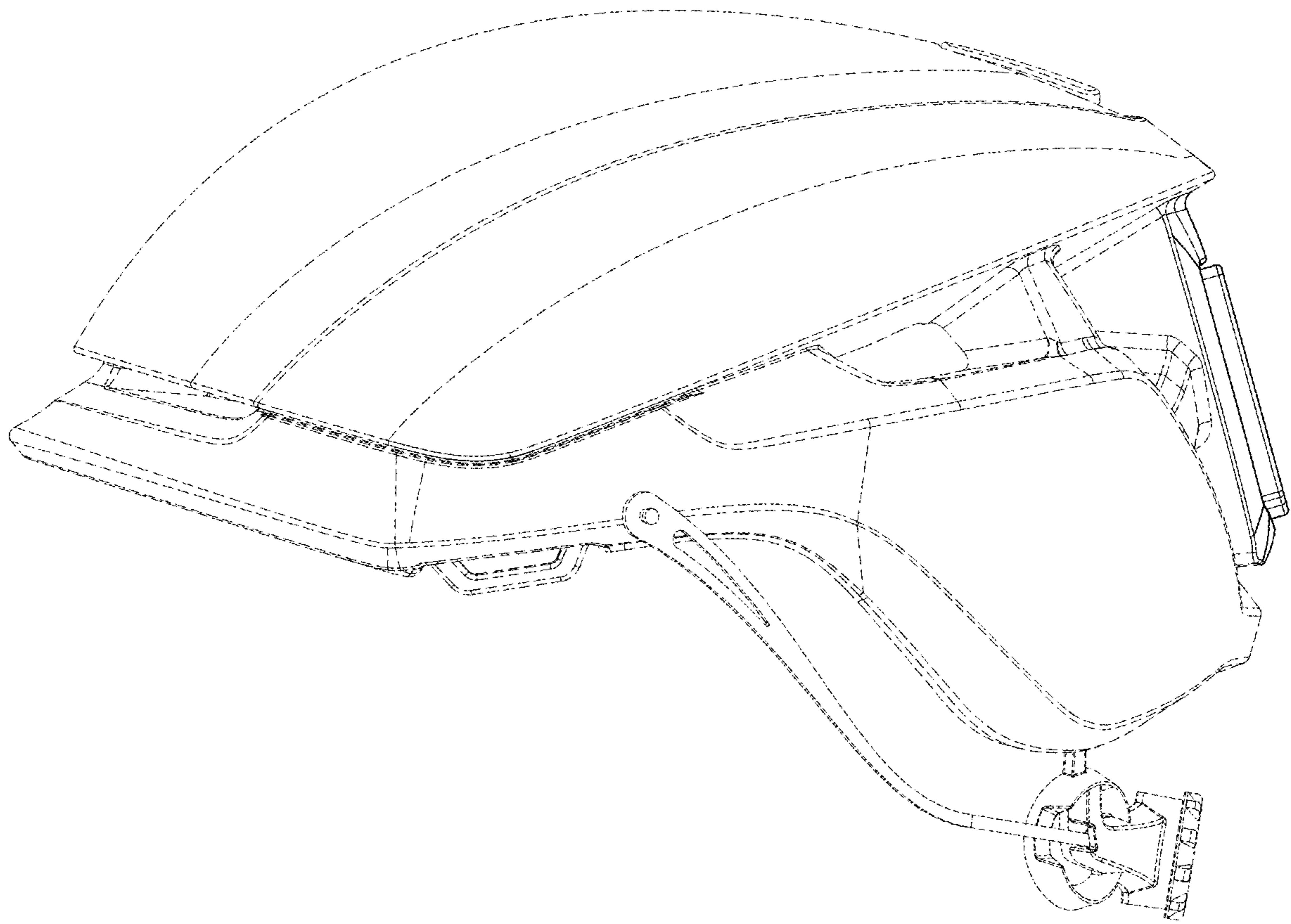


Fig. 2.

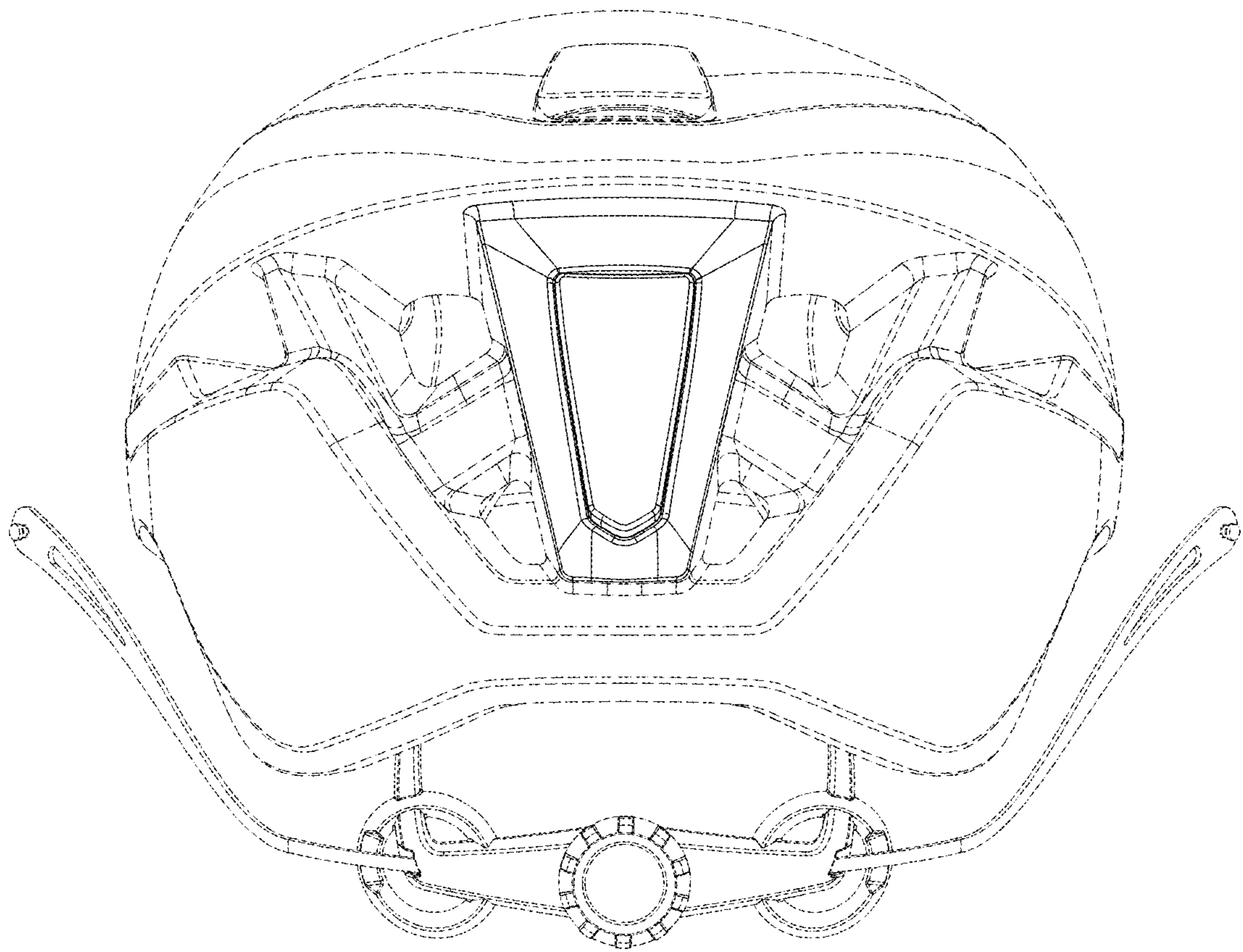


Fig. 3.

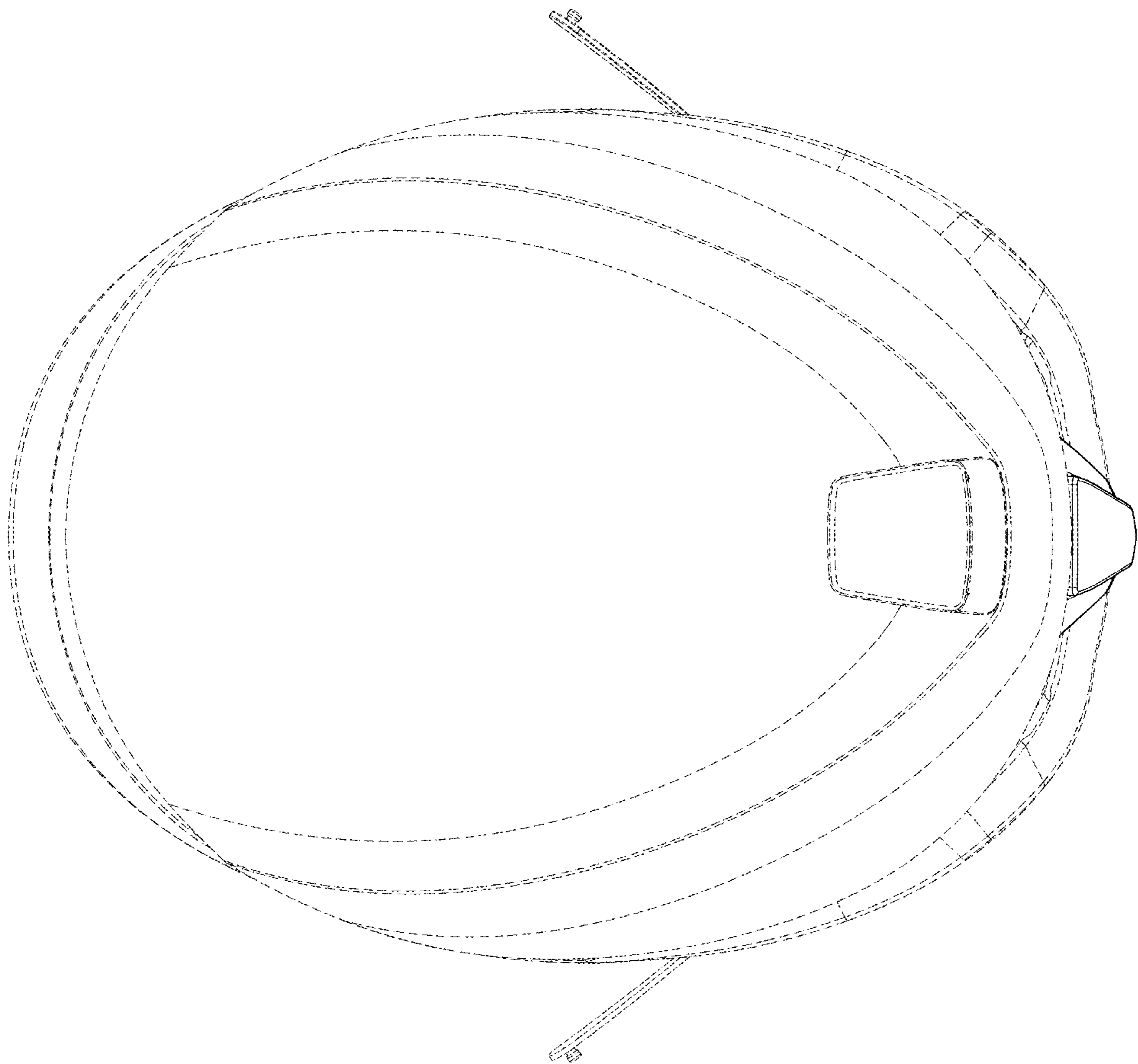


Fig. 4.

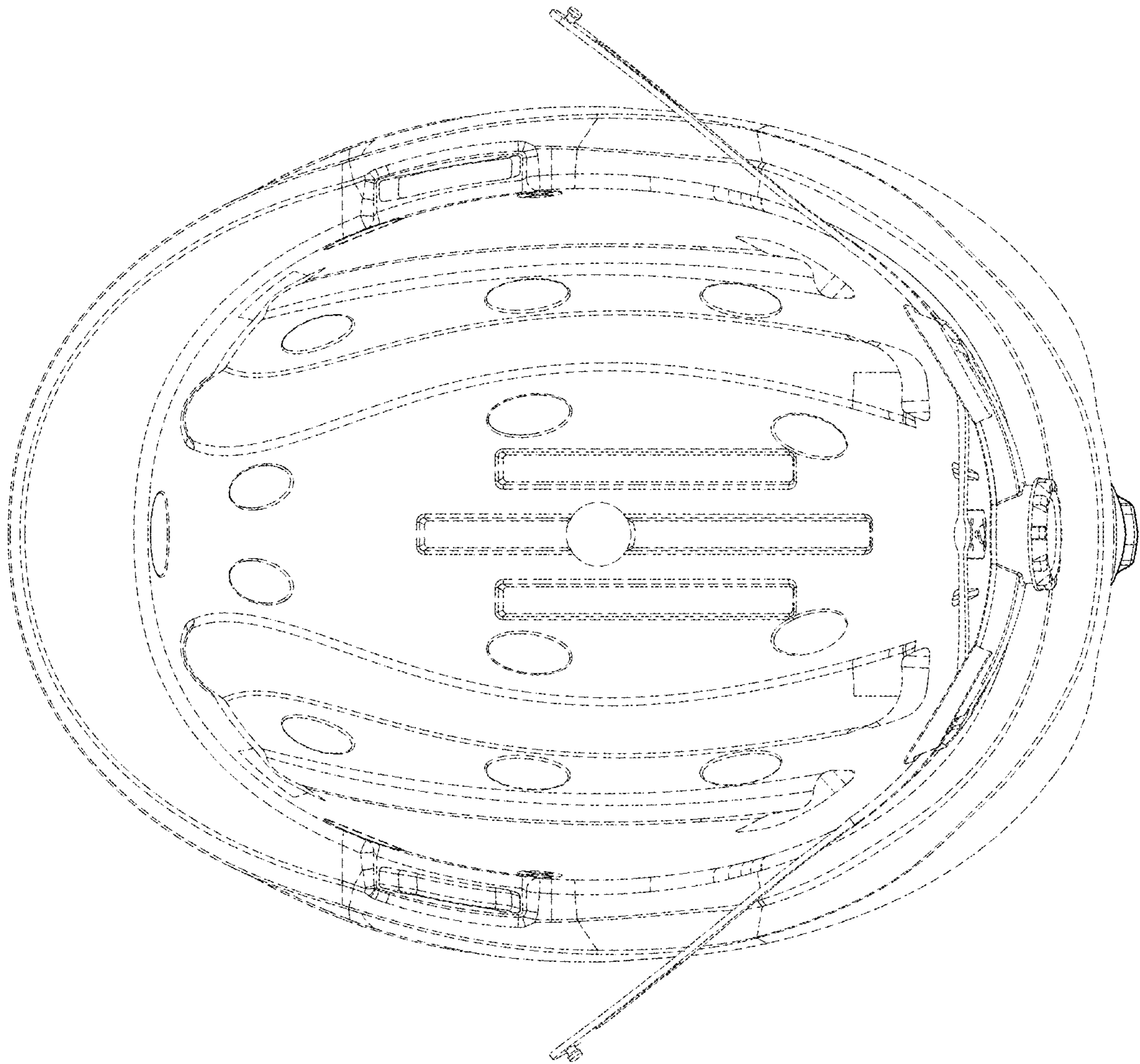


Fig. 5.