



US00D908281S

(12) **United States Design Patent**  
**Folkerts et al.**

(10) **Patent No.:** **US D908,281 S**  
(45) **Date of Patent:** **\*\* Jan. 19, 2021**

- (54) **VAPORIZER**
- (71) Applicant: **GS Holistic, LLC**, Los Angeles, CA (US)
- (72) Inventors: **Christopher Folkerts**, Santa Monica, CA (US); **David Lee**, New York, NY (US); **Gabriel Alvarez**, Miami, FL (US); **Christiaan Rule**, New York, NY (US)
- (73) Assignee: **GS HOLISTIC, LLC**, Los Angeles, CA (US)
- (\*\*) Term: **15 Years**
- (21) Appl. No.: **29/702,062**
- (22) Filed: **Aug. 16, 2019**
- (51) **LOC (13) Cl.** ..... **27-02**
- (52) **U.S. Cl.**  
USPC ..... **D27/162**
- (58) **Field of Classification Search**  
USPC ..... D27/162, 100, 101, 163, 164, 165-172, D27/174, 175, 176, 183, 185-194; D24/110, 110.5; D23/366  
CPC .... A24F 47/002; A24F 47/006; A24F 47/008; A61M 15/00; A61M 15/06  
See application file for complete search history.

D869,086 S *	12/2019	Pan	.....	D27/162
D870,034 S *	12/2019	Lai	.....	D13/103
D878,672 S *	3/2020	Beer	.....	D27/162
D879,369 S *	3/2020	Beer	.....	D27/162
D885,332 S *	5/2020	Han	.....	D13/108
D885,651 S *	5/2020	Miyamoto	.....	D27/101
D889,740 S *	7/2020	Beer	.....	D27/194
D896,437 S *	9/2020	Volodarsky	.....	D27/162

**OTHER PUBLICATIONS**

Fury Edge Vaporizer by Vaped.com found on line Aug. 29, 2019  
<https://vaped.com/products/healthy-rips-fury-edge-vaporizer>.\*

\* cited by examiner

*Primary Examiner* — Marissa J Cash  
*Assistant Examiner* — Rebecca Tsehaye  
(74) *Attorney, Agent, or Firm* — Kevin Schraven; Anooj Patel; Hankin Patent Law, APC

(57) **CLAIM**

The ornamental design for a vaporizer, as shown and described.

**DESCRIPTION**

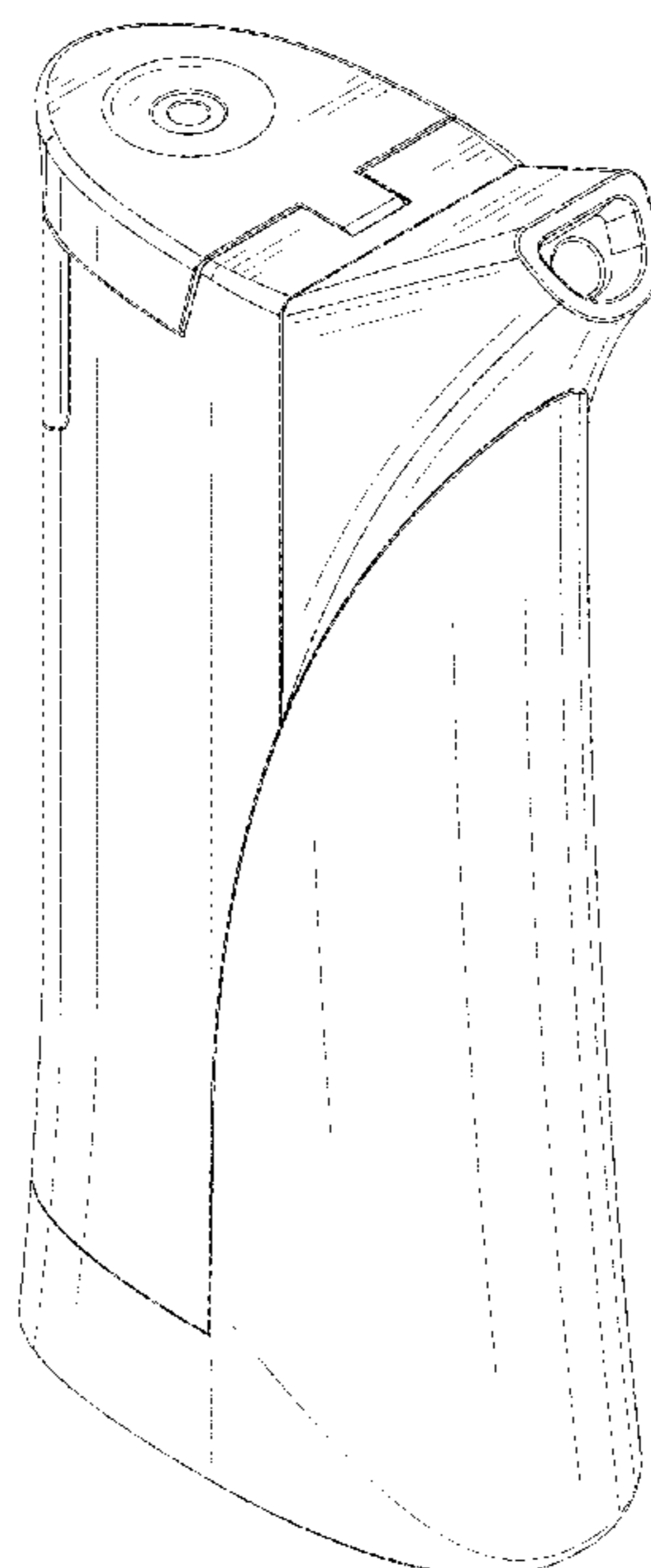
FIG. 1 is a top perspective view of a vaporizer showing our new design.  
FIG. 2 is a bottom perspective view thereof.  
FIG. 3 is a right side elevational view thereof.  
FIG. 4 is a left side elevational view thereof.  
FIG. 5 is a front elevational view thereof.  
FIG. 6 is a rear elevational view thereof.  
FIG. 7 is a top plan view thereof; and,  
FIG. 8 is a bottom plan view thereof.  
The broken lines in the drawings depict portions of the vaporizer that form no part of the claimed design.


**1 Claim, 6 Drawing Sheets**

(56) **References Cited**

**U.S. PATENT DOCUMENTS**

D743,099 S *	11/2015	Oglesby	.....	D27/163
D801,507 S *	10/2017	Kelnhofer	.....	D23/366
D808,071 S *	1/2018	Folkerts	.....	D27/101
D827,117 S *	8/2018	Rigbi	.....	D23/360
D828,953 S *	9/2018	Chen	.....	D27/167
D843,052 S *	3/2019	Powell	.....	D27/163





*FIG. 1*

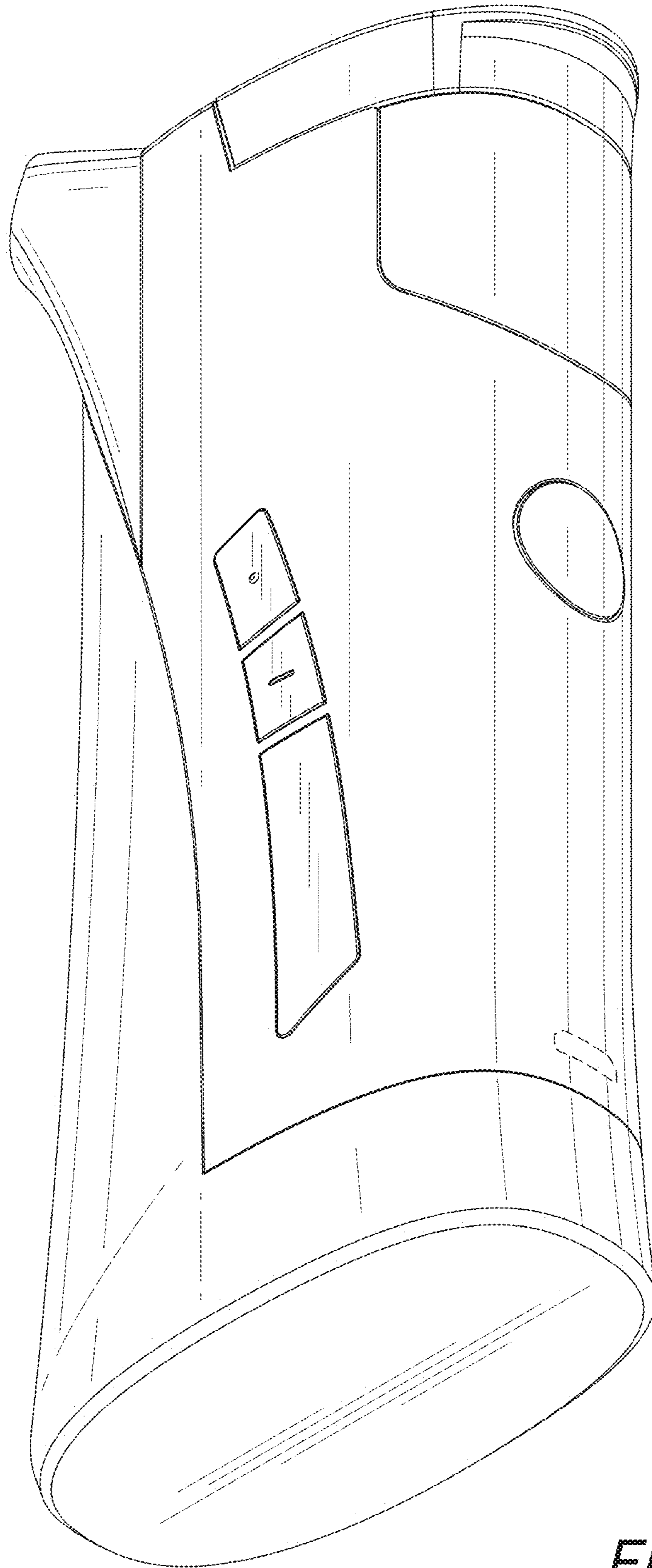
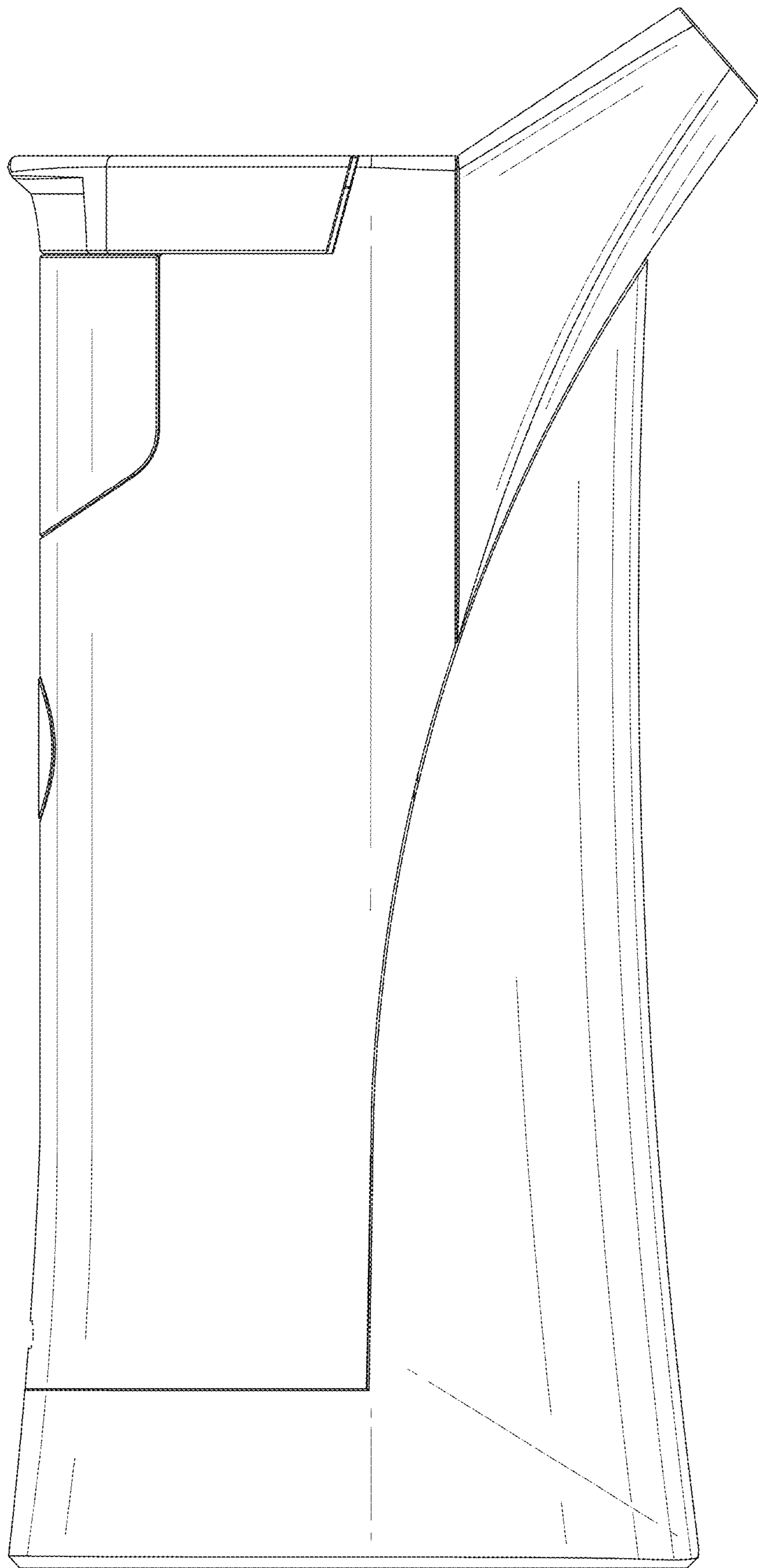
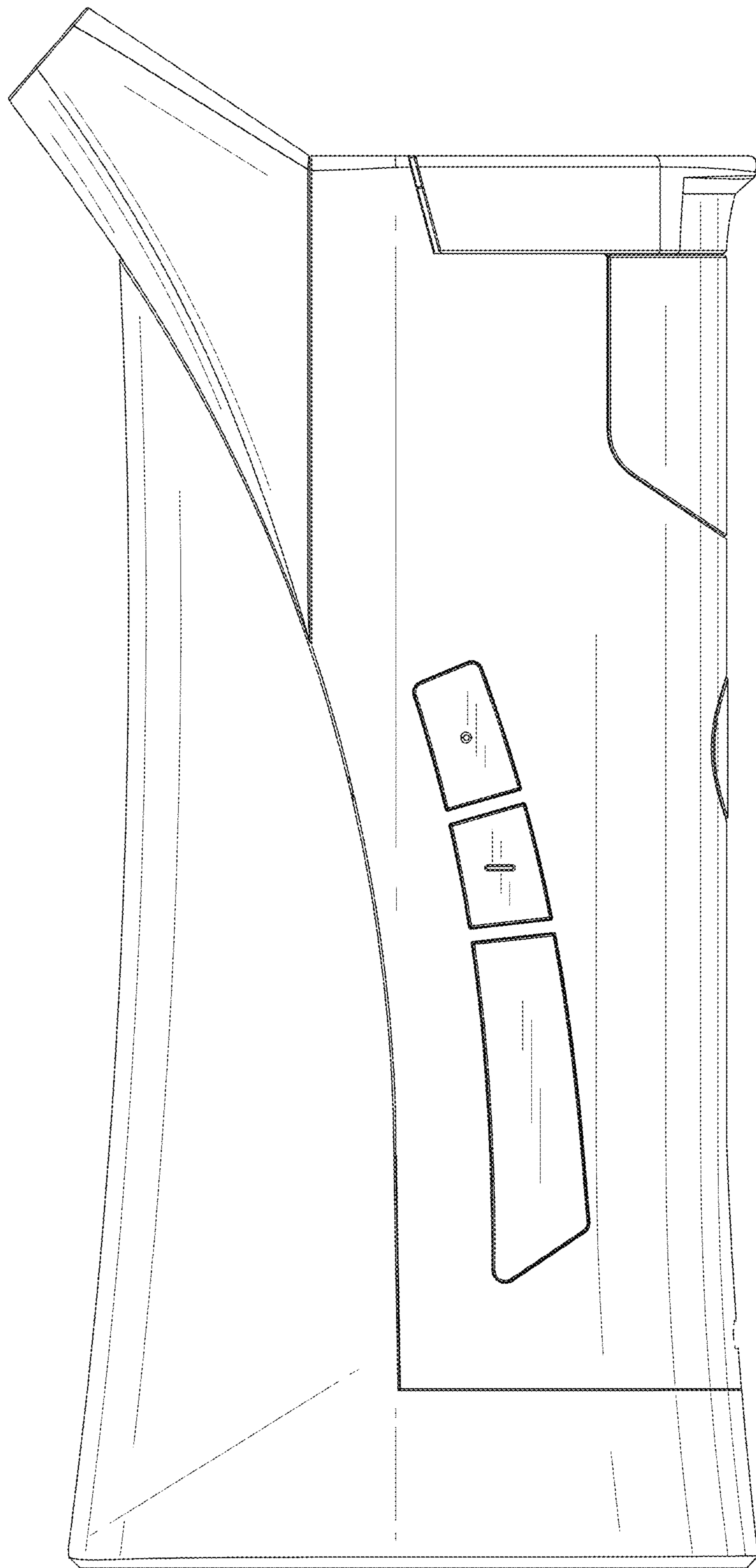


FIG. 2



*FIG. 3*



*FIG. 4*




FIG. 5

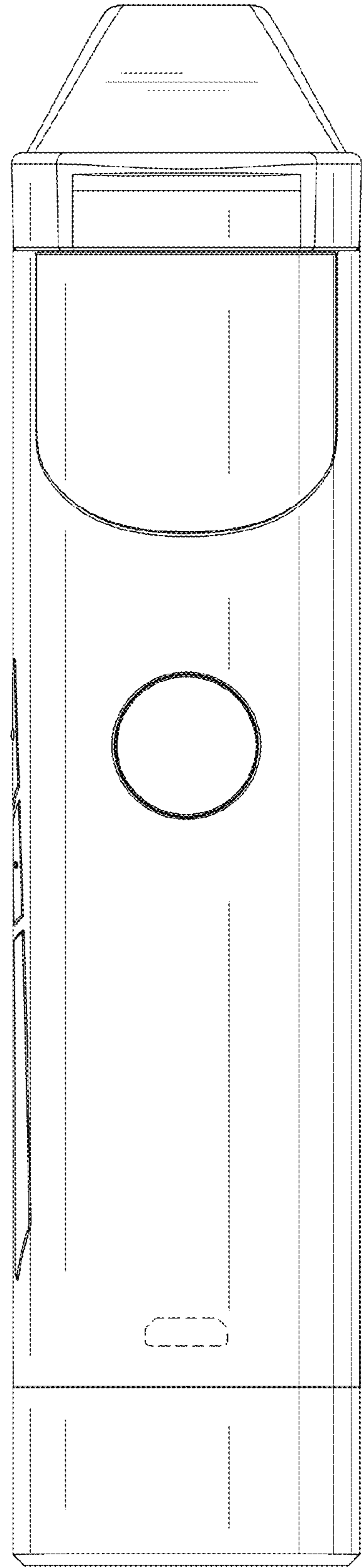
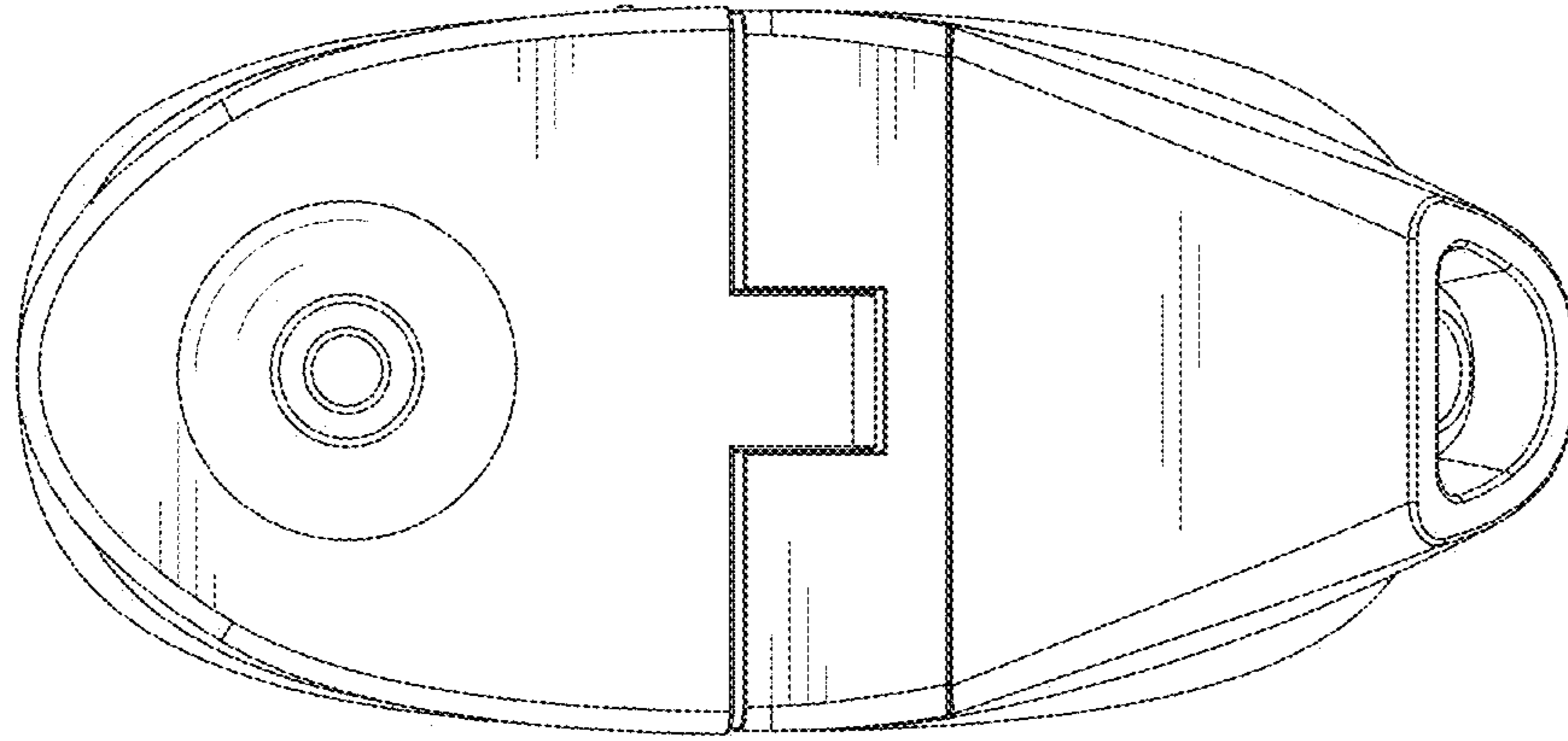
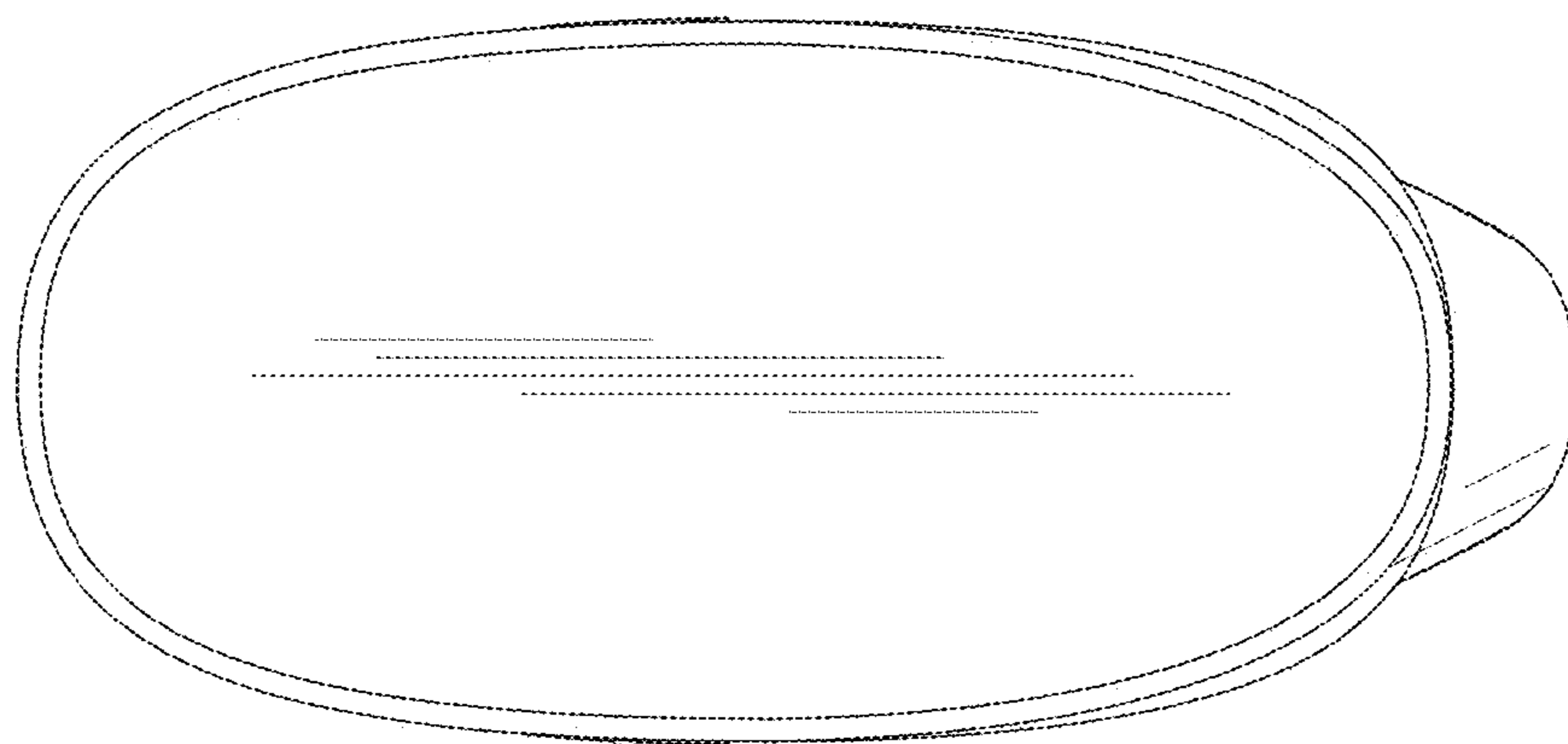


FIG. 6



*FIG. 7*



*FIG. 8*